
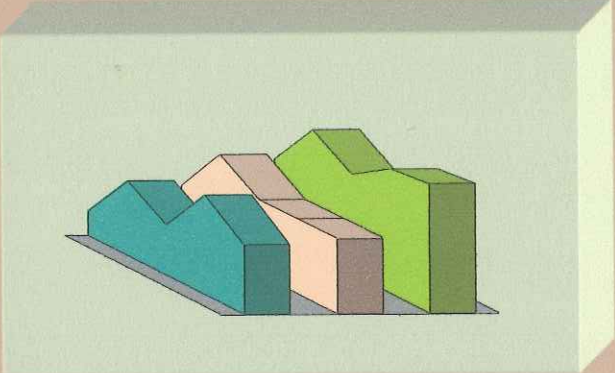






# INFORME ANUAL DE ESTADÍSTICAS VITALES 2000



Programa Graduado de Demografía  
**UPR**  
Ciencias Médicas

**CDCES** CENTRO DE DATOS CENSALES Y ESTADÍSTICAS DE SALUD  
Recinto de Ciencias Médicas  
Programa Graduado de Demografía

**Secretaría Auxiliar de Planificación, Evaluación,  
Estadísticas y Sistemas de Información**

**División de Estadísticas**

# **DEPARTAMENTO DE SALUD**

**JOHNNY RULLÁN, MD, FACPM**

**SECRETARIO DE SALUD**

**SECRETARÍA AUXILIAR DE PLANIFICACIÓN, EVALUACIÓN,  
ESTADÍSTICAS Y SISTEMAS DE INFORMACIÓN**

**DALIDIA COLÓN PIERETTI, SECRETARIA AUXILIAR**

Este Informe fue preparado por:

**Mario R. Zuleta**, Consultor en Demografía

**Sonia M. González**, Estadístico

**Orlando Rosado**, Estadístico

**Ivette Rolland**, Estadístico

**Yairellys Cruz**, Oficinista Dactilógrafo

**Ruth Arocho**, Oficinista

Portada

**Kenneth Torres Concepción**

Este informe contiene información pública, no obstante, se requiere que en caso de ser citada o divulgada, se reconozca apropiadamente el origen de la fuente.

Cita sugerida: Informe Anual de Estadísticas Vitales de Puerto Rico, 2000  
Departamento de Salud, SAPEESI, San Juan, Puerto Rico

## **NOTA DE AGRADECIMIENTO Y RECONOCIMIENTO**

Deseamos agradecer a las siguientes personas y oficinas la ayuda recibida en la preparación de este Informe.

### **DEPARTAMENTO DE SALUD**

#### **Oficina de Desarrollo de Sistemas de Información**

Pedro Valcárcel - Director  
Yolanda Viera - Directora de Programación Sistemas Electrónicos  
Olga Valentín - Directora Análisis  
Nelly Devarie - Programación Sistemas Electrónicos  
Ramón Escobar - Director de Operaciones y Control  
Todo el personal de ODSI

#### **Registro Demográfico de Puerto Rico**

Nicolás Fernández - Director, Registro Demográfico  
Leonides Rosado - Subdirectora, Registro Demográfico  
Todo el personal de Codificación, Revisión, Control de Documentos, Entrada de Datos, Asuntos Legales, Pareo, Búsqueda, Microfilmación y Registradores.

### **UNIVERSIDAD DE PUERTO RICO**

#### **Programa Graduado de Demografía, Escuela de Salud Pública, Recinto de Ciencias Médicas:**

Dra. Zoraida Morales - Catedrática  
Dra. Ana Luisa Dávila - Catedrática  
Dra. Luz Eneida León - Catedrática Asociada  
Dr. Hernando Mattei - Catedrático Asociado

### **JUNTA DE PLANIFICACION DE PUERTO RICO**

#### **Oficina del Censo**

Lillian Torres Aguirre - Directora, Oficina del Censo  
Leida Martínez - Analista de Planificación  
José Luis Jiménez - Analista de Planificación

## TABLA DE CONTENIDO

|                                            | Página |
|--------------------------------------------|--------|
| INTRODUCCIÓN .....                         | 1      |
| NOTAS TÉCNICAS, DEFINICIONES Y TASAS ..... | 5      |
| DATOS SOBRESALIENTES.....                  | 17     |
| RESUMEN DEMOGRÁFICO .....                  | 23     |
| POBLACIÓN.....                             | 37     |
| NACIMIENTOS VIVOS .....                    | 43     |
| MORTALIDAD GENERAL.....                    | 97     |
| MORTALIDAD POR CAUSAS EXTERNAS.....        | 165    |
| MORTALIDAD INFANTIL.....                   | 173    |
| MORTALIDAD FETAL Y MATERNA .....           | 209    |
| TABLAS DE VIDA .....                       | 225    |
| MATRIMONIOS Y DIVORCIOS .....              | 233    |
| APÉNDICE .....                             | 241    |

# LISTA DE TABLAS

## RESUMEN DEMOGRÁFICO

- 1 - Estadísticas Demográficas en Puerto Rico por Años.....28
- 2 - Estadísticas Demográficas por Regiones, Áreas de Salud y Municipio.....29

## POBLACIÓN

- 3 - Población por Sexo y Grupos de Edad .....39
- 4 - Cambio Poblacional por Regiones, Áreas de Salud y Municipios.....40
- 5 - Estimado de Población por Regiones, Áreas de Salud y Municipios.....42

## NACIMIENTOS VIVOS

- 6 - Perfil de los Nacimientos por Tipo de en Hospital.....46
- 7 - Nacimientos Vivos .....49
- 8 - Nacimientos Vivos por Método del Parto y Mes de Ocurrencia .....50
- 9 - Nacimientos Vivos por Método del Parto y Día de la Semana.....51
- 10 - Número de Nacimientos, Por Ciento de Cambio y Tasa Cruda de Nacimientos.....52
- 11 - Tasas Específicas de Fecundidad .....53
- 12 - Nacimientos Vivos por Método del Parto, Edad de la Madre y Orden del  
Nacimiento .....55
- 13 - Nacimientos Vivos por Edad de la Madre y por Orden del Embarazo.....56
- 14 - Nacimientos Vivos por Período de Gestación y Edad de la Madre.....57
- 15 - Nacimientos Vivos por Edad y Escolaridad de la Madre.....58
- 16 - Nacimientos Vivos por Duración del Embarazo y Peso al Nacer.....59
- 17 - Nacimientos Vivos por Edad de la Madre y Peso al Nacer.....60
- 18 - Nacimientos Vivos por Sexo, Peso al Nacer y Multiplicidad del Parto.....60
- 19 - Nacimientos Vivos por Edad de la Madre, Peso al Nacer y Estado Jurídico.....61

|                                                                                                                                      |    |
|--------------------------------------------------------------------------------------------------------------------------------------|----|
| 20 - Nacimientos Vivos por Método del Parto y Estado Jurídico.....                                                                   | 63 |
| 21 - Nacimientos Vivos por Sexo, Edad de la Madre, Estado Jurídico y Por Ciento de No Casados .....                                  | 64 |
| 22 - Nacimientos Vivos por Método del Parto y "Apgar Score" .....                                                                    | 65 |
| 23 - Nacimientos Vivos por Método del Parto y Número de Visitas Prenatales.....                                                      | 66 |
| 24 - Nacimientos Vivos por Edad de la Madre, Método del Parto y Mes que Comenzó el Cuidado Prenatal .....                            | 67 |
| 25 - Nacimientos Vivos por el Mes del Embarazo en que Comenzó el Cuidado Prenatal y Número de Visitas Prenatales.....                | 68 |
| 26 - Nacimientos Vivos por Número de Visitas Prenatales y Edad de la Madre.....                                                      | 68 |
| 27 - Nacimientos Vivos por Número de Visitas Prenatales y Estado Jurídico de la Madre .....                                          | 69 |
| 28 - Nacimientos Vivos por Número de Visitas Prenatales y Edad de la Madre.....                                                      | 70 |
| 29 - Nacimientos Vivos por Número de Visitas Prenatales y Escolaridad de la Madre .....                                              | 70 |
| 30 - Nacimientos Vivos por Municipio de Residencia y Sexo.....                                                                       | 71 |
| 31 - Nacimientos Vivos por Sexo, Municipio de Residencia y Edad de la Madre .....                                                    | 73 |
| 32 - Nacimientos Vivos por Municipio de Residencia de la Madre (Bajo Peso, Adolescentes, Solteras y Cuidado Prenatal Temprano) ..... | 81 |
| 33 - Nacimientos Vivos por Región de Residencia de la Madre (Bajo Peso, Adolescentes, Solteras y Cuidado Prenatal Temprano) .....    | 84 |
| 34 - Nacimientos Vivos por Municipio de Ocurrencia, Municipio de Residencia y Tasa .....                                             | 87 |
| 35 - Nacimientos con Peso de 5 lbs 8 oz o Menos y Sin Cuidado Prenatal por Municipio de Residencia .....                             | 89 |
| 36 - Nacimientos Vivos por Residencia de la Madre, Lugar de Ocurrencia y Por Ciento de Nacimientos en Hospitales .....               | 91 |
| 37 - Nacimientos por Método del Parto .....                                                                                          | 94 |
| 38 - Condiciones Anormales del Recién Nacido, Nacimientos Vivos.....                                                                 | 94 |
| 39 - Anomalías Congénitas, Nacimientos Vivos.....                                                                                    | 95 |

## MORTALIDAD GENERAL

|                                                                                                            |     |
|------------------------------------------------------------------------------------------------------------|-----|
| 40 - Defunciones por Causas Específicas y Tasas por 100,000 Habitantes.....                                | 99  |
| 41 - Mortalidad General por Mes de Ocurrencia .....                                                        | 102 |
| 42 - Defunciones por Regiones de Salud, Municipio de Residencia y Grupos de Edad.....                      | 103 |
| 43 - Tasa de Mortalidad y Distribución Porcentual para Causas Selectas, por Edad y Sexo .....              | 109 |
| 44 - Tasas de Mortalidad General por Causas y Sexo.....                                                    | 119 |
| 45 - Primeras Diecinueve Causas de Muerte.....                                                             | 141 |
| 46 - Defunciones por Causas Específicas y Grupos de Edad.....                                              | 143 |
| 47 - Tasas de Mortalidad General por Regiones de Salud, Municipio de Residencia y Causas Específicas ..... | 147 |
| 48 - Defunciones por Enfermedades del Corazón, Causas Específicas y Sexo.....                              | 153 |
| 49 - Defunciones por Cáncer, Parte del Cuerpo Afectada y Sexo .....                                        | 155 |
| 50 - Defunciones por Ocupación, Grupos de Edad y Sexo.....                                                 | 159 |
| 51 - Defunciones por Institución y Estatus del Paciente.....                                               | 163 |

## MORTALIDAD POR CAUSAS EXTERNAS

|                                                                                          |     |
|------------------------------------------------------------------------------------------|-----|
| 52 - Muertes Violentas por Año y Tasas por 100,000 Habitantes .....                      | 167 |
| 53 - Muertes Violentas por Grupo de Edad y Tasas .....                                   | 169 |
| 54 - Defunciones por Homicidios por Procedimiento Empleado, Grupos de Edad y Sexo .....  | 170 |
| 55 - Defunciones por Suicidios por Procedimientos Empleados, Grupos de Edad y Sexo ..... | 171 |



## MORTALIDAD INFANTIL

|                                                                                                                              |     |
|------------------------------------------------------------------------------------------------------------------------------|-----|
| 56 - Tasas de Mortalidad Infantil por Sexo.....                                                                              | 175 |
| 57 - Tasas de Mortalidad Infantil por Mes de Ocurrencia.....                                                                 | 177 |
| 58 - Primeras Diez Causas de Mortalidad Infantil .....                                                                       | 178 |
| 59 - Primeras Diez Causas de Mortalidad Neonatal .....                                                                       | 179 |
| 60 - Primeras Diez Causas de Mortalidad Postneonatal.....                                                                    | 180 |
| 61 - Mortalidad Neonatal por Causas, Sexo y Subdivisión .....                                                                | 181 |
| 62 - Mortalidad Post-Neonatal por Causas, Sexo y Subdivisión.....                                                            | 187 |
| 63 - Mortalidad Infantil por Causas, Institución y Tratamiento Médico.....                                                   | 190 |
| 64 - Mortalidad Infantil por Regiones de Salud, Municipio de Residencia y<br>Subdivisión del Primer Año de Vida.....         | 191 |
| 65 - Tasas de Mortalidad Infantil por Regiones de Salud, Municipio de Residencia<br>y Primeras Seis Causas Específicas ..... | 200 |
| 66 - Mortalidad Infantil por Causas y Peso al Nacer .....                                                                    | 203 |
| 67 - Mortalidad Infantil por Sexo, Peso al Nacer y Edad de la Madre.....                                                     | 205 |
| 68 - Mortalidad Infantil por Período de Gestación y Peso al Nacer.....                                                       | 208 |

## MORTALIDAD FETAL Y MATERNA

|                                                                                                  |     |
|--------------------------------------------------------------------------------------------------|-----|
| 69 - Muertes Fetales por Mes y Sexo.....                                                         | 211 |
| 70 - Muertes Fetales por Edad de la Madre y Multiplicidad del Parto .....                        | 212 |
| 71 - Muertes Fetales por Causas y Peso del Feto .....                                            | 213 |
| 72 - Muertes Fetales por Período de Gestación y Peso del Feto.....                               | 215 |
| 73 - Muertes Fetales por Método del Parto y Mes en que Comenzó el Cuidado<br>Prenatal .....      | 216 |
| 74 - Muertes Fetales por Factores Médicos de Riesgo en Este Embarazo y Edad<br>de la Madre ..... | 217 |
| 75 - Muertes Fetales por Municipio de Ocurrencia, Municipio de Residencia y Tasa.....            | 218 |

|                                                                                |     |
|--------------------------------------------------------------------------------|-----|
| 76 - Tasas de Mortalidad Materna por Municipio de Residencia y Ocurrencia..... | 222 |
| 77 - Tasas de Mortalidad Materna por Edad de la Madre y Nacimientos Vivos..... | 223 |
| 78 - Mortalidad Materna por Causa y Grupos de Edad.....                        | 224 |

### **TABLAS DE VIDA**

|                                                    |     |
|----------------------------------------------------|-----|
| 79 - Esperanza de Vida al Nacer por Sexo .....     | 227 |
| 80 - Tabla de Vida Abreviada para Ambos Sexos..... | 229 |
| 81 - Tabla de Vida Abreviada para Hombres .....    | 230 |
| 82 - Tabla de Vida Abreviada para Mujeres .....    | 231 |

### **MATRIMONIOS Y DIVORCIOS**

|                                                                                                 |     |
|-------------------------------------------------------------------------------------------------|-----|
| 83 - Matrimonios por Edad de los Contrayentes .....                                             | 236 |
| 84 - Matrimonios por Primera Vez por Edad de los Contrayentes .....                             | 236 |
| 85 - Matrimonios por Edad y Estado Civil Previo de los Contrayentes .....                       | 237 |
| 86 - Divorcios Concedidos en las Salas del Tribunal General de Justicia por Sala y Causal ..... | 238 |
| 87 - Divorcios Concedidos en las Salas del Tribunal General de Justicia por Mes y Causal .....  | 239 |

## LISTADO DE GRÁFICAS

|                                                                                         |     |
|-----------------------------------------------------------------------------------------|-----|
| 1 - Nacimientos Vivos por Edad de la Madre .....                                        | 47  |
| 2 - Nacimientos Vivos por Tipo de Hospital.....                                         | 47  |
| 3 - Nacimientos Vivos por Trimestre en que Comenzó el Cuidado Prenatal .....            | 48  |
| 4 - Nacimientos Vivos por Escolaridad de la Madre .....                                 | 48  |
| 5 - Tasa de Natalidad .....                                                             | 49  |
| 6 - Distribución Porcentual de Nacimientos por Mes.....                                 | 50  |
| 7 - Nacimientos Vivos por Método del Parto y Día de la Semana.....                      | 51  |
| 8 - Tasas Específicas de Fecundidad .....                                               | 54  |
| 9 - Nacimientos Vivos por Método del Parto y Estado Jurídico.....                       | 63  |
| 10 - Nacimientos Vivos por Método del Parto y Número de Visitas Prenatales.....         | 66  |
| 11 - Primeras Diecinueve Causas de Mortalidad .....                                     | 142 |
| 12 - Muertes Violentas por Años .....                                                   | 168 |
| 13 - Tasa de Mortalidad Infantil por Años.....                                          | 176 |
| 14 - Tasas de Mortalidad Infantil por Mes de Ocurrencia.....                            | 177 |
| 15 - Muertes Fetales por Método del Parto y Mes en que Comenzó el Cuidado Prenatal..... | 216 |
| 16 - Tasa de Mortalidad Materna por Años .....                                          | 221 |
| 17 - Tasas de Mortalidad Materna por Edad de la Madre .....                             | 223 |
| 18 - Esperanza de Vida al Nacer.....                                                    | 228 |
| 19 - Tasas de Nupcialidad y Divorcios por Años.....                                     | 235 |

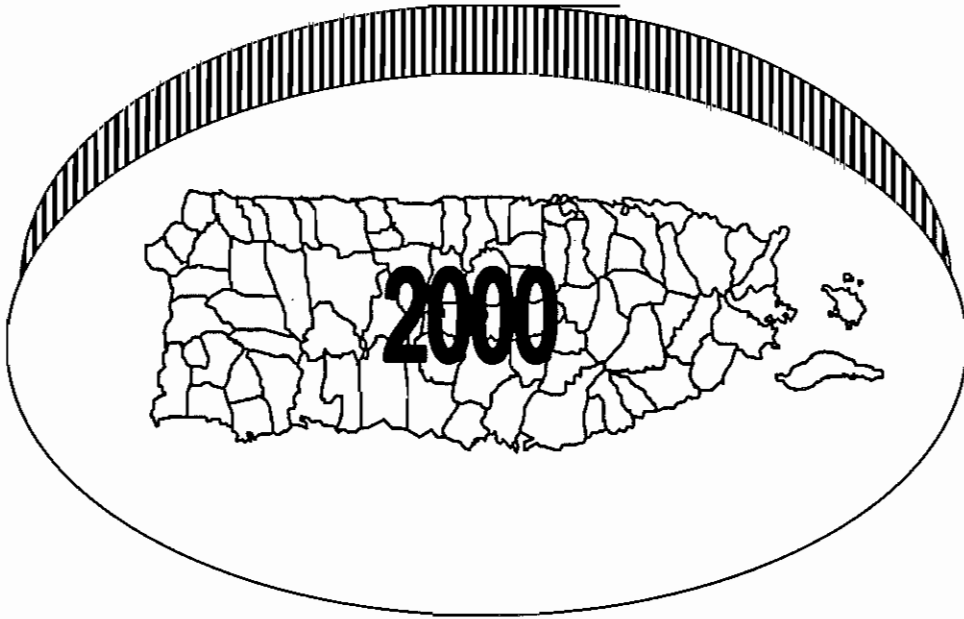
## LISTADO DE MAPAS

|                                                                       |    |
|-----------------------------------------------------------------------|----|
| 1 - Tasas de Natalidad por Municipios .....                           | 33 |
| 2 - Tasas de Mortalidad por Municipios.....                           | 34 |
| 3 - Tasas de Mortalidad Infantil por Municipios .....                 | 35 |
| 4 - Por Ciento de Nacimientos de Bajo Peso .....                      | 85 |
| 5 - Por Ciento de Nacimientos a Madres Adolescentes (< 20 Años) ..... | 86 |

## APÉNDICE

|                                     |     |
|-------------------------------------|-----|
| 1 - Certificado de Nacimiento ..... | 243 |
| 2 - Certificado de Defunción .....  | 245 |
| 3 - Certificado de Natimuerto.....  | 247 |
| 4 - Certificado de Matrimonio.....  | 249 |

**Introducción**





## INTRODUCCION

El Departamento de Salud pone a disposición de las agencias e instituciones públicas y privadas y usuarios en general el **Informe Anual de Estadísticas Vitales 2000**. Este informe incluye información estadística que comprende el período de enero a diciembre de 2000. El mismo constituye una de las fuentes principales de información con relación a los nacimientos, muertes, matrimonios y divorcios en Puerto Rico.

La información contenida en este informe es utilizada para el desarrollo de política pública en el área de salud, investigaciones y estudios científicos, planificación y evaluación de servicios de salud, entre otros. Es fuente de referencia para académicos, administradores, distintas entidades de gobierno tanto de Puerto Rico como de Estados Unidos.

Los datos que se incluyen en este informe, se obtienen a través de las inscripciones y/o registro de nacimientos, muertes, matrimonios y divorcios de los ciudadanos de Puerto Rico según requeridas por ley. La información de divorcios se obtiene a través de la Administración de Tribunales de Puerto Rico.

Las inscripciones se recogen a través de la Oficina Central y las Oficinas Locales del Registro Demográfico de Puerto Rico. Cada inscripción por evento recoge además información sociodemográfica que nos permite ofrecer información estadística a través de la cual se pueden hacer inferencias, identificar y establecer patrones y/o tendencias.

Estos datos se transmiten a un archivo central de datos ubicado en la Oficina de Desarrollo de Sistemas de Información (ODSI) del Departamento de Salud. Posteriormente y a través de programación electrónica se producen tabulaciones estadísticas que son incluidas en el informe. Como parte del proceso se verifica la consistencia y validez de los datos para garantizar la calidad de la información que se publica.

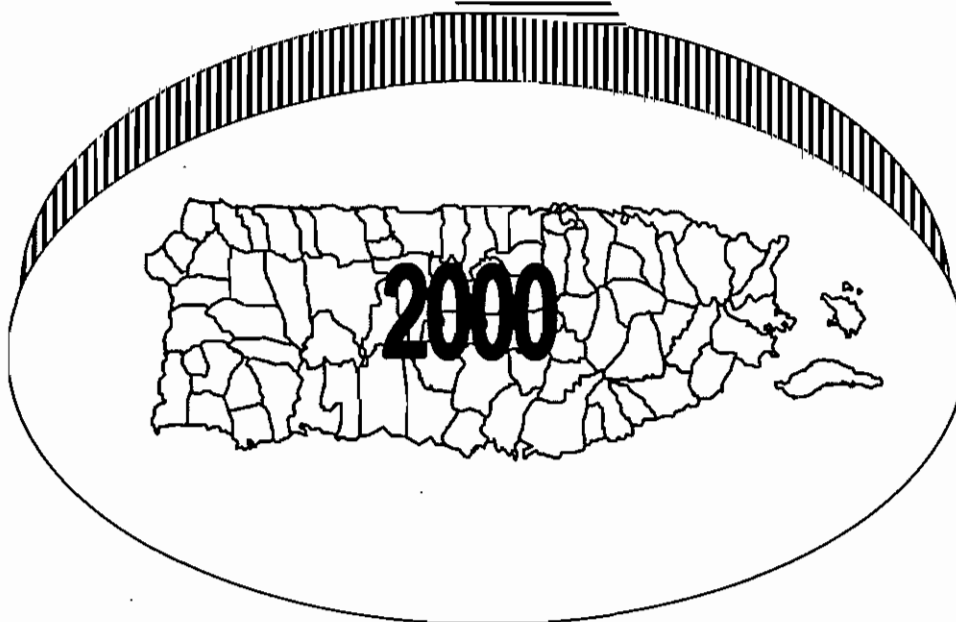
Como parte de la actualización y fortalecimiento de los procesos de producción de información en salud, se implementó la Décima Clasificación Internacional de Enfermedades (CIE-10), que fue utilizada para la tabulación de datos de mortalidad presentados en esta publicación.

La División de Estadísticas de la Secretaría Auxiliar de Planificación, Evaluación y Estadísticas es responsable de la preparación del Informe para su publicación final. Este informe contiene datos confiables de cada evento garantizados por los procesos de verificación y procedimientos existentes, por lo que constituye una información valiosa.

Confiamos en que la información presentada en este documento, sirva de insumo para estudios e investigaciones especiales que permitan conocer la situación social en general y del campo de la salud en particular.



**Notas Técnicas,  
Definiciones y  
Tasas**





## NOTAS TÉCNICAS

### ESTIMADOS POBLACIONALES

Los estimados poblacionales por edad sexo y población por municipios son provistos por la Oficina del Censo de la Junta de Planificación de Puerto Rico.

### CAUSAS DE MUERTE

- **ORDEN DE LAS CAUSAS** – Las causas de muertes están codificadas de acuerdo a la Décima Revisión de la Clasificación Internacional de Enfermedades. Hemos utilizado los criterios de la ordenación de muertes sugerida por la Organización Mundial de la Salud, utilizando las listas estándares de 61 causas selectas de mortalidad infantil y las 72 causas selectas de mortalidad general que sugiere el Centro Nacional de Estadísticas de Salud.

- **INFECCIÓN POR EL VIRUS DE INMUNODEFICIENCIA HUMANA CAUSANTE DEL SÍNDROME DE INMUNODEFICIENCIA ADQUIRIDA (SIDA)**

Los certificados de defunción en donde se señala el SIDA como la causa de muerte, son verificados con el Centro Latinoamericano de Enfermedades de Transmisión Sexual (CLETS). Una vez el CLETS corrobora que la persona falleció por SIDA, se codifica el SIDA como la causa principal de muerte, pasando el caso a contabilizarse como muerte por SIDA en las Estadísticas Vitales.

El 14 de agosto de 1987 se modificaron y/o revisaron los criterios de diagnóstico para la clasificación de los casos de SIDA (la modificación fue efectiva el 2 de septiembre de 1987). Antes de esta fecha, los pacientes debían reunir tres criterios para considerarse enfermos de SIDA, (probar la existencia de inmunodeficiencia, la presencia del virus y evidencia de una infección o enfermedad oportunista<sup>1</sup>). A partir de esa fecha se estableció que bastaba con que tuviera dos de los tres criterios para que un enfermo pudiera clasificarse con esa enfermedad. Por consiguiente, para el año 1986 y años anteriores, existieron casos como posible SIDA donde la causa principal de muerte codificada en los certificados de defunción, (siguiendo las guías establecidas en esa fecha) fue la neumonía o algún otro tipo de enfermedad oportunista.

---

<sup>1</sup> Datos sobre los criterios fueron suministrados por el Programa para Vigilancia del SIDA, del CLETS.

## DEFINICIONES

**Adolescentes** ( Madres Adolescentes) - Madres menores de 20 años de edad.

**"Apgar Score"**- Medida resumen de una escala de 0-10, 1er. y 5to. minuto de vida del infante que toma en consideración el ritmo cardíaco, esfuerzo respiratorio, tonicidad muscular, irritabilidad y color.

**Bajo Peso al Nacer** - Cualquier recién nacido que independientemente de las semanas de gestación, pese 5 lbs. 8 oz. (2,500 grs.) o menos al nacer.

**Duración de la Gestación** - El número de semanas transcurridas entre el primer día de la concepción y la fecha del nacimiento.

**Edad Reproductiva** - Edad de las mujeres entre los 15 y 44 años. (Anteriormente en Puerto Rico se incluían hasta los 49 años, pero en la actualidad la proporción de nacimientos desde los 45 años en adelante es muy reducida).

**Estado Jurídico** - (Legitimidad)

Nacimiento legítimo - niño de padres legalmente casados entre sí.

Nacimiento ilegítimo - niño cuyos padres viven en matrimonios consensuales o de madres que son solteras.

**Nacimiento Vivo** - La completa expulsión o extracción del vientre de la madre, del producto de la concepción humana, independientemente de la duración del embarazo y el cual después de dicha expulsión o extracción respire o muestre otra evidencia de vida, tal como latidos del corazón, pulsaciones del cordón umbilical o movimientos definidos de músculos voluntarios, haya sido o no cortado el cordón umbilical o adherido a la placenta.

**Orden de Nacimiento** - El total de nacimientos vivos que ha tenido la madre incluyendo el nacimiento actual.

**Razón de Sexo al Nacer** - El número de nacimientos varones por cada cien nacimientos del sexo femenino.

## FACTORES MÉDICOS DE RIESGO

**Anemia** - Nivel de hemoglobina de menos de 10.0 g/dl durante el embarazo o hematocrito de menos de 30% durante el embarazo.

**Cervix Incompetente** - Se caracteriza por la dilatación sin dolor del cuello del útero en el segundo trimestre o temprano en el tercer trimestre del embarazo, con expulsión

prematura de las membranas a través de la cervix. Se inflan las membranas dentro de la vagina y es seguido por la rotura de la membrana y subsecuente expulsión del feto.

**Diabetes** - Desorden metabólico que se caracteriza por cantidad excesiva de orina y sed persistente; incluye juvenil, adulta y gestacional (durante el embarazo).

**Eclampsia** - La ocurrencia de convulsiones y/o coma, que no están relacionadas con otras condiciones cerebrales en mujeres con señales y síntomas de preeclampsia.

**Enfermedad Cardíaca (Enfermedad del Corazón)** - Enfermedad del corazón durante el embarazo.

**Enfermedad Aguda o Crónica del Pulmón** - Enfermedad de los pulmones durante el embarazo.

**Enfermedad Renal** - Enfermedad del riñón.

**Hemoglobinopatía** - Desorden de la sangre causado por la alteración en la estructura molecular de la hemoglobina (por ejemplo, la anemia falciforme).

**Herpes Genital** - Infección de la piel del área genital por el virus del herpes simplex.

**Hidramnios/Oligohidramnios** - Cualquier exceso notable (hidramnios) o carencia (oligohidramnios) de líquido amniótico.

**Hipertensión Crónica** - Presión sanguínea persistentemente mayor de 140/90, diagnosticada con anterioridad al comienzo del embarazo o antes de la 20ma. semana de gestación.

**Hipertensión Asociada al Embarazo** - Un aumento en la presión sanguínea de por lo menos, 30mm Hg la sistólica o 15mm Hg la diastólica en dos medidas tomadas con 6 horas de diferencia después de la 20ma. semana de gestación.

**Infante o Nacimiento Previo 4,000 + Grs** - El peso al nacer de un nacimiento vivo anterior fue de más de 4,000 grs (8 lbs 14 oz).

**Infante o Nacimiento Previo Prematuro o Pequeño para su Edad Gestacional** - Nacimiento previo de un infante que no completó 37 semanas de gestación o que pesó menos de la 10ma. percentila para edad gestacional, usando una tabla estándar de peso por edad.

**Sangramiento Uterino** - Cualquier sangramiento clínicamente significativo, durante el embarazo, tomando en consideración la etapa del embarazo; cualquier sangramiento del útero en el segundo o tercer trimestre del embarazo, antes del comienzo del parto.

**Sensibilidad al Factor RH** - El proceso o estado de hacerse sensible al factor Rh, como cuando una madre Rh negativo está embarazada y el feto es Rh positivo.

## PROCEDIMIENTOS OBSTÉTRICOS

**Amniocentesis** - Perforación quirúrgica transabdominal del útero para obtener fluido amniótico a usarse en la detección de desórdenes genéticos, anomalías fetales y madurez pulmonar del feto.

**Monitoreo Fetal Electrónico** - Monitoreo con instrumentos externos que se aplican al abdomen de la madre o con instrumentos internos con un electrodo que se adhiere al cráneo del feto y un catéter a través del cuello de la matriz hasta la matriz para detectar las pulsaciones del corazón del feto y las contracciones uterinas.

**Inducción del Parto** - El inicio de contracciones uterinas antes de los síntomas espontáneos del parto, por medios médicos o quirúrgicos con el propósito de provocar el parto.

**Estimulación del Parto** - Uso de Oxitocina en un parto que ya comenzó, con el propósito de acelerarlo.

**Tocolisis** - El uso de medicamentos para inhibir las contracciones prematuras del útero para prolongar la duración del embarazo y por consiguiente, evitar un nacimiento prematuro.

**Ultrasonido** - Visualizar el feto y la placenta por medio de ondas de sonido.

## COMPLICACIONES DEL PARTO

**Febрил** - Fiebre mayor de 100° F ó 38° C que ocurra durante el parto.

**Meconio** - El meconio consiste en residuos no digeridos de líquido amniótico que ha sido tragado, secreciones, excreciones y células de tejido del tracto gastrointestinal; moderadas o grandes cantidades de meconio en el líquido amniótico que se nota durante el parto.

**Rotura Prematura de Membrana (Más de 12 horas)** - Rotura de las membranas en cualquier momento durante el embarazo y más de 12 horas antes del comienzo del parto.

**Placenta Abruapta** - Separación prematura del útero, de una placenta normalmente implantada.

**Placenta Previa** - Implantación de la placenta sobre o cerca de la apertura interna del útero.

**Convulsiones Durante El Parto** - Convulsiones de la madre durante el parto, por cualquier causa.

**Parto Precipitado (Menos de 3 horas)** - Parto extremadamente rápido, que tardó menos de 3 horas.

**Parto Prolongado (Más de 20 horas)** - Parto con progreso anormalmente lento, que duró más de 20 horas.

**Disfunción en el Parto** - Dificultad para progresar siguiendo un patrón normal de parto.

**Presentación de Nalgas (Breech)** - Cuando en el parto se presentan las nalgas del feto y no su cabeza.

**Desproporción Cefalopélvica** - La relación del tamaño, la presentación y la posición de la cabeza del feto con la pelvis materna que evita la dilatación del cuello de la matriz y/o el descenso de la cabeza del feto.

**Prolapso del Cordón** - Expulsión prematura del cordón umbilical en el parto antes de que nazca el feto.

**Complicaciones por Anestesia** - Cualquier complicación durante el parto que haya sido causada por anestesia.

**Angustia Fetal** - Cuando hay signos de hipoxia fetal (deficiencia en la cantidad de oxígeno que llega a los tejidos fetales).

## **CONDICIONES ANORMALES DEL RECIÉN NACIDO**

**Anemia** - Nivel de hemoglobina de menos de 13.0 g/dl, o hematocrito menor de 39 por ciento.

**Traumatismo (Lesión) al Nacer** - Limitación de la función o estructura del cuerpo del infante debido a influencias adversas ocurridas en el nacimiento.

**Síndrome de Alcohollismo Fetal** - Un síndrome de crecimiento y desarrollo prenatal alterado, que ocurre entre los infantes que nacen de madres cuyo consumo de alcohol durante el embarazo fue excesivo.

**Membrana Hialina/Síndrome de Dificultad Respiratoria (RDS)** - Un desorden principalmente de prematuridad cuya manifestación clínica es la dificultad respiratoria y la manifestación patológica. Son membranas hialinas en los pulmones y expansión incompleta de los pulmones en el momento del nacimiento.

**Síndrome de Aspiración de Meconio** - Aspiración de meconio por el feto o recién nacido que afecta el sistema respiratorio inferior.

**Ventilación o Respiración Artificial (Menor de 30 minutos)** - Método mecánico para ayudar al recién nacido con fallo respiratorio.

**Ventilación Artificial (30 minutos o más)** - Cuando se coloca al recién nacido en ventilador artificial por 30 minutos o más.

**Convulsiones** - Cualquier tipo de convulsión, no importa su etiología.

## **ANOMALÍAS CONGÉNITAS DEL NIÑO**

**Anencefalia** - Ausencia de los hemisferios cerebrales.

**Espina Bífida/Meningocele** - Desarrollo anormal que se caracteriza por el cierre defectuoso de los huesos de la columna vertebral, a través del cual las meninges y el cordón espinal pueden o no sobresalir.

**Hidrocefalia** - Acumulación excesiva de líquido cerebroespinal dentro de los ventrículos del cerebro, con el consecuente engrandecimiento del cráneo.

**Microcefalia** - Cabeza significativamente pequeña.

**Otras Anomalías del Sistema Nervioso Central** - Otras anomalías del cerebro, columna vertebral y sistema nervioso.

**Malformaciones del Corazón** - Anomalías congénitas del corazón.

**Atresia/Estenosis Rectal** - Cuando por defecto congénito hay ausencia o estrechez del recto, o este está cerrado.

**Fístula Traqueoesofágica o Atresia Esofágica** - Una comunicación anormal entre la tráquea y el esófago; la atresia esofágica es la ausencia del esófago o cuando éste está cerrado (congénito).

**Onfalocele/Gastrosquisis** - Onfalocele es cuando existe una protuberancia o víscera abdominal por un defecto en la base del ombligo. En gastrosquisis, la víscera abdominal es protuberante a través de un defecto en la pared abdominal, por lo general al lado derecho del cordón umbilical.

**Genitales Malformados** - Anomalías congénitas de los órganos reproductivos.

**Agenesia Renal** - Ausencia de uno o ambos riñones.

**Otras Anomalías Urogenitales** - Otras anomalías congénitas relacionadas con la reproducción y de los órganos excretores de la orina.

**Labio Leporino/Paladar Hendido** - El labio leporino es una fisura o apertura alargada



en el labio; paladar hendido es una fisura en el paladar. Ambos resultan de fallas en el desarrollo embrionario.

**Polidactilia/Sindactilia/Adactilia** - Polidactilia es la presencia de más de cinco dedos en cada mano o pie; Sindactilia es cuando se tienen dedos unidos en manos o pies; Adactilia es la ausencia de dedos en las manos o pies.

**Pie Equino (Club Foot)** - Deformación en el pie, que se presenta torcido en su forma y/o posición.

**Hernia del Diafragma** - Hernia del contenido abdominal, a través del diafragma hacia la cavidad torácica, que por lo general resulta en dificultad respiratoria.

**Otras Anomalías Musculoesqueletales/Integumentarias** - Son otras anomalías congénitas de los músculos, esqueleto o piel.

**Síndrome de Down** - El más común desorden cromosómico, que usualmente resulta de tener un cromosoma adicional (trisomía del cromosoma 21).

**Otras Anomalías Cromosómicas** - Todas las demás aberraciones cromosómicas.

## MÉTODO DEL PARTO

**Tasa de Cesáreas Primarias** - Es el por ciento de nacimientos por cesáreas.  
 $\text{Cesáreas} \div \text{Total de nacimientos} \times 100$

**Tasa de Cesáreas Primarias** - Es la medida que relaciona el total de mujeres que tuvieron una primera cesárea con aquellas que tuvieron nacimientos pero que nunca han tenido un parto por cesárea. En el denominador de esta tasa se incluyen todos los nacimientos, excepto aquellos cuyo método del parto es una cesárea repetida, vaginal después de una cesárea (VBAC) o método no especificado.

**Tasa de Cesáreas Repetidas** - Es el por ciento de todos los partos por cesáreas en mujeres que tuvieron su segunda (o subsiguiente) cesárea.

**Tasa de Parto Vaginal Después de Cesárea (VBAC)** - Se computa dividiendo el total de VBAC  $\div$  Cesáreas repetidas, es decir, las mujeres con cesáreas previas.

## TASAS

### DEFUNCIONES

|                                         |   |                                                                                                                                         |           |
|-----------------------------------------|---|-----------------------------------------------------------------------------------------------------------------------------------------|-----------|
| Tasa Bruta (cruda) de Mortalidad        | = | $\frac{\text{Defunciones}}{\text{Población total estimada}}$                                                                            | x 1,000   |
| Tasa de Mortalidad Fetal                | = | $\frac{\text{Muertes fetales informadas}}{\text{Nacimientos vivos + muertes fetales}}$                                                  | x 1,000   |
| Tasa de Mortalidad Infantil             | = | $\frac{\text{Defunciones menores de 1 año}}{\text{Total de nacimientos vivos}}$                                                         | x 1,000   |
| Tasa de Mortalidad Materna              | = | $\frac{\text{Muertes atribuidas a condiciones maternas}}{\text{Nacimientos vivos durante el mismo periodo}}$                            | x 1,000   |
| Tasa de Mortalidad Neonatal             | = | $\frac{\text{Defunciones menores de 28 días}}{\text{Total de nacimientos vivos}}$                                                       | x 1,000   |
| Tasa de Mortalidad Perinatal            | = | $\frac{\text{Muertes fetales de 20 o más semanas de gestación + muertes neonatales}}{\text{Total nacimientos vivos + muertes fetales}}$ | x 1,000   |
| Tasa de Mortalidad Postneonatal         | = | $\frac{\text{Defunciones entre 28 días pero menores de 1 año}}{\text{Total de nacimientos vivos}}$                                      | x 1,000   |
| Tasa de Mortalidad por Causa Específica | = | $\frac{\text{Defunciones por causa específica}}{\text{Total de población estimada}}$                                                    | x 100,000 |

$$\text{Tasa Específica de Mortalidad} = \frac{\text{Defunciones en unos grupos de edad específicos}}{\text{Población estimada en los mismos grupos de edad}} \times 1,000$$

## NACIMIENTOS

$$\text{Tasa Bruta (cruda de natalidad)} = \frac{\text{Número de nacidos vivos en mujeres de todas las edades durante un año calendario}}{\text{Población total estimada a mitad de año}} \times 1,000$$

$$\text{Tasa Bruta de Reproducción} = \text{Tasa total (global) de fecundidad} \times \text{la proporción de nacimientos del sexo femenino}$$

$$\text{Tasa Específica de Fecundidad} = \frac{\text{Número de nacidos vivos en madres de una edad específica}}{\text{Población femenina en un grupo de edad}} \times 1,000$$

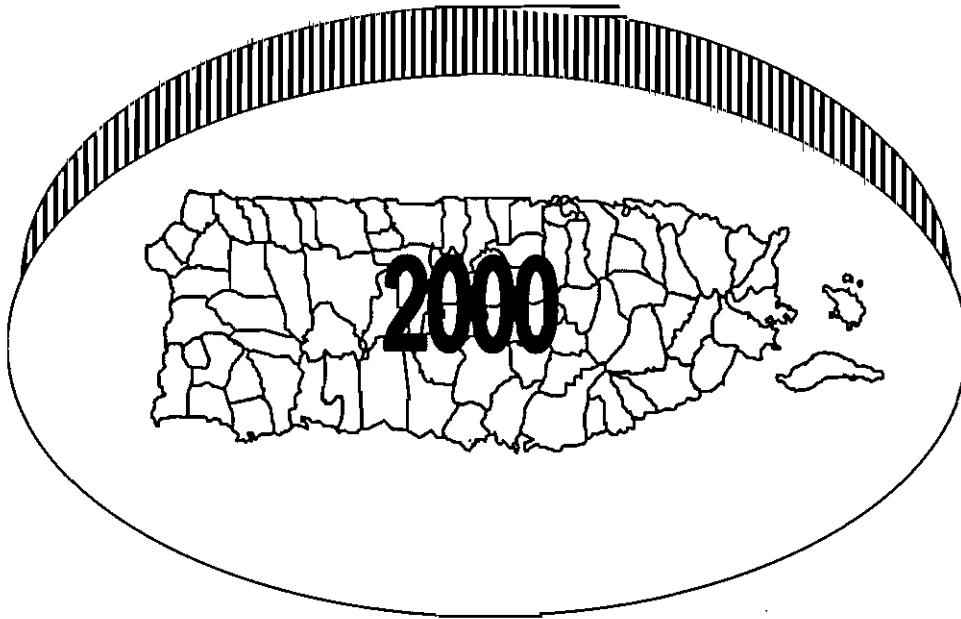
$$\text{Tasa General de Fecundidad} = \frac{\text{Número de nacidos vivos en mujeres de todas las edades durante un año calendario}}{\text{Población estimada de mujeres de 15 a 44 años}} \times 1,000$$

$$\text{Tasa Total de *Fecundidad} = \text{La suma de las tasas específicas de Fecundidad multiplicada por el intervalo de edad (Esta tasa puede ser computada usando años de edad sencilla)}$$

\*También conocida como la Tasa Global de Fecundidad.



**Datos  
Sobresalientes**





## **POBLACIÓN**

Según el Censo de Población de Puerto Rico efectuado en abril de 2000, la población para ese año, fue de 3,808,610. Por su parte, la población estimada a julio de 2000, fue de 3,816,901 habitantes. Unas 30,910 personas se sumaron a la población total como producto del crecimiento natural (la diferencia entre 59,460 nacimientos y 28,550 defunciones). Los presentes datos muestran una población para el año 2000 inferior a la de 1999. Sin embargo, cabe recalcar que esto se debe a que la población para 1999, fue obtenida a partir de estimaciones de años anteriores, mientras que la población para el 2000 proviene del Censo de Población de Puerto Rico - 2000.

## **NACIMIENTOS**

En el año 2000 hubo un total de 59,460 nacimientos. De estos, unos 59,364 nacimientos (99.8%) ocurrieron en hospitales, el 28.7 por ciento (17,031) en hospitales del gobierno y el 71.3 por ciento (42,333) en hospitales privados; 96 ocurrieron en el hogar y otros lugares.

Unos 6,423 nacimientos fueron de bajo peso al nacer (5 lbs. 8 oz. o menos), lo que representa una proporción de 10.8 por ciento. Para el año 1999, la proporción fue de 11.4 por ciento. La proporción de muy bajo peso (3 lbs. 4 oz. o menos) fue de 1.4 POR CIENTO con 854 nacimientos (1.3% en 1999 con 797 nacimientos). Del total de nacimientos de bajo peso (6,423) el 23.6 por ciento (1,519) fueron de madres adolescentes.

Hubo 11,390 nacimientos a madres menores de 20 años (madres adolescentes) (19.2%). La proporción observada en 1999 fue de 19.7 por ciento (11,783 nacimientos) lo que refleja una reducción de 2.5 por ciento en los nacimientos a madres menores de 20 años.

El 49.7 por ciento (29,573) de los nacimientos fueron a madres solteras. Esta proporción fue de 48.1 por ciento en 1999 y continúa en aumento ininterrumpido desde 1977, cuando fue de 18.6 por ciento. En el 75.6 por ciento de los nacimientos a madres adolescentes, éstas eran solteras (8,613 de 11,390).

En el 77.8 por ciento (46,238) de los nacimientos, las madres comenzaron el cuidado prenatal en el primer trimestre de embarazo. Esta proporción fue de 77.4 por ciento en el año 1999 (46,179).

Unos 23,268 nacimientos (39.1%) fueron por cesárea. Para 1999 estos nacimientos fueron 22,572 (37.8%). Se refleja un aumento en los nacimientos por cesárea de 696 (3.4%).

## **MORTALIDAD GENERAL**

Las Enfermedades del Corazón y los Neoplasmas Malignos (Cáncer) fueron las dos principales causas de muerte, responsables en conjunto del 34.7 por ciento (9,915) del total de defunciones. Las Enfermedades del Corazón (18.3%) continúan siendo la primera causa de muerte. Unas 5,222 personas murieron por esta causa en este período y para 1999 murieron 5,364 personas por esta misma causa.

Las Enfermedades Cardiovasculares (incluyendo aquí las enfermedades del corazón, cerebrovasculares, hipertensión y arterioesclerosis), causaron 8,126 muertes, lo que equivale al 28.5 por ciento del total de muertes ocurridas.

Los Tumores Malignos (Cáncer) ocuparon el segundo lugar de las causas de muerte con 4,693 muertes, para un 16.4 por ciento del total de las muertes. Entre las mujeres hubo un total de 2,011 muertes por cáncer y entre los hombres hubo 2,682. Ocurrieron 448 muertes de Cáncer del Colon, 487 de Cáncer de Próstata y 299 de Cáncer de la Mama de la Mujer.

La Diabetes Mellitus ocupó el tercer lugar (desde 1989 ocupa este lugar). Por esta causa murieron 2,273 personas, el 8.0 por ciento del total de muertes en 2000. En el año 1999 las muertes por esta causa fueron 2,184 (89 muertes menos que en 2000).

Las Enfermedades Hipertensivas ocuparon el cuarto lugar con 1,575 muertes equivalentes al 5.5 por ciento del total. Esta causa en 1999 ocupó el mismo lugar con 1,617 muertes.

El quinto lugar es ocupado por los Accidentes con 1,321 muertes. Esta causa ocupó también el quinto lugar en 1999 con 1,269 muertes.



Las Enfermedades Cerebrovasculares ocupan el sexto lugar con 1,166 muertes (4.1%). Esta causa en 1999 ocupó el mismo lugar con 1,265 muertes.

El séptimo lugar es ocupado por la Enfermedad Pulmonar Obstructiva Crónica (COPD por sus siglas en inglés), esta causó 1,144 defunciones (4.0%). Esta causa incluye las muertes por bronquitis, enfisema, asma, bronquiectasia, alveolitis alérgica y bronquiolitis. En 1999 ocupó el mismo lugar que en 2000 con 1,240 muertes.

Las Enfermedades del Hígado ocupan el octavo lugar con 820 (2.9%) muertes. En 1999 esta causa ocupó el mismo lugar, causando 878 muertes (3.0%).

El noveno lugar fue ocupado por Neumonía e Influenza que causaron 785 (2.7%) muertes. Esta causa ocupó el octavo lugar en 1999 y causó 1,069 (3.7%) muertes.

Nefritis y Nefrosis fueron la décima causa con 777 (2.7%) muertes. Para 1999 esta causa ocupó el noveno lugar con 937 (3.2%) muertes.

El undécimo lugar fue ocupado por Alzheimer con 709 (2.5%). En 1999 esta causa ocupó el decimocuarto lugar con 587 (2.0%) muertes.

Los Homicidios e Intervención Legal ocuparon el duodécimo lugar con 698 (2.4%) muertes. En 1999, estos ocuparon el mismo lugar que en 2000 con 705 muertes.

La Infección por el Virus de Inmunodeficiencia Humana, virus causante del Síndrome de Inmunodeficiencia Adquirida (SIDA), ocupó el decimotercer lugar con 643 (2.3%) muertes. En 1999 ocupó el mismo lugar que en 2000 con 610 muertes.

Septicemia y las Enfermedades Originadas en el Período Perinatal ocuparon el decimocuarto y decimoquinto con 601 y 375 muertes, respectivamente.

## **MORTALIDAD INFANTIL**

En el año 2000 ocurrieron 589 muertes infantiles con una tasa de 9.9 por cada mil nacimientos vivos. Se reportaron 43 muertes infantiles menos que en el 1999 (632 muertes infantiles).

De las 589 muertes de menores de un año ocurridas en Puerto Rico para 2000, 448 muertes ocurrieron en el período neonatal (menores de 28 días de vida) y 140

ocurrieron en el período postneonatal (desde los 28 días, pero sin lograr alcanzar su primer año).

### **MORTALIDAD FETAL Y MATERNA**

Para el año 2000 se informaron 651 muertes fetales, lo que representa una tasa de 10.8 por cada mil nacidos vivos. La mortalidad fetal para el año 2000 se redujo en 33 muertes con relación a las muertes fetales reportadas para 1999 (684 muertes con una tasa de 11.4 por cada 1,000 nacidos vivos).

Las muertes maternas reportadas en el año 2000, fueron 12. Esto representa una tasa de 20.2 por cada 100,000 nacidos vivos. Para 1999, se reportaron 11 muertes maternas con una tasa de 18.4 por cada 100,000 nacidos vivos.

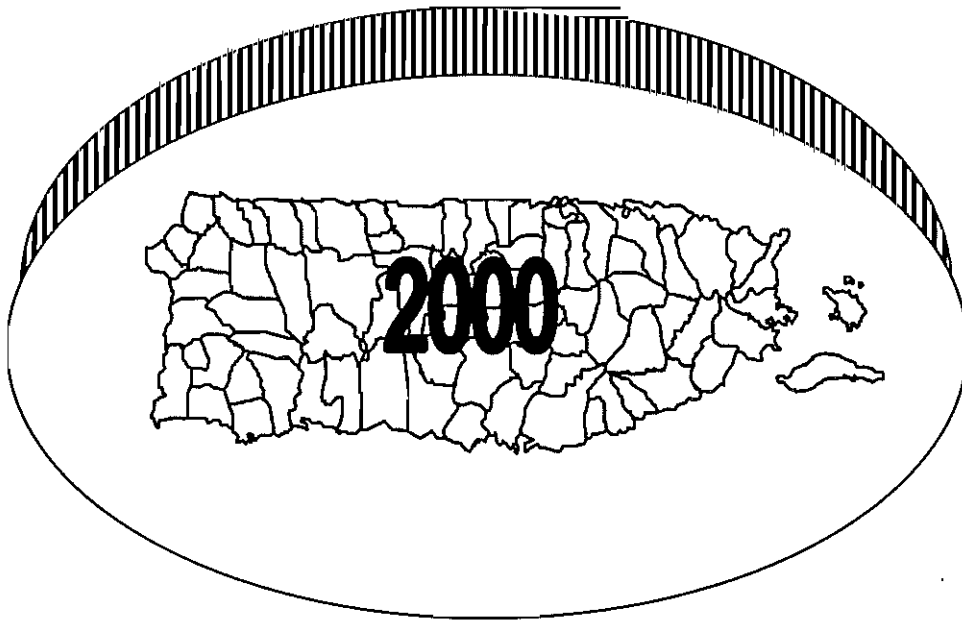
### **MATRIMONIOS**

Se celebraron 25,980 matrimonios, 1,275 menos que en 1999 (27,255). La tasa de matrimonios por cada mil habitantes mayores de quince años fue de 8.9. Esta tasa para 1999 fue de 9.3. El mayor número de matrimonios se produjo en el grupo 20 a 24 años tanto para las mujeres como para los hombres, 8,016 y 7,705 respectivamente. Los matrimonios efectuados por primera vez fueron 16,153 (62.2%) del total de matrimonios. De estos, el grupo de edad con el mayor número de matrimonios correspondió al de 20 a 24 años para ambos sexos.

### **DIVORCIOS**

Se informaron 13,621 divorcios, 1,906 divorcios menos que el período anterior lo que representa una tasa de 4.7 por cada mil habitantes de quince años o más. En 1999 la tasa fue de 5.3. Del total de divorcios concedidos, 6,995 (51.4%) fueron por consentimiento mutuo y 3,756 (27.6%) por separación por más de dos años. El mes con mayor número de divorcios concedidos fue el de septiembre con 1,367 divorcios.

**Resumen  
Demográfico**





## RESUMEN DEMOGRÁFICO

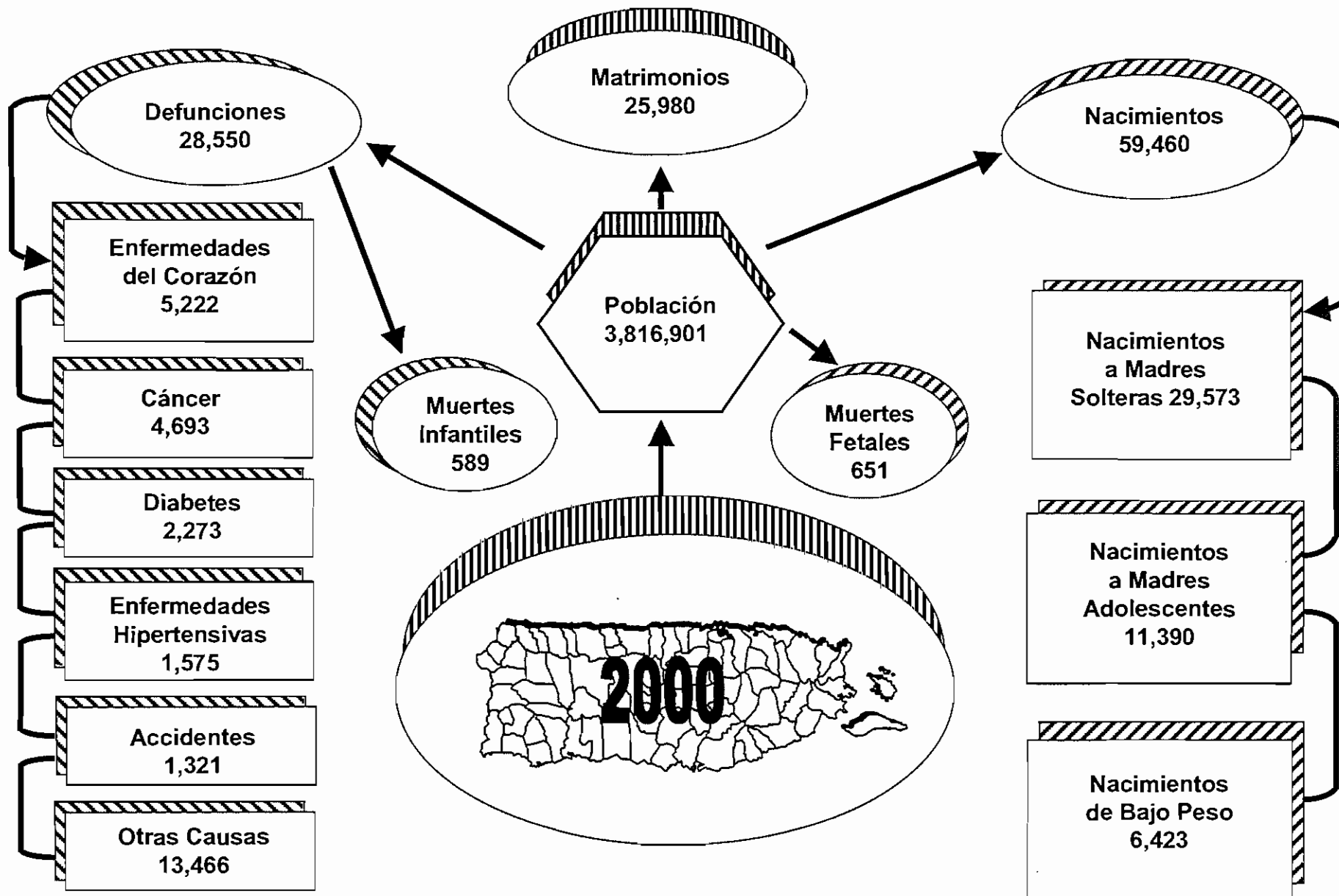
| Eventos y Tasas                  | 2000      | 1999      |
|----------------------------------|-----------|-----------|
| Población Total <sup>1</sup>     | 3,816,901 | 3,866,426 |
| Nacimientos                      | 59,460    | 59,684    |
| Tasa Bruta de Natalidad          | 15.5      | 15.4      |
| Defunciones                      | 28,550    | 29,145    |
| Tasa Bruta de Mortalidad         | 7.6       | 7.5       |
| Muertes Infantiles               | 589       | 632       |
| Tasa de Mortalidad Infantil      | 9.9       | 10.6      |
| Muertes Neonatales               | 448       | 438       |
| Tasa de Mortalidad Neonatal      | 7.5       | 7.3       |
| Muertes Postneonatales           | 140       | 193       |
| Tasa de Mortalidad Postneonatal  | 2.4       | 3.2       |
| Muertes Fetales                  | 651       | 684       |
| Tasa Mortalidad Fetal            | 10.9      | 11.3      |
| Muertes Maternas                 | 12        | 11        |
| Tasa de Mortalidad Materna       | 20.2      | 18.4      |
| Matrimonios                      | 25,980    | 27,255    |
| Tasa de Matrimonios <sup>2</sup> | 8.9       | 9.3       |
| Divorcios                        | 13,621    | 15,527    |
| Tasa de Divorcios <sup>2</sup>   | 4.7       | 5.3       |

Nota: La población para 1999 corresponde a estimaciones efectuadas a base del Censo de Población de 1990 y la población para 2000 corresponde a la población del Censo de 2000 ajustada al 1ro de julio

1 Estimada por la Junta de Planificación al 1ro de julio.

2 Tasa por 1,000 habitantes mayores de 15 años.

# EVENTOS VITALES PUERTO RICO, 2000



# CADA DÍA EN 2000

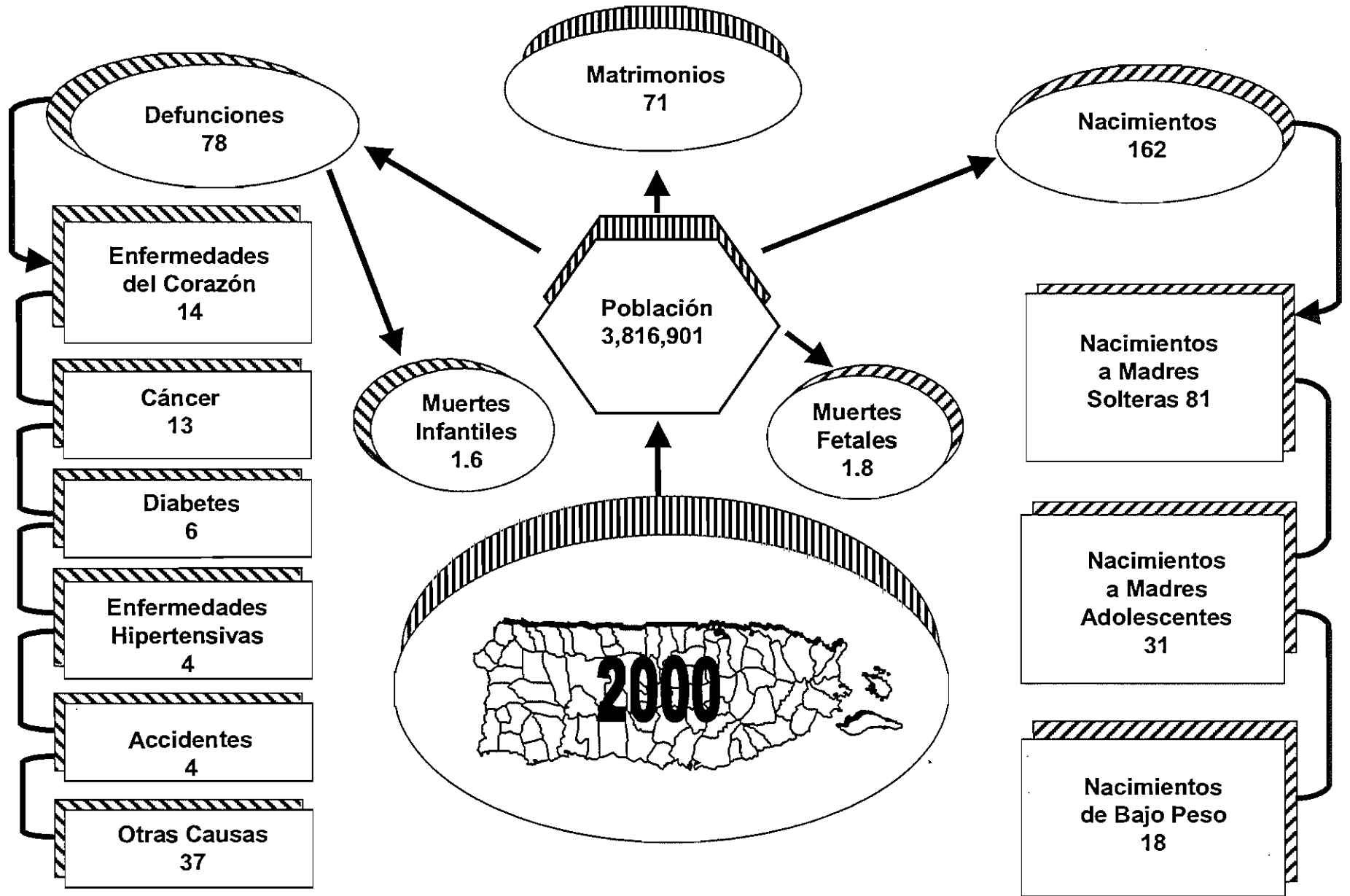


Tabla 1 - ESTADÍSTICAS DEMOGRÁFICAS EN PUERTO RICO POR AÑOS  
Table 1 - DEMOGRAPHIC STATISTICS IN PUERTO RICO BY YEARS  
PUERTO RICO, 2000

| Años<br>Years | POBLACIÓN *<br>POPULATION | Nacimientos Vivos<br>Live Births |         | Mortalidad General<br>Total Deaths |         | Mortalidad Infantil<br>Infant Deaths |         | Muertes Maternas<br>Maternal Deaths |         |        | Mortinatos<br>Stillbirths |        | Matrimonios<br>Marriages |        | Divorcios<br>Divorces |  |
|---------------|---------------------------|----------------------------------|---------|------------------------------------|---------|--------------------------------------|---------|-------------------------------------|---------|--------|---------------------------|--------|--------------------------|--------|-----------------------|--|
|               |                           | Número                           | Tasa 1/ | Número                             | Tasa 1/ | Número                               | Tasa 2/ | Número                              | Tasa 3/ | Número | Tasa 2/                   | Número | Tasa 4/                  | Número | Tasa 4/               |  |
| 2000          | 3,816,901                 | 59,460                           | 15.5    | 28,550                             | 7.6     | 589                                  | 9.9     | 12                                  | 20.2    | 651    | 10.8                      | 25,980 | 8.9                      | 13,621 | 4.7                   |  |
| 1999          | 3,886,425                 | 59,684                           | 15.4    | 29,145                             | 7.5     | 632                                  | 10.6    | 11                                  | 18.4    | 684    | 11.5                      | 27,255 | 9.3                      | 15,527 | 5.3                   |  |
| 1998          | 3,833,482                 | 60,518                           | 15.8    | 29,990                             | 7.8     | 637                                  | 10.5    | 4                                   | 6.6     | 692    | 11.4                      | 26,760 | 9.3                      | 13,832 | 4.8                   |  |
| 1997          | 3,805,003                 | 64,214                           | 16.9    | 29,119                             | 7.7     | 729                                  | 11.4    | 10                                  | 15.6    | 740    | 11.7                      | 31,480 | 11.0                     | 13,737 | 4.8                   |  |
| 1996          | 3,733,326                 | 63,259                           | 17.0    | 29,871                             | 8.0     | 665                                  | 10.5    | 11                                  | 17.4    | 708    | 11.1                      | 32,572 | 11.7                     | 13,172 | 4.7                   |  |
| 1995          | 3,719,317                 | 63,518                           | 17.0    | 30,196                             | 8.1     | 809                                  | 12.7    | 9                                   | 14.2    | 650    | 10.1                      | 32,514 | 11.7                     | 13,648 | 4.9                   |  |
| 1994          | 3,685,729                 | 64,325                           | 17.4    | 28,444                             | 7.7     | 738                                  | 11.5    | 5                                   | 7.7     | 646    | 9.9                       | 33,200 | 12.3                     | 13,724 | 5.1                   |  |
| 1993          | 3,621,538                 | 65,242                           | 18.0    | 28,494                             | 7.9     | 874                                  | 13.4    | 9                                   | 13.8    | 734    | 11.1                      | 33,262 | 12.6                     | 14,198 | 5.4                   |  |
| 1992          | 3,578,980                 | 64,481                           | 18.0    | 27,397                             | 7.7     | 822                                  | 12.7    | 14                                  | 21.7    | 649    | 10.0                      | 34,222 | 9.6                      | 14,227 | 5.5                   |  |
| 1991          | 3,549,160                 | 64,516                           | 18.2    | 26,328                             | 7.4     | 841                                  | 13.0    | 13                                  | 20.2    | 631    | 9.7                       | 33,222 | 12.9                     | 13,571 | 5.3                   |  |
| 1990          | 3,527,796                 | 66,555                           | 18.9    | 26,148                             | 7.4     | 893                                  | 13.4    | 13                                  | 19.5    | 666    | 9.9                       | 33,080 | 12.9                     | 13,695 | 5.3                   |  |
| 1989          | 3,497,287                 | 66,692                           | 19.1    | 25,987                             | 7.4     | 952                                  | 14.3    | 13                                  | 19.5    | 620    | 9.2                       | 31,642 | 12.5                     | 13,838 | 5.5                   |  |
| 1988          | 3,461,385                 | 64,081                           | 18.5    | 25,123                             | 7.3     | 810                                  | 12.6    | 11                                  | 17.2    | 647    | 10.0                      | 32,214 | 12.9                     | 13,930 | 5.6                   |  |
| 1987          | 3,433,345                 | 64,393                           | 18.8    | 23,954                             | 7.0     | 916                                  | 14.2    | 11                                  | 17.1    | 626    | 9.6                       | 33,285 | 13.6                     | 14,611 | 6.0                   |  |
| 1986          | 3,406,229                 | 63,551                           | 18.7    | 23,387                             | 6.9     | 873                                  | 13.7    | 10                                  | 15.7    | 642    | 10.5                      | 32,335 | 13.4                     | 13,554 | 5.6                   |  |
| 1985          | 3,378,126                 | 63,629                           | 18.8    | 23,194                             | 6.9     | 947                                  | 14.9    | 8                                   | 12.6    | 657    | 10.2                      | 30,306 | 12.7                     | 14,686 | 6.2                   |  |
| 1984          | 3,348,754                 | 63,321                           | 18.9    | 21,733                             | 6.5     | 991                                  | 15.7    | 6                                   | 9.5     | 673    | 10.5                      | 29,695 | 12.3                     | 13,698 | 5.7                   |  |
| 1983          | 3,321,848                 | 65,742                           | 19.8    | 21,499                             | 6.5     | 1,140                                | 17.3    | 4                                   | 6.1     | 710    | 10.7                      | 29,632 | 12.8                     | 13,164 | 5.7                   |  |
| 1982          | 3,290,435                 | 69,336                           | 21.1    | 21,522                             | 6.5     | 1,193                                | 17.2    | 8                                   | 11.5    | 757    | 10.8                      | 30,385 | 13.3                     | 14,084 | 6.2                   |  |
| 1981          | 3,251,847                 | 71,365                           | 21.9    | 21,197                             | 6.5     | 1,325                                | 18.6    | 12                                  | 16.8    | 775    | 10.7                      | 31,916 | 14.3                     | 14,247 | 6.4                   |  |
| 1980          | 3,203,956                 | 73,060                           | 22.8    | 20,486                             | 6.4     | 1,386                                | 19.0    | 6                                   | 8.2     | 820    | 11.1                      | 33,167 | 15.1                     | 15,276 | 6.9                   |  |
| 1979          | 3,160,700                 | 73,781                           | 23.3    | 20,390                             | 6.5     | 1,469                                | 19.9    | 8                                   | 10.8    | 854    | 11.6                      | 33,768 | 15.7                     | 14,791 | 6.9                   |  |
| 1978          | 3,121,600                 | 75,066                           | 24.0    | 19,876                             | 6.4     | 1,390                                | 18.5    | 4                                   | 5.3     | 950    | 12.7                      | 33,253 | 16.0                     | 14,753 | 7.1                   |  |
| 1977          | 3,074,100                 | 75,151                           | 24.4    | 19,895                             | 6.5     | 1,507                                | 20.1    | 10                                  | 13.3    | 1,007  | 13.4                      | 34,541 | 16.9                     | 12,085 | 5.9                   |  |
| 1976          | 3,018,300                 | 72,883                           | 24.1    | 19,893                             | 6.6     | 1,472                                | 20.2    | 9                                   | 12.3    | 1,035  | 14.2                      | 33,741 | 17.1                     | 12,357 | 6.3                   |  |
| 1975          | 2,938,800                 | 69,691                           | 23.7    | 19,073                             | 6.5     | 1,455                                | 20.9    | 11                                  | 15.8    | 1,047  | 15.0                      | 32,731 | 17.2                     | 12,905 | 6.8                   |  |
| 1974          | 2,890,000                 | 70,082                           | 24.2    | 19,490                             | 6.7     | 1,609                                | 23.0    | 19                                  | 27.1    | 1,100  | 15.7                      | 33,410 | 17.9                     | 11,688 | 6.3                   |  |
| 1973          | 2,872,300                 | 68,821                           | 24.0    | 19,257                             | 6.7     | 1,667                                | 24.2    | 9                                   | 13.1    | 1,158  | 16.8                      | 34,221 | 18.5                     | 12,593 | 6.8                   |  |
| 1972          | 2,865,100                 | 68,914                           | 24.1    | 19,011                             | 6.6     | 1,866                                | 27.1    | 27                                  | 39.2    | 1,219  | 17.7                      | 33,555 | 18.2                     | 13,269 | 7.2                   |  |
| 1971          | 2,779,300                 | 71,117                           | 25.6    | 18,144                             | 6.5     | 1,957                                | 27.5    | 20                                  | 28.1    | 1,280  | 18.0                      | 32,069 | 18.4                     | 10,770 | 6.2                   |  |
| 1970          | 2,716,000                 | 67,438                           | 24.8    | 18,080                             | 6.7     | 1,930                                | 28.6    | 18                                  | 26.7    | 1,276  | 18.9                      | 29,653 | 10.9                     | 9,713  | 3.6                   |  |
| 1969          | 2,706,000                 | 67,577                           | 25.0    | 17,669                             | 6.5     | 2,005                                | 29.7    | 24                                  | 35.5    | 1,367  | 20.2                      | 29,741 | 11.0                     | 9,509  | 3.5                   |  |
| 1968          | 2,665,000                 | 67,989                           | 25.5    | 17,481                             | 6.6     | 1,986                                | 29.2    | 12                                  | 17.6    | 1,394  | 20.5                      | 29,036 | 10.9                     | 8,929  | 3.4                   |  |
| 1967          | 2,634,000                 | 70,755                           | 26.9    | 16,780                             | 6.4     | 2,317                                | 32.7    | 26                                  | 36.7    | 1,673  | 23.6                      | 26,406 | 10.0                     | 7,728  | 2.9                   |  |
| 1966          | 2,612,000                 | 75,735                           | 29.0    | 17,506                             | 6.7     | 2,850                                | 37.6    | 34                                  | 44.9    | 1,798  | 23.7                      | 25,542 | 9.8                      | 7,517  | 2.9                   |  |
| 1965          | 2,583,000                 | 79,586                           | 30.8    | 17,719                             | 6.9     | 3,421                                | 43.0    | 40                                  | 50.3    | 2,072  | 26.0                      | 25,184 | 9.7                      | 8,035  | 3.1                   |  |
| 1964          | 2,542,000                 | 78,837                           | 31.0    | 18,556                             | 7.3     | 4,074                                | 51.7    | 46                                  | 58.3    | 2,132  | 27.0                      | 23,773 | 9.4                      | 7,460  | 2.9                   |  |
| 1963          | 2,491,000                 | 77,382                           | 31.1    | 17,386                             | 7.0     | 3,467                                | 44.8    | 42                                  | 54.3    | 2,186  | 28.2                      | 23,465 | 9.4                      | 6,309  | 2.5                   |  |
| 1962          | 2,447,000                 | 76,677                           | 31.3    | 16,575                             | 6.8     | 2,192                                | 28.6    | 58                                  | 75.6    | 2,187  | 28.5                      | 22,883 | 9.4                      | 6,565  | 2.7                   |  |
| 1961          | 2,402,000                 | 75,563                           | 31.5    | 16,361                             | 6.8     | 3,193                                | 42.3    | 44                                  | 58.2    | 2,202  | 29.1                      | 21,440 | 8.9                      | 5,697  | 2.4                   |  |

\* Población al 1ro de julio. 1/ Tasas por 1,000 habitantes - Rates per 1,000 population. 2/ Tasas por 1,000 nacidos vivos. - Rates per 1,000 live births.

3/ Tasa por 100,000 nacidos vivos. - Rates per 100,000 live births. 4/ Tasas por 1,000 habitantes de 15 años o más - Rates per 1,000 population from fifteen years or more

FUENTE: DEPARTAMENTO DE SALUD, SAPEESI, DIVISIÓN DE ESTADÍSTICAS, SAN JUAN, PUERTO RICO

SOURCE: DEPARTMENT OF HEALTH, ASPEESI, DIVISION OF STATISTICS, SAN JUAN, PUERTO RICO



Tabla 2 - ESTADÍSTICAS DEMOGRÁFICAS POR REGIONES, ÁREAS DE SALUD Y MUNICIPIO  
 Table 2 - DEMOGRAPHIC STATISTICS BY REGIONS, HEALTH AREAS AND MUNICIPALITY  
 PUERTO RICO, 2000

Pag 1 de 4

| MUNICIPIOS<br>MUNICIPALITIES | 1<br>POBLACIÓN<br>POPULATION | 2<br>NACIMIENTOS<br>VIVOS<br>LIVE BIRTHS |                  | 2<br>DEFUNCIONES<br>DEATHS |              | 3<br>MUERTES<br>INFANTILES<br>INFANT DEATHS |              | 4<br>MUERTE<br>MATERNA<br>MATERNAL DEATH |              | 3<br>MORTINATOS<br>STILLBIRTHS |              | 2<br>MATRIMONIOS<br>MARRIAGES |              |
|------------------------------|------------------------------|------------------------------------------|------------------|----------------------------|--------------|---------------------------------------------|--------------|------------------------------------------|--------------|--------------------------------|--------------|-------------------------------|--------------|
|                              |                              | NUM.<br>NO.                              | TASA<br>RATE     | NUM.<br>NO.                | TASA<br>RATE | NUM.<br>NO.                                 | TASA<br>RATE | NUM.<br>NO.                              | TASA<br>RATE | NUM.<br>NO.                    | TASA<br>RATE | NUM.<br>NO.                   | TASA<br>RATE |
|                              |                              | <b>TOTAL</b>                             | <b>3,816,901</b> | <b>59,460</b>              | <b>15.6</b>  | <b>28,550</b>                               | <b>7.5</b>   | <b>589</b>                               | <b>9.9</b>   | <b>12</b>                      | <b>20.2</b>  | <b>651</b>                    | <b>10.8</b>  |
| REGIÓN ARECIBO               | 462,306                      | 7,219                                    | 15.6             | 3,667                      | 7.9          | 57                                          | 7.9          | 1                                        | 13.9         | 76                             | 10.4         | 3,339                         | 7.2          |
| ÁREA DE ARECIBO              | 270,085                      | 3,903                                    | 14.5             | 2,182                      | 8.1          | 30                                          | 7.7          | -                                        | -            | 31                             | 7.9          | 2,072                         | 7.7          |
| ARECIBO                      | 100,348                      | 1,470                                    | 14.6             | 932                        | 9.3          | 11                                          | 7.5          | -                                        | -            | 31                             | 20.7         | 747                           | 7.4          |
| CAMUY                        | 35,320                       | 518                                      | 14.7             | 207                        | 5.9          | 1                                           | 1.9          | -                                        | -            | -                              | -            | 274                           | 7.8          |
| HATILLO                      | 39,009                       | 527                                      | 13.5             | 279                        | 7.2          | 4                                           | 7.6          | -                                        | -            | -                              | -            | 330                           | 8.5          |
| LARES                        | 34,490                       | 518                                      | 15.0             | 273                        | 7.9          | 5                                           | 9.7          | -                                        | -            | -                              | -            | 234                           | 6.8          |
| QUEBRADILLAS                 | 25,505                       | 380                                      | 14.9             | 191                        | 7.5          | 5                                           | 13.2         | -                                        | -            | -                              | -            | 182                           | 7.1          |
| UTUADO                       | 35,413                       | 490                                      | 13.8             | 300                        | 8.5          | 4                                           | 8.2          | -                                        | -            | -                              | -            | 305                           | 8.6          |
| ÁREA DE MANATÍ               | 192,221                      | 3,316                                    | 17.3             | 1,485                      | 7.7          | 27                                          | 8.1          | 1                                        | 30.2         | 45                             | 13.4         | 1,267                         | 6.6          |
| BARCELONETA                  | 22,371                       | 400                                      | 17.9             | 221                        | 9.9          | 1                                           | 2.5          | -                                        | -            | -                              | -            | 126                           | 5.6          |
| CIALES                       | 19,854                       | 335                                      | 16.9             | 133                        | 6.7          | 3                                           | 9.0          | -                                        | -            | -                              | -            | 166                           | 8.4          |
| FLORIDA                      | 12,394                       | 196                                      | 15.8             | 100                        | 8.1          | -                                           | -            | 1                                        | 510.2        | -                              | -            | 88                            | 7.1          |
| MANATÍ                       | 45,508                       | 780                                      | 17.1             | 379                        | 8.3          | 4                                           | 5.1          | -                                        | -            | 44                             | 53.4         | 340                           | 7.5          |
| MOROVIS                      | 30,030                       | 546                                      | 18.2             | 197                        | 6.6          | 8                                           | 14.7         | -                                        | -            | -                              | -            | 115                           | 3.8          |
| VEGA BAJA                    | 62,064                       | 1,059                                    | 17.1             | 455                        | 7.3          | 11                                          | 10.4         | -                                        | -            | 1                              | 0.9          | 432                           | 7.0          |
| REGIÓN BAYAMÓN               | 624,744                      | 10,129                                   | 16.2             | 4,048                      | 6.5          | 86                                          | 8.5          | 3                                        | 29.6         | 74                             | 7.3          | 3,823                         | 6.1          |
| ÁREA BARRANQUITAS            | 139,634                      | 2,297                                    | 16.5             | 826                        | 5.9          | 23                                          | 10.0         | 1                                        | 43.5         | 2                              | 0.9          | 740                           | 5.3          |
| BARRANQUITAS                 | 28,972                       | 455                                      | 15.7             | 165                        | 5.7          | 11                                          | 24.2         | 1                                        | 219.8        | -                              | -            | 160                           | 5.5          |
| COMERIO                      | 20,046                       | 330                                      | 16.5             | 148                        | 7.4          | 1                                           | 3.0          | -                                        | -            | -                              | -            | 89                            | 4.4          |
| COROZAL                      | 36,947                       | 597                                      | 16.2             | 203                        | 5.5          | 4                                           | 6.7          | -                                        | -            | -                              | -            | 209                           | 5.7          |
| NARANJITO                    | 29,773                       | 525                                      | 17.6             | 176                        | 5.9          | 2                                           | 3.8          | -                                        | -            | 1                              | 1.9          | 162                           | 5.4          |
| OROCOVIS                     | 23,896                       | 390                                      | 16.3             | 134                        | 5.6          | 5                                           | 12.8         | -                                        | -            | 1                              | 2.6          | 120                           | 5.0          |
| ÁREA DE BAYAMÓN              | 326,593                      | 5,111                                    | 15.6             | 2,223                      | 6.8          | 46                                          | 9.0          | 2                                        | 39.1         | 71                             | 13.7         | 2,174                         | 6.7          |
| BAYAMÓN                      | 224,532                      | 3,460                                    | 15.4             | 1,685                      | 7.5          | 35                                          | 10.1         | 2                                        | 57.8         | 71                             | 20.1         | 1,584                         | 7.0          |
| TOA ALTA                     | 64,068                       | 1,049                                    | 16.4             | 298                        | 4.7          | 5                                           | 4.8          | -                                        | -            | -                              | -            | 348                           | 5.4          |
| VEGA ALTA                    | 37,993                       | 602                                      | 15.8             | 240                        | 6.3          | 6                                           | 10.0         | -                                        | -            | -                              | -            | 242                           | 6.4          |
| ÁREA DE CATAÑO               | 158,517                      | 2,721                                    | 17.2             | 999                        | 6.3          | 17                                          | 6.2          | -                                        | -            | 1                              | 0.4          | 909                           | 5.7          |
| CATAÑO                       | 30,136                       | 514                                      | 17.1             | 216                        | 7.2          | 4                                           | 7.8          | -                                        | -            | -                              | -            | 180                           | 6.0          |
| DORADO                       | 34,091                       | 647                                      | 19.0             | 211                        | 6.2          | 3                                           | 4.6          | -                                        | -            | -                              | -            | 205                           | 6.0          |
| TOA BAJA                     | 94,290                       | 1,560                                    | 16.5             | 572                        | 6.1          | 10                                          | 6.4          | -                                        | -            | 1                              | 0.6          | 524                           | 5.6          |

Tabla 2 - ESTADÍSTICAS DEMOGRÁFICAS POR REGIONES, ÁREAS DE SALUD Y MUNICIPIO  
 Table 2 - DEMOGRAPHIC STATISTICS BY REGIONS, HEALTH AREAS AND MUNICIPALITY  
 PUERTO RICO, 2000

Pag 2 de 4

| MUNICIPIOS<br>MUNICIPALITIES | 1<br>POBLACIÓN<br>POPULATION | 2<br>NACIMIENTOS<br>VIVOS<br>LIVE BIRTHS |              | 2<br>DEFUNCIONES<br>DEATHS |              | 3<br>MUERTES<br>INFANTILES<br>INFANT DEATHS |              | 4<br>MUERTE<br>MATERNA<br>MATERNAL DEATH |              | 3<br>MORTINATOS<br>STILLBIRTHS |              | 2<br>MATRIMONIOS<br>MARRIAGES |              |
|------------------------------|------------------------------|------------------------------------------|--------------|----------------------------|--------------|---------------------------------------------|--------------|------------------------------------------|--------------|--------------------------------|--------------|-------------------------------|--------------|
|                              |                              | NUM.<br>NO.                              | TASA<br>RATE | NUM.<br>NO.                | TASA<br>RATE | NUM.<br>NO.                                 | TASA<br>RATE | NUM.<br>NO.                              | TASA<br>RATE | NUM.<br>NO.                    | TASA<br>RATE | NUM.<br>NO.                   | TASA<br>RATE |
|                              |                              | REGION DE CAGUAS                         | 570,840      | 9,041                      | 15.8         | 3,986                                       | 7.0          | 89                                       | 9.8          | 1                              | 11.1         | 81                            | 8.9          |
| ÁREA DE CAGUAS               | 284,343                      | 4,473                                    | 15.7         | 1,975                      | 6.9          | 54                                          | 12.1         | -                                        | -            | 41                             | 9.1          | 1,847                         | 6.5          |
| AGUAS BUENAS                 | 29,095                       | 465                                      | 16.0         | 185                        | 6.4          | 7                                           | 15.1         | -                                        | -            | -                              | -            | 116                           | 4.0          |
| CAGUAS                       | 140,808                      | 2,276                                    | 16.2         | 1,002                      | 7.1          | 29                                          | 12.7         | -                                        | -            | 40                             | 17.3         | 1,059                         | 7.5          |
| GURABO                       | 36,823                       | 560                                      | 15.2         | 230                        | 6.2          | 4                                           | 7.1          | -                                        | -            | -                              | -            | 270                           | 7.3          |
| JUNCOS                       | 36,531                       | 605                                      | 16.6         | 240                        | 6.6          | 7                                           | 11.6         | -                                        | -            | -                              | -            | 195                           | 5.3          |
| SAN LORENZO                  | 41,086                       | 567                                      | 13.8         | 318                        | 7.7          | 7                                           | 12.3         | -                                        | -            | 1                              | 1.8          | 207                           | 5.0          |
| AREA DE CAYEY                | 116,870                      | 1,798                                    | 15.4         | 773                        | 6.6          | 14                                          | 7.8          | -                                        | -            | 21                             | 11.5         | 720                           | 6.2          |
| AIBONITO                     | 26,551                       | 434                                      | 16.3         | 213                        | 8.0          | 4                                           | 9.2          | -                                        | -            | 10                             | 22.5         | 155                           | 5.8          |
| CAYEY                        | 47,473                       | 745                                      | 15.7         | 354                        | 7.5          | 4                                           | 5.4          | -                                        | -            | 11                             | 3.0          | 306                           | 6.4          |
| CIDRA                        | 42,846                       | 619                                      | 14.4         | 206                        | 4.8          | 6                                           | 9.7          | -                                        | -            | -                              | -            | 259                           | 6.0          |
| ÁREA DE HUMACAO              | 169,627                      | 2,770                                    | 16.3         | 1,238                      | 7.3          | 21                                          | 7.6          | 1                                        | 36.1         | 19                             | 6.8          | 1,238                         | 7.3          |
| HUMACAO                      | 59,164                       | 1,048                                    | 17.7         | 461                        | 7.8          | 8                                           | 7.6          | 1                                        | 95.4         | 18                             | 16.9         | 495                           | 8.4          |
| LAS PIEDRAS                  | 34,560                       | 571                                      | 16.5         | 227                        | 6.6          | 3                                           | 5.3          | -                                        | -            | -                              | -            | 263                           | 7.6          |
| MAUNABO                      | 12,768                       | 166                                      | 13.0         | 105                        | 8.2          | 1                                           | 6.0          | -                                        | -            | 1                              | 6.0          | 48                            | 3.8          |
| NAGUABO                      | 23,804                       | 372                                      | 15.6         | 206                        | 8.7          | 7                                           | 18.8         | -                                        | -            | -                              | -            | 189                           | 7.9          |
| YABUCOA                      | 39,331                       | 613                                      | 15.6         | 239                        | 6.1          | 2                                           | 3.3          | -                                        | -            | -                              | -            | 243                           | 6.2          |
| REGIÓN MAYAGÜEZ              | 312,565                      | 4,381                                    | 14.0         | 2,507                      | 8.0          | 56                                          | 12.8         | 1                                        | 22.8         | 44                             | 9.9          | 2,163                         | 6.9          |
| ÁREA DE MAYAGÜEZ             | 223,069                      | 3,114                                    | 14.0         | 1,770                      | 7.9          | 40                                          | 12.8         | 1                                        | 32.1         | 34                             | 10.8         | 1,560                         | 7.0          |
| AÑASCO                       | 28,409                       | 408                                      | 14.4         | 205                        | 7.2          | 7                                           | 17.2         | -                                        | -            | -                              | -            | 224                           | 7.9          |
| CABO ROJO                    | 47,013                       | 669                                      | 14.2         | 390                        | 8.3          | 12                                          | 17.9         | -                                        | -            | -                              | -            | 290                           | 6.2          |
| HORMIGUEROS                  | 16,651                       | 240                                      | 14.4         | 149                        | 8.9          | 3                                           | 12.5         | -                                        | -            | -                              | -            | 152                           | 9.1          |
| LAS MARIAS                   | 11,085                       | 149                                      | 13.4         | 77                         | 6.9          | 1                                           | 6.7          | -                                        | -            | -                              | -            | 78                            | 7.0          |
| MARICAO                      | 6,463                        | 104                                      | 16.1         | 40                         | 6.2          | -                                           | -            | -                                        | -            | -                              | -            | 27                            | 4.2          |
| MAYAGÜEZ                     | 98,649                       | 1,328                                    | 13.5         | 817                        | 8.3          | 13                                          | 9.8          | 1                                        | 75.3         | 34                             | 25.0         | 686                           | 7.0          |
| RINCÓN                       | 14,799                       | 216                                      | 14.6         | 92                         | 6.2          | 4                                           | 18.5         | -                                        | -            | -                              | -            | 103                           | 7.0          |
| AREA DE SAN GERMAN           | 89,496                       | 1,267                                    | 14.2         | 737                        | 8.2          | 16                                          | 12.6         | -                                        | -            | 10                             | 7.8          | 603                           | 6.7          |
| LAJAS                        | 26,318                       | 380                                      | 14.4         | 220                        | 8.4          | 6                                           | 15.8         | -                                        | -            | -                              | -            | 174                           | 6.6          |
| SABANA GRANDE                | 25,992                       | 369                                      | 14.2         | 207                        | 8.0          | 6                                           | 16.3         | -                                        | -            | -                              | -            | 150                           | 5.8          |
| SAN GERMAN                   | 37,186                       | 518                                      | 13.9         | 310                        | 8.3          | 4                                           | 7.7          | -                                        | -            | 10                             | 18.9         | 279                           | 7.5          |

Tabla 2 - ESTADÍSTICAS DEMOGRÁFICAS POR REGIONES, ÁREAS DE SALUD Y MUNICIPIO  
 Table 2 - DEMOGRAPHIC STATISTICS BY REGIONS, HEALTH AREAS AND MUNICIPALITY  
 PUERTO RICO, 2000

Pag 3 de 4

| MUNICIPIOS<br>MUNICIPALITIES | 1<br>POBLACIÓN<br>POPULATION | 2<br>NACIMIENTOS<br>VIVOS<br>LIVE BIRTHS |              | 2<br>DEFUNCIONES<br>DEATHS |              | 3<br>MUERTES<br>INFANTILES<br>INFANT DEATHS |              | 4<br>MUERTE<br>MATERNA<br>MATERNAL DEATH |              | 3<br>MORTINATOS<br>STILLBIRTHS |              | 2<br>MATRIMONIOS<br>MARRIAGES |              |
|------------------------------|------------------------------|------------------------------------------|--------------|----------------------------|--------------|---------------------------------------------|--------------|------------------------------------------|--------------|--------------------------------|--------------|-------------------------------|--------------|
|                              |                              | NUM.<br>NO.                              | TASA<br>RATE | NUM.<br>NO.                | TASA<br>RATE | NUM.<br>NO.                                 | TASA<br>RATE | NUM.<br>NO.                              | TASA<br>RATE | NUM.<br>NO.                    | TASA<br>RATE | NUM.<br>NO.                   | TASA<br>RATE |
|                              |                              | SUB REGIÓN AGUADILLA                     | 235,584      | 3,451                      | 14.6         | 1,768                                       | 7.5          | 41                                       | 11.9         | 1                              | 29.0         | 21                            | 6.0          |
| AGUADA                       | 42,133                       | 600                                      | 14.2         | 267                        | 6.3          | 4                                           | 6.7          | -                                        | -            | -                              | -            | 306                           | 7.3          |
| AGUADILLA                    | 64,826                       | 888                                      | 13.7         | 540                        | 8.3          | 10                                          | 11.3         | -                                        | -            | 10                             | 11.1         | 566                           | 8.7          |
| ISABELA                      | 44,541                       | 683                                      | 15.3         | 371                        | 8.3          | 9                                           | 13.2         | -                                        | -            | -                              | -            | 336                           | 7.5          |
| MOCA                         | 39,784                       | 644                                      | 16.2         | 229                        | 5.8          | 8                                           | 12.4         | -                                        | -            | 11                             | 16.8         | 314                           | 7.9          |
| SAN SEBASTIAN                | 44,300                       | 636                                      | 14.4         | 361                        | 8.1          | 10                                          | 15.7         | 1                                        | 157.2        | -                              | -            | 349                           | 7.9          |
| REGIÓN PONCE                 | 594,678                      | 9,698                                    | 16.3         | 4,523                      | 7.6          | 113                                         | 11.7         | 3                                        | 30.9         | 139                            | 14.1         | 3,788                         | 6.4          |
| AREA DE GUAYAMA              | 114,932                      | 1,907                                    | 16.6         | 874                        | 7.6          | 21                                          | 11.0         | -                                        | -            | 23                             | 11.9         | 775                           | 7.0          |
| ARROYO                       | 19,158                       | 299                                      | 15.6         | 133                        | 6.9          | 6                                           | 20.1         | -                                        | -            | -                              | -            | 108                           | 5.6          |
| GUAYAMA                      | 44,397                       | 751                                      | 16.9         | 321                        | 7.2          | 8                                           | 1.0          | -                                        | -            | 23                             | 2.9          | 358                           | 8.1          |
| PATILLAS                     | 20,196                       | 316                                      | 15.6         | 180                        | 8.9          | 4                                           | 12.7         | -                                        | -            | -                              | -            | 146                           | 7.2          |
| SALINAS                      | 31,181                       | 541                                      | 17.4         | 240                        | 7.7          | 3                                           | 5.5          | -                                        | -            | -                              | -            | 163                           | 5.2          |
| AREA DE PONCE                | 361,426                      | 5,963                                    | 16.5         | 2,750                      | 7.6          | 51                                          | 8.6          | 3                                        | 50.3         | 101                            | 16.7         | 2,276                         | 6.3          |
| ADJUNTAS                     | 19,185                       | 307                                      | 16.0         | 126                        | 6.6          | 3                                           | 9.8          | -                                        | -            | -                              | -            | 125                           | 6.5          |
| COAMO                        | 37,678                       | 607                                      | 16.1         | 297                        | 7.9          | 5                                           | 8.2          | 1                                        | 164.7        | -                              | -            | 209                           | 5.5          |
| JAYUYA                       | 17,355                       | 278                                      | 16.0         | 97                         | 5.6          | 2                                           | 7.2          | -                                        | -            | -                              | -            | 129                           | 7.4          |
| JUANA DIAZ                   | 50,641                       | 852                                      | 16.8         | 357                        | 7.0          | 7                                           | 8.2          | -                                        | -            | -                              | -            | 274                           | 5.4          |
| PONCE                        | 186,881                      | 2,985                                    | 16.0         | 1,526                      | 8.2          | 27                                          | 9.0          | 1                                        | 33.5         | 101                            | 32.7         | 1,293                         | 6.9          |
| SANTA ISABEL                 | 21,712                       | 441                                      | 20.3         | 174                        | 8.0          | 4                                           | 9.1          | 1                                        | 226.8        | -                              | -            | 106                           | 4.9          |
| VILLALBA                     | 27,974                       | 493                                      | 17.6         | 173                        | 6.2          | 3                                           | 6.1          | -                                        | -            | -                              | -            | 140                           | 5.0          |
| AREA DE YAUCO                | 118,320                      | 1,828                                    | 15.4         | 899                        | 7.6          | 41                                          | 22.4         | -                                        | -            | 15                             | 8.1          | 737                           | 6.2          |
| GUÁNICA                      | 21,935                       | 299                                      | 13.6         | 161                        | 7.3          | 5                                           | 16.7         | -                                        | -            | -                              | -            | 120                           | 5.5          |
| GUAYANILLA                   | 23,123                       | 345                                      | 14.9         | 183                        | 7.9          | 4                                           | 11.6         | -                                        | -            | -                              | -            | 169                           | 7.3          |
| PEÑUELAS                     | 26,777                       | 482                                      | 18.0         | 174                        | 6.5          | 10                                          | 20.7         | -                                        | -            | -                              | -            | 131                           | 4.9          |
| YAUCO                        | 46,485                       | 702                                      | 15.1         | 381                        | 8.2          | 22                                          | 31.3         | -                                        | -            | 15                             | 20.9         | 317                           | 6.8          |
| REGIÓN METROPOLITANA         | 874,006                      | 13,190                                   | 15.1         | 6,816                      | 7.8          | 118                                         | 8.9          | 2                                        | 15.2         | 203                            | 15.2         | 6,040                         | 6.9          |
| AREA DE CAROLINA             | 338,412                      | 5,254                                    | 15.5         | 2,143                      | 6.3          | 38                                          | 7.2          | 1                                        | 19.0         | 21                             | 4.0          | 1,998                         | 5.9          |
| CANOVANAS                    | 43,429                       | 782                                      | 18.0         | 303                        | 7.0          | 6                                           | 7.7          | 1                                        | 127.9        | -                              | -            | 313                           | 7.2          |
| CAROLINA                     | 186,482                      | 2,891                                    | 15.5         | 1,288                      | 6.9          | 17                                          | 5.9          | -                                        | -            | 21                             | 7.2          | 1,314                         | 7.0          |
| LOIZA                        | 32,608                       | 461                                      | 14.1         | 165                        | 5.1          | 7                                           | 15.2         | -                                        | -            | -                              | -            | 105                           | 3.2          |
| TRUJILLO ALTO                | 75,893                       | 1,120                                    | 14.8         | 387                        | 5.1          | 8                                           | 7.1          | -                                        | -            | -                              | -            | 266                           | 3.5          |

Tabla 2 - ESTADÍSTICAS DEMOGRÁFICAS POR REGIONES, ÁREAS DE SALUD Y MUNICIPIO  
 Table 2 - DEMOGRAPHIC STATISTICS BY REGIONS, HEALTH AREAS AND MUNICIPALITY  
 PUERTO RICO, 2000

Pag 4 de 4

| MUNICIPIOS<br>MUNICIPALITIES | 1<br>POBLACIÓN<br>POPULATION | 2<br>NACIMIENTOS<br>VIVOS<br>LIVE BIRTHS |              | 2<br>DEFUNCIONES<br>DEATHS |              | 3<br>MUERTES<br>INFANTILES<br>INFANT DEATHS |              | 4<br>MUERTE<br>MATERNA<br>MATERNAL DEATH |              | 3<br>MORTINATOS<br>STILLBIRTHS |              | 2<br>MATRIMONIOS<br>MARRIAGES |              |
|------------------------------|------------------------------|------------------------------------------|--------------|----------------------------|--------------|---------------------------------------------|--------------|------------------------------------------|--------------|--------------------------------|--------------|-------------------------------|--------------|
|                              |                              | NUM.<br>NO.                              | TASA<br>RATE | NUM.<br>NO.                | TASA<br>RATE | NUM.<br>NO.                                 | TASA<br>RATE | NUM.<br>NO.                              | TASA<br>RATE | NUM.<br>NO.                    | TASA<br>RATE | NUM.<br>NO.                   | TASA<br>RATE |
|                              |                              | ÁREA DE SAN JUAN                         | 535,594      | 7,936                      | 14.8         | 4,673                                       | 8.7          | 80                                       | 10.1         | 1                              | 12.6         | 182                           | 22.4         |
| GUAYNABO                     | 100,271                      | 1,469                                    | 14.7         | 717                        | 7.2          | 16                                          | 10.9         | 1                                        | 68.1         | -                              | -            | 598                           | 6.0          |
| SAN JUAN                     | 435,323                      | 6,467                                    | 14.9         | 3,956                      | 9.1          | 64                                          | 9.9          | -                                        | -            | 182                            | 27.4         | 3,444                         | 7.9          |
| SUB REGIÓN FAJARDO           | 142,178                      | 2,223                                    | 15.6         | 994                        | 7            | 14                                          | 6.3          | -                                        | -            | 13                             | 5.8          | 1,151                         | 8.1          |
| CEIBA                        | 18,043                       | 293                                      | 16.2         | 109                        | 6            | 1                                           | 3.4          | -                                        | -            | -                              | -            | 146                           | 8.1          |
| CULEBRA                      | 1,872                        | 25                                       | 13.4         | 12                         | 6.4          | -                                           | -            | -                                        | -            | -                              | -            | 12                            | 6.4          |
| FAJARDO                      | 40,801                       | 655                                      | 16.1         | 324                        | 7.9          | 3                                           | 4.6          | -                                        | -            | 13                             | 19.5         | 406                           | 10.0         |
| LUQUILLO                     | 19,860                       | 297                                      | 15           | 140                        | 7            | 2                                           | 6.7          | -                                        | -            | -                              | -            | 160                           | 8.1          |
| RÍO GRANDE                   | 52,476                       | 825                                      | 15.7         | 337                        | 6.4          | 6                                           | 7.3          | -                                        | -            | -                              | -            | 358                           | 6.8          |
| VIEQUES                      | 9,126                        | 128                                      | 14           | 72                         | 7.9          | 2                                           | 15.6         | -                                        | -            | -                              | -            | 69                            | 7.6          |
| P R NO ESPECIFICADO          |                              | -                                        | -            | -                          | -            | -                                           | -            | -                                        | -            | -                              | -            | -                             | -            |
| DESCONOCIDO                  |                              | -                                        | -            | 56                         | -            | 2                                           | -            | -                                        | -            | -                              | -            | -                             | -            |
| OTROS PAISES                 |                              | -                                        | -            | 185                        | -            | 14                                          | -            | -                                        | -            | -                              | -            | -                             | -            |

(1) POBLACIÓN AL 1RO. DE JULIO 2000 - POPULATION AS OF JULY 1ST. 2000.

NACIMIENTOS, DEFUNCIONES, MUERTES INFANTILES Y MORTINATOS POR MUNICIPIO DE RESIDENCIA - LIVE BIRTHS, DEATHS, INFANT DEATHS, STILLBIRTHS BY MUNICIPALITY OF RESIDENCE.

MATRIMONIOS POR MUNICIPIO DE OCURRENCIA - MARRIAGES BY MUNICIPALITY OF OCCURRENCE.

(2) TASAS POR 1,000 HABITANTES - RATES PER 1,000 POPULATION.

(3) TASAS POR 1,000 NACIDOS VIVOS - RATES PER 1,000 LIVE BIRTHS.

(4) TASAS POR 100,000 NACIDOS VIVOS - RATES PER 100,000 LIVE BIRTHS.

FUENTE: DEPARTAMENTO DE SALUD, SAPEESI, DIVISIÓN DE ESTADÍSTICAS, SAN JUAN, PUERTO RICO

SOURCE: DEPARTMENT OF HEALTH, ASPESIS, DIVISION OF STATISTICS, SAN JUAN, PUERTO RICO

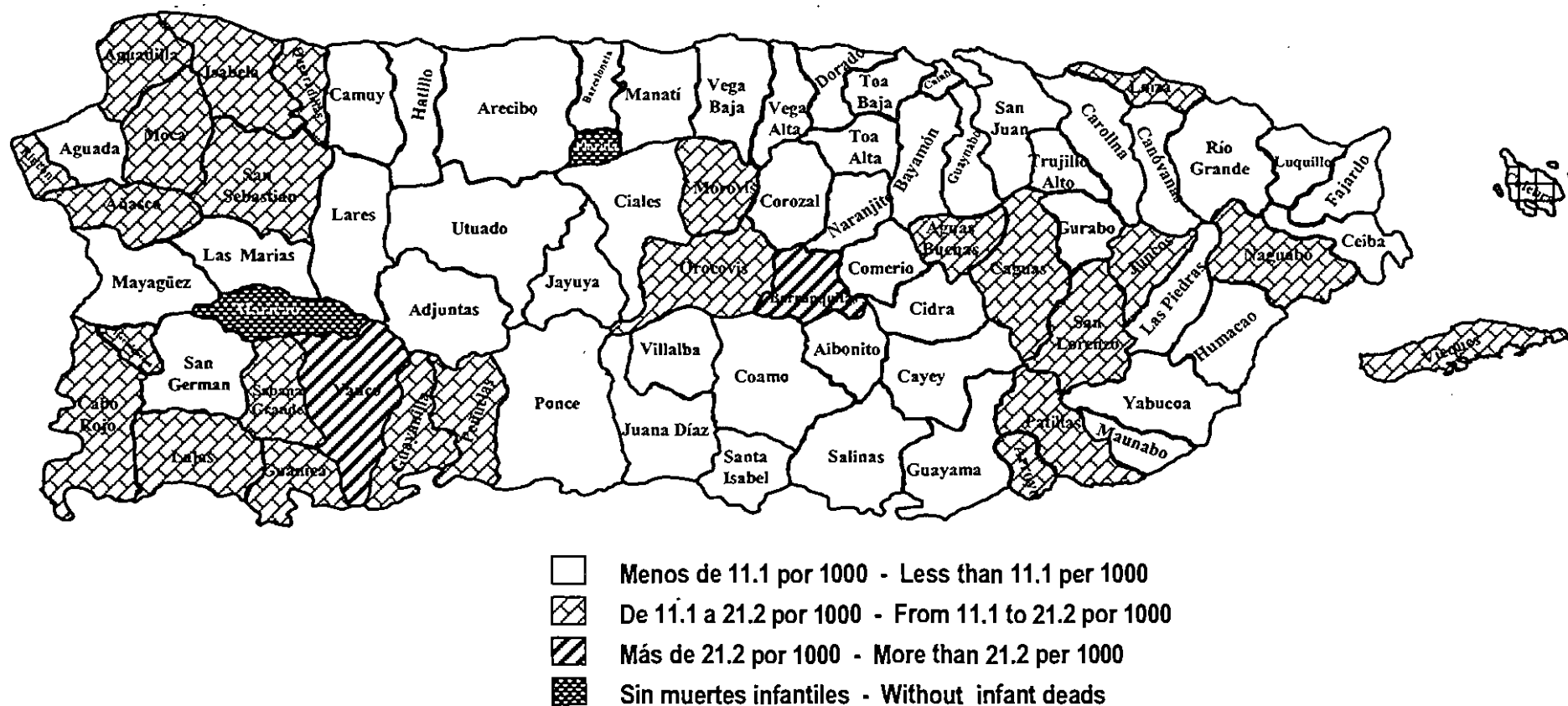




### Mapa 3 - TASAS\* DE MORTALIDAD INFANTIL POR MUNICIPIOS

### Map 3 - INFANT MORTALITY RATES BY MUNICIPALITIES

### PUERTO RICO, 2000



\* TASAS POR 1,000 HABITANTES - RATES PER 1,000 POPULATION

FUENTE: DEPARTAMENTO DE SALUD, SAPEESI, DIVISI3N DE ESTADÍSTICAS, SAN JUAN, PUERTO RICO  
 SOURCE: DEPARTMENT OF HEALTH, ASPESIS, DIVISION OF STATISTICS, SAN JUAN, PUERTO RICO





**Población**

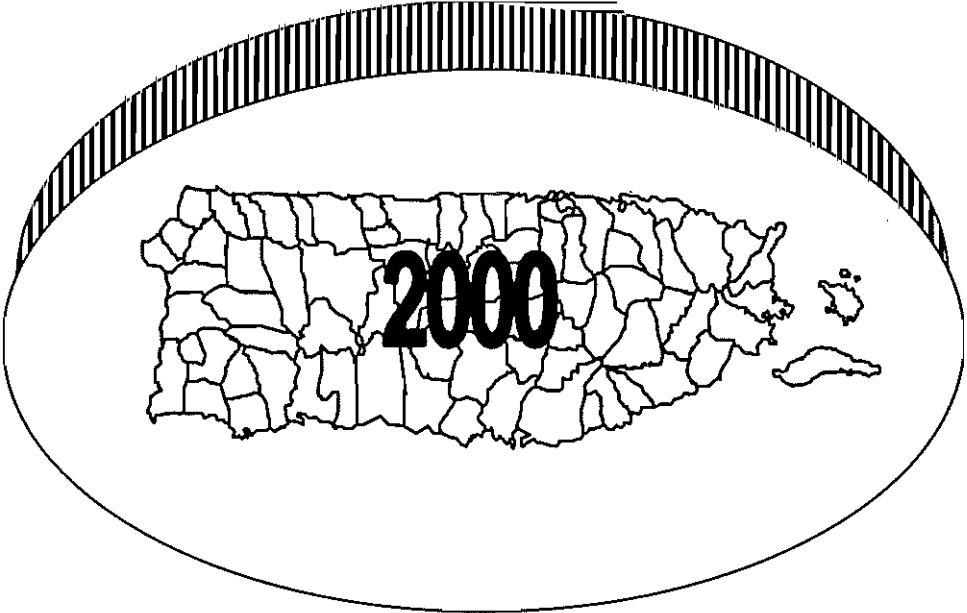




Tabla 3 - POBLACIÓN POR SEXO Y GRUPOS DE EDAD  
 Table 3 - POPULATION BY SEX AND AGE GROUPS  
 PUERTO RICO, 2000

| EDAD         | HOMBRES          |             | MUJERES          |             | AMBOS SEXOS      |              |
|--------------|------------------|-------------|------------------|-------------|------------------|--------------|
|              | NÚMERO           | % DEL TOTAL | NÚMERO           | % DEL TOTAL | NÚMERO           | % DEL TOTAL  |
| 0 - 4        | 151,226          | 4.0         | 144,014          | 3.8         | 295,240          | 7.7          |
| 0            | 29,271           | 0.8         | 27,960           | 0.7         | 57,231           | 1.5          |
| 1            | 29,885           | 0.8         | 28,484           | 0.7         | 58,369           | 1.5          |
| 2            | 30,365           | 0.8         | 28,899           | 0.8         | 59,264           | 1.6          |
| 3            | 30,725           | 0.8         | 29,218           | 0.8         | 59,943           | 1.6          |
| 4            | 30,980           | 0.8         | 29,453           | 0.8         | 60,433           | 1.6          |
| 5 - 9        | 156,129          | 4.1         | 148,757          | 3.9         | 304,886          | 8.0          |
| 10 - 14      | 155,589          | 4.1         | 149,414          | 3.9         | 305,003          | 8.0          |
| 15 - 19      | 159,155          | 4.2         | 153,958          | 4.0         | 313,113          | 8.2          |
| 20 - 24      | 149,642          | 3.9         | 151,906          | 4.0         | 301,548          | 7.9          |
| 25 - 29      | 133,119          | 3.5         | 138,414          | 3.6         | 271,533          | 7.1          |
| 30 - 34      | 126,342          | 3.3         | 136,701          | 3.6         | 263,043          | 6.9          |
| 35 - 39      | 124,791          | 3.3         | 140,806          | 3.7         | 265,597          | 7.0          |
| 40 - 44      | 116,564          | 3.1         | 134,902          | 3.5         | 251,466          | 6.6          |
| 45 - 49      | 108,178          | 2.8         | 126,012          | 3.3         | 234,190          | 6.1          |
| 50 - 54      | 106,977          | 2.8         | 124,959          | 3.3         | 231,936          | 6.1          |
| 55 - 59      | 87,746           | 2.3         | 102,520          | 2.7         | 190,266          | 5.0          |
| 60 - 64      | 74,739           | 2.0         | 86,834           | 2.3         | 161,573          | 4.2          |
| 65 - 69      | 61,214           | 1.6         | 73,654           | 1.9         | 134,868          | 3.5          |
| 70 - 74      | 47,654           | 1.2         | 59,571           | 1.6         | 107,225          | 2.8          |
| 75 - 79      | 36,115           | 0.9         | 47,388           | 1.2         | 83,503           | 2.2          |
| 80 - 84      | 22,848           | 0.6         | 30,977           | 0.8         | 53,825           | 1.4          |
| 85 y +       | 19,193           | 0.5         | 28,893           | 0.8         | 48,086           | 1.3          |
| <b>Total</b> | <b>1,837,221</b> | <b>48.1</b> | <b>1,979,680</b> | <b>51.9</b> | <b>3,816,901</b> | <b>100.0</b> |

Fuente: Junta de Planificación, Área de Planificación Económica y Social,  
 Oficina del Censo.

Censo 2000 3,816,901

1,837,221

1,979,680

3,816,901

Tabla 4 - CAMBIO POBLACIONAL POR REGIONES, ÁREAS DE SALUD Y MUNICIPIOS  
 Table 4 - POPULATION CHANGE BY REGIONS, HEALTH AREAS AND MUNICIPALITY  
 PUERTO RICO, 2000 Y 1990

| MUNICIPIOS<br>MUNICIPALITIES | 2000             | 1990             | CAMBIO POBLACIONAL<br>POPULATION CHANGE | % CAMBIO<br>% CHANGE |
|------------------------------|------------------|------------------|-----------------------------------------|----------------------|
| <b>TOTAL</b>                 | <b>3,816,901</b> | <b>3,527,796</b> | <b>289,105</b>                          | <b>8.2</b>           |
| REGIÓN ARECIBO               | 462,306          | 408,788          | 53,518                                  | 13.1                 |
| ÁREA DE ARECIBO              | 270,085          | 240,817          | 29,268                                  | 12.2                 |
| ARECIBO                      | 100,348          | 93,538           | 6,810                                   | 7.3                  |
| CAMUY                        | 35,320           | 28,964           | 6,356                                   | 21.9                 |
| HATILLO                      | 39,009           | 32,756           | 6,253                                   | 19.1                 |
| LARES                        | 34,490           | 29,062           | 5,428                                   | 18.7                 |
| QUEBRADILLAS                 | 25,505           | 21,460           | 4,045                                   | 18.8                 |
| UTUADO                       | 35,413           | 35,037           | 376                                     | 1.1                  |
| ÁREA DE MANATÍ               | 192,221          | 167,971          | 24,250                                  | 14.4                 |
| BARCELONETA                  | 22,371           | 20,981           | 1,390                                   | 6.6                  |
| CIALES                       | 19,854           | 18,114           | 1,740                                   | 9.6                  |
| FLORIDA                      | 12,394           | 8,703            | 3,691                                   | 42.4                 |
| MANATÍ                       | 45,508           | 38,755           | 6,753                                   | 17.4                 |
| MOROVIS                      | 30,030           | 25,329           | 4,701                                   | 18.6                 |
| VEGA BAJA                    | 62,064           | 56,089           | 5,975                                   | 10.7                 |
| REGIÓN BAYAMÓN               | 624,744          | 582,711          | 42,033                                  | 7.2                  |
| ÁREA BARRANQUITAS            | 139,634          | 128,247          | 11,387                                  | 8.9                  |
| BARRANQUITAS                 | 28,972           | 25,647           | 3,325                                   | 13.0                 |
| COMERÍO                      | 20,046           | 20,298           | -252                                    | -1.2                 |
| COROZAL                      | 36,947           | 33,149           | 3,798                                   | 11.5                 |
| NARANJITO                    | 29,773           | 27,960           | 1,813                                   | 6.5                  |
| ORCOVIS                      | 23,896           | 21,193           | 2,703                                   | 12.8                 |
| ÁREA DE BAYAMÓN              | 326,593          | 299,411          | 27,182                                  | 9.1                  |
| BAYAMÓN                      | 224,532          | 220,622          | 3,910                                   | 1.8                  |
| TOA ALTA                     | 64,068           | 44,173           | 19,895                                  | 45.0                 |
| VEGA ALTA                    | 37,993           | 34,616           | 3,377                                   | 9.8                  |
| ÁREA DE CATANO               | 158,517          | 155,053          | 3,464                                   | 2.2                  |
| CATANO                       | 30,136           | 34,644           | -4,508                                  | -13.0                |
| DORADO                       | 34,091           | 30,809           | 3,282                                   | 10.7                 |
| TOA BAJA                     | 94,290           | 89,600           | 4,690                                   | 5.2                  |
| REGIÓN DE CAGUAS             | 570,840          | 515,899          | 54,941                                  | 10.6                 |
| ÁREA DE CAGUAS               | 284,343          | 253,797          | 30,546                                  | 12.0                 |
| AGUAS BUENAS                 | 29,095           | 25,466           | 3,629                                   | 14.3                 |
| CAGUAS                       | 140,808          | 133,665          | 7,143                                   | 5.3                  |
| GURABO                       | 36,823           | 28,784           | 8,039                                   | 27.9                 |
| JUNCOS                       | 36,531           | 30,662           | 5,869                                   | 19.1                 |
| SAN LORENZO                  | 41,086           | 35,220           | 5,866                                   | 16.7                 |
| ÁREA DE CAYEY                | 116,870          | 107,300          | 9,570                                   | 8.9                  |
| AIBONITO                     | 26,551           | 25,012           | 1,539                                   | 6.2                  |
| CAYEY                        | 47,473           | 46,629           | 844                                     | 1.8                  |
| CIDRA                        | 42,846           | 35,659           | 7,187                                   | 20.2                 |
| ÁREA DE HUMACAO              | 169,627          | 154,802          | 14,825                                  | 9.6                  |
| HUMACAO                      | 59,164           | 55,293           | 3,871                                   | 7.0                  |
| LAS PIEDRAS                  | 34,560           | 27,942           | 6,618                                   | 23.7                 |
| MAUNABO                      | 12,768           | 12,367           | 401                                     | 3.2                  |
| NAGUABO                      | 23,804           | 22,657           | 1,147                                   | 5.1                  |
| YABUCOA                      | 39,331           | 36,543           | 2,788                                   | 7.6                  |
| REGIÓN MAYAGÜEZ              | 312,565          | 288,609          | 23,956                                  | 8.3                  |
| ÁREA DE MAYAGÜEZ             | 223,069          | 207,401          | 15,668                                  | 7.6                  |
| ANASCO                       | 28,409           | 25,275           | 3,134                                   | 12.4                 |
| CABO ROJO                    | 47,013           | 38,584           | 8,429                                   | 21.8                 |
| HORMIGUEROS                  | 16,651           | 15,237           | 1,414                                   | 9.3                  |
| LAS MARIAS                   | 11,085           | 9,321            | 1,764                                   | 18.9                 |
| MARICAO                      | 6,463            | 6,216            | 247                                     | 4.0                  |

Tabla 4 - CAMBIO POBLACIONAL POR REGIONES, ÁREAS DE SALUD Y MUNICIPIOS  
 Table 4 - POPULATION CHANGE BY REGIONS, HEALTH AREAS AND MUNICIPALITY  
 PUERTO RICO, 2000 Y 1990

| MUNICIPIOS<br>MUNICIPALITIES | 2000    | 1990    | CAMBIO POBLACIONAL<br>POPULATION CHANGE | % CAMBIO<br>% CHANGE |
|------------------------------|---------|---------|-----------------------------------------|----------------------|
| MAYAGÜEZ                     | 98,649  | 100,535 | -1,886                                  | -1.9                 |
| RINCÓN                       | 14,799  | 12,233  | 2,566                                   | 21.0                 |
| ÁREA DE SAN GERMÁN           | 89,496  | 81,208  | 8,288                                   | 10.2                 |
| LAJAS                        | 26,318  | 23,309  | 3,009                                   | 12.9                 |
| SABANA GRANDE                | 25,992  | 22,880  | 3,112                                   | 13.6                 |
| SAN GERMÁN                   | 37,186  | 35,019  | 2,167                                   | 6.2                  |
| SUB REGIÓN AGUADILLA         | 235,584 | 206,455 | 29,129                                  | 14.1                 |
| AGUADA                       | 42,133  | 35,970  | 6,163                                   | 17.1                 |
| AGUADILLA                    | 64,826  | 59,432  | 5,394                                   | 9.1                  |
| ISABELA                      | 44,541  | 39,211  | 5,330                                   | 13.6                 |
| MOCA                         | 39,784  | 32,980  | 6,804                                   | 20.6                 |
| SAN SEBASTIAN                | 44,300  | 38,862  | 5,438                                   | 14.0                 |
| REGIÓN PONCE                 | 594,678 | 560,158 | 34,520                                  | 6.2                  |
| ÁREA DE GUAYAMA              | 114,932 | 108,643 | 6,289                                   | 5.8                  |
| ARROYO                       | 19,158  | 18,941  | 217                                     | 1.1                  |
| GUAYAMA                      | 44,397  | 41,656  | 2,741                                   | 6.6                  |
| PATILLAS                     | 20,196  | 19,665  | 531                                     | 2.7                  |
| SALINAS                      | 31,181  | 28,381  | 2,800                                   | 9.9                  |
| ÁREA DE PONCE                | 361,426 | 345,203 | 16,223                                  | 4.7                  |
| ADJUNTAS                     | 19,185  | 19,483  | -298                                    | -1.5                 |
| COAMO                        | 37,678  | 33,892  | 3,786                                   | 11.2                 |
| JAYUYA                       | 17,355  | 15,552  | 1,803                                   | 11.6                 |
| JUANA DIAZ                   | 50,641  | 45,272  | 5,369                                   | 11.9                 |
| PONCE                        | 186,881 | 188,056 | -1,175                                  | -0.6                 |
| SANTA ISABEL                 | 21,712  | 19,350  | 2,362                                   | 12.2                 |
| VILLALBA                     | 27,974  | 23,598  | 4,376                                   | 18.5                 |
| ÁREA DE YAUCO                | 118,320 | 106,312 | 12,008                                  | 11.3                 |
| GUANICA                      | 21,935  | 20,017  | 1,918                                   | 9.6                  |
| GUAYANILLA                   | 23,123  | 21,616  | 1,507                                   | 7.0                  |
| PEÑUELAS                     | 26,777  | 22,552  | 4,225                                   | 18.7                 |
| YAUCO                        | 46,485  | 42,127  | 4,358                                   | 10.3                 |
| REGIÓN METROPOLITANA         | 874,006 | 837,047 | 36,959                                  | 4.4                  |
| ÁREA DE CAROLINA             | 338,412 | 305,548 | 32,864                                  | 10.8                 |
| CANÓVANAS                    | 43,429  | 36,876  | 6,553                                   | 17.8                 |
| CAROLINA                     | 186,482 | 178,097 | 8,385                                   | 4.7                  |
| LOÍZA                        | 32,608  | 29,355  | 3,253                                   | 11.1                 |
| TRUJILLO ALTO                | 75,893  | 61,220  | 14,673                                  | 24.0                 |
| ÁREA DE SAN JUAN             | 535,594 | 531,499 | 4,095                                   | 0.8                  |
| GUAYNABO                     | 100,271 | 93,038  | 7,233                                   | 7.8                  |
| SAN JUAN                     | 435,323 | 438,461 | -3,138                                  | -0.7                 |
| SUB REGIÓN FAJARDO           | 142,178 | 128,129 | 14,049                                  | 11.0                 |
| CEIBA                        | 18,043  | 17,173  | 870                                     | 5.1                  |
| CULEBRA                      | 1,872   | 1,545   | 327                                     | 21.2                 |
| FAJARDO                      | 40,801  | 36,942  | 3,859                                   | 10.4                 |
| LUQUILLO                     | 19,860  | 18,130  | 1,730                                   | 9.5                  |
| RÍO GRANDE                   | 52,476  | 45,723  | 6,753                                   | 14.8                 |
| VIEQUES                      | 9,126   | 8,616   | 510                                     | 5.9                  |

DATOS DEL CENSO PARA 1990

FUENTE: DEPARTAMENTO DE SALUD, SAPEESI, DIVISIÓN DE ESTADÍSTICAS, SAN JUAN, PUERTO RICO

SOURCE: DEPARTMENT OF HEALTH, ASPESIS, DIVISION OF STATISTICS, SAN JUAN, PUERTO RICO

Tabla 5 - ESTIMADO DE POBLACIÓN POR REGIONES, ÁREAS DE SALUD Y MUNICIPIOS  
 Table 5 - POPULATION ESTIMATE BY REGIONS, HEALTH AREAS AND MUNICIPALITIES  
 PUERTO RICO, 2000

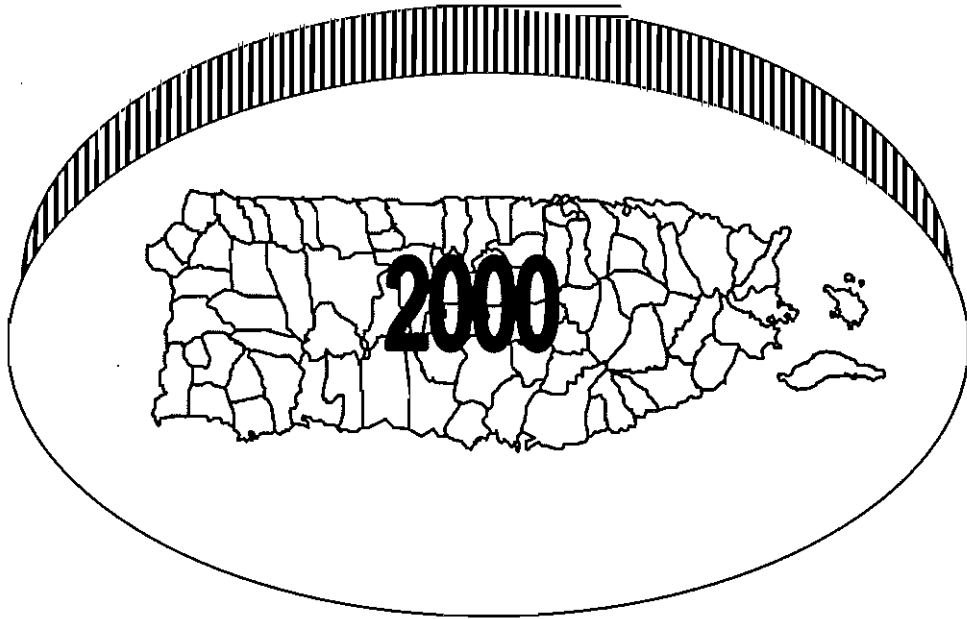
| REGIONES DE SALUD<br>REGIONS OF HEALTH | POBLACION<br>POPULATION | REGIONES DE SALUD<br>REGIONS OF HEALTH | POBLACION<br>POPULATION | REGIONES DE SALUD<br>REGIONS OF HEALTH | POBLACION<br>POPULATION | REGIONES DE SALUD<br>REGIONS OF HEALTH | POBLACION<br>POPULATION |
|----------------------------------------|-------------------------|----------------------------------------|-------------------------|----------------------------------------|-------------------------|----------------------------------------|-------------------------|
| <b>REGIÓN ARECIBO</b>                  | <b>462,306</b>          | <b>REGIÓN DE CAGUAS</b>                | <b>570,840</b>          | <b>SUB REGIÓN AGUADILLA</b>            | <b>235,584</b>          | <b>REGION METROPOLITANA</b>            | <b>874,006</b>          |
| ÁREA DE ARECIBO                        | 270,085                 | ÁREA DE CAGUAS                         | 284,343                 | AGUADA                                 | 42,133                  | ÁREA DE CAROLINA                       | 338,412                 |
| ARECIBO                                | 100,348                 | AGUAS BUENAS                           | 29,095                  | AGUADILLA                              | 64,826                  | CANÓVANAS                              | 43,429                  |
| CAMUY                                  | 35,320                  | CAGUAS                                 | 140,808                 | ISABELA                                | 44,541                  | CAROLINA                               | 186,482                 |
| HATILLO                                | 39,009                  | GURABO                                 | 36,823                  | MOCA                                   | 39,784                  | LOIZA                                  | 32,608                  |
| LARES                                  | 34,490                  | JUNCOS                                 | 36,531                  | SAN SEBASTIAN                          | 44,300                  | TRUJILLO ALTO                          | 75,893                  |
| QUEBRADILLAS                           | 25,505                  | SAN LORENZO                            | 41,086                  | <b>REGIÓN PONCE</b>                    | <b>594,678</b>          | ÁREA DE SAN JUAN                       | 535,594                 |
| UTUADO                                 | 35,413                  | ÁREA DE CAYEY                          | 116,870                 | ÁREA DE GUAYAMA                        | 114,932                 | GUAYNABO                               | 100,271                 |
| ÁREA DE MANATÍ                         | 192,221                 | AIBONITO                               | 26,551                  | ARROYO                                 | 19,158                  | SAN JUAN                               | 435,323                 |
| BARCELONETA                            | 22,371                  | CAYEY                                  | 47,473                  | GUAYAMA                                | 44,397                  | <b>SUB REGIÓN FAJARDO</b>              | <b>142,178</b>          |
| CIALES                                 | 19,854                  | CIDRA                                  | 42,846                  | PATILLAS                               | 20,196                  | CEIBA                                  | 18,043                  |
| FLORIDA                                | 12,394                  | ÁREA DE HUMAÑO                         | 169,627                 | SALINAS                                | 31,181                  | CULEBRA                                | 1,872                   |
| MANATÍ                                 | 45,508                  | HUMAÑO                                 | 59,164                  | ÁREA DE PONCE                          | 361,426                 | FAJARDO                                | 40,801                  |
| MOROVIS                                | 30,030                  | LAS PIEDRAS                            | 34,560                  | ADJUNTAS                               | 19,185                  | LUQUILLO                               | 19,860                  |
| VEGA BAJA                              | 62,064                  | MAUNABO                                | 12,768                  | COAMO                                  | 37,678                  | RÍO GRANDE                             | 52,476                  |
| <b>REGIÓN BAYAMÓN</b>                  | <b>624,744</b>          | NAGUABO                                | 23,804                  | JAYUYA                                 | 17,355                  | VIEQUES                                | 9,126                   |
| ÁREA BARRANQUITAS                      | 139,634                 | YABUCOA                                | 39,331                  | JUANA DÍAZ                             | 50,641                  |                                        |                         |
| BARRANQUITAS                           | 28,972                  | <b>REGIÓN MAYAGÜEZ</b>                 | <b>312,565</b>          | PONCE                                  | 186,881                 |                                        |                         |
| COMERIO                                | 20,046                  | ÁREA DE MAYAGÜEZ                       | 223,069                 | SANTA ISABEL                           | 21,712                  |                                        |                         |
| COROZAL                                | 36,947                  | ANASCO                                 | 28,409                  | VILLALBA                               | 27,974                  |                                        |                         |
| NARANJITO                              | 29,773                  | CABO ROJO                              | 47,013                  | ÁREA DE YAUCO                          | 118,320                 |                                        |                         |
| OROCOVIS                               | 23,896                  | HORMIGUEROS                            | 16,651                  | GUANICA                                | 21,935                  |                                        |                         |
| ÁREA DE BAYAMÓN                        | 326,593                 | LAS MARIAS                             | 11,085                  | GUAYANILLA                             | 23,123                  |                                        |                         |
| BAYAMÓN                                | 224,532                 | MARICAO                                | 6,463                   | PENUELAS                               | 26,777                  |                                        |                         |
| TOA ALTA                               | 64,068                  | MAYAGÜEZ                               | 98,649                  | YAUCO                                  | 46,485                  |                                        |                         |
| VEGA ALTA                              | 37,993                  | RINCÓN                                 | 14,799                  |                                        |                         |                                        |                         |
| ÁREA DE CATANO                         | 158,517                 | ÁREA DE SAN GERMAN                     | 89,496                  |                                        |                         |                                        |                         |
| CATANO                                 | 30,136                  | LAJAS                                  | 26,318                  |                                        |                         |                                        |                         |
| DORADO                                 | 34,091                  | SABANA GRANDE                          | 25,992                  |                                        |                         |                                        |                         |
| TOA BAJA                               | 94,290                  | SAN GERMAN                             | 37,186                  |                                        |                         |                                        |                         |

FUENTE: JUNTA DE PLANIFICACIÓN, ÁREA DE PLANIFICACIÓN ECONÓMICA Y SOCIAL, OFICINA DEL CENSO.

DEPARTAMENTO DE SALUD, SAPEESI, DIVISIÓN DE ESTADÍSTICAS, SAN JUAN, PUERTO RICO

SOURCE: DEPARTMENT OF HEALTH, ASPESIS, DIVISION OF STATISTICS, SAN JUAN, PUERTO RICO

**Nacimientos  
Vivos**







**NOMBRES MÁS FRECUENTES REGISTRADOS EN CERTIFICADOS DE NACIMIENTO  
 MOST FREQUENTLY APPEARING NAMES ON BIRTH CERTIFICATES  
 PUERTO RICO, 2000**

| NIÑAS - GIRLS  |                         | NIÑOS - BOYS   |                         |
|----------------|-------------------------|----------------|-------------------------|
| NOMBRE<br>NAME | FRECUENCIA<br>FREQUENCY | NOMBRE<br>NAME | FRECUENCIA<br>FREQUENCY |
| Paola          | 769                     | Luis           | 1,376                   |
| Alondra        | 553                     | José           | 1,256                   |
| Gabriela       | 461                     | Ángel          | 809                     |
| Génesis        | 405                     | Kevin          | 764                     |
| Andrea         | 354                     | Carlos         | 739                     |
| Nicole         | 335                     | Bryan          | 468                     |
| Adriana        | 316                     | Christian      | 459                     |
| Valeria        | 275                     | Juan           | 447                     |
| Stephanie      | 257                     | Michael        | 416                     |
| Natalia        | 254                     | Christopher    | 323                     |
|                |                         | Jonathan       | 323                     |

FUENTE: DEPARTAMENTO DE SALUD, SAPEESI, DIVISIÓN DE ESTADÍSTICAS, SAN JUAN, PUERTO RICO.

SOURCE: DEPARTMENT OF HEALTH, ASPESIS, DIVISION OF STATISTICS, SAN JUAN, PUERTO RICO.

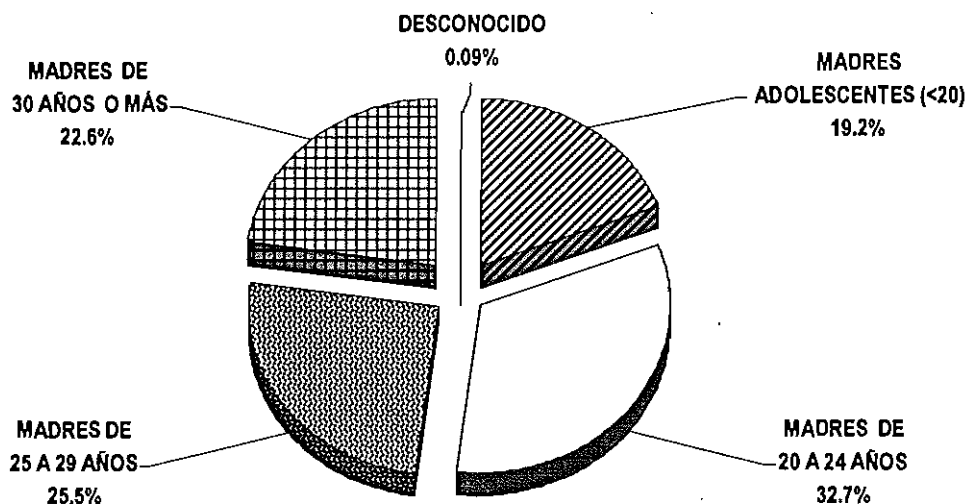
Tabla 6 - PERFIL DE LOS NACIMIENTOS POR TIPO DE HOSPITAL  
 Table 6 - PROFILE OF LIVE BIRTHS BY TYPE OF HOSPITAL  
 PUERTO RICO, 2000

| CARACTERÍSTICAS SOBRESALIENTES<br>IMPORTANT CHARACTERISTICS               | TIPO DE HOSPITAL - TYPE OF MEDICAL FACILITY |            |         |            |         |            |               |            |
|---------------------------------------------------------------------------|---------------------------------------------|------------|---------|------------|---------|------------|---------------|------------|
|                                                                           | TOTAL                                       |            | PÚBLICO |            | PRIVADO |            | OTROS LUGARES |            |
|                                                                           | Número                                      | Por ciento | Número  | Por ciento | Número  | Por ciento | Número        | Por ciento |
| TOTAL DE NACIMIENTOS OCURRIDOS<br>TOTAL BIRTHS                            | 59,460                                      | 100        | 17,031  | 28.64      | 42,333  | 71.2       | 96            | 0.16       |
| <b>EDAD DE LA MADRE - MOTHER'S AGE</b>                                    |                                             |            |         |            |         |            |               |            |
| MADRES ADOLESCENTES (<20)<br>TEENAGE MOTHERS                              | 11,390                                      | 19.16      | 4,533   | 39.8       | 6,838   | 60.04      | 19            | 0.17       |
| MADRES MENORES DE 25 AÑOS<br>MOTHERS < 25                                 | 19,423                                      | 32.67      | 6,103   | 31.42      | 13,296  | 68.45      | 24            | 0.12       |
| MADRES DE 25 A 29 AÑOS<br>MOTHERS FROM 25 TO 29                           | 15,152                                      | 25.48      | 3,440   | 22.7       | 11,688  | 77.14      | 24            | 0.18       |
| MADRES DE 30 AÑOS O MÁS<br>MOTHERS > 30                                   | 13,441                                      | 22.61      | 2,925   | 21.76      | 10,488  | 78.03      | 28            | 0.21       |
| DESCONOCIDO<br>UNSPECIFIED                                                | 54                                          | 0.09       | 30      | 55.56      | 23      | 42.59      | 1             | 1.85       |
| NACIMIENTOS BAJO PESO<br>LOW BIRTH WEIGHT BABIES                          | 6,423                                       | 10.8       | 2,485   | 38.69      | 3,914   | 60.94      | 24            | 0.37       |
| <b>TRIMESTRE COMENZO CUIDADO PRENATAL - TRIMESTER PRENATAL CARE BEGAN</b> |                                             |            |         |            |         |            |               |            |
| 1ER TRIMESTRE - 1ST TRIMESTER                                             | 46,238                                      | 77.76      | 11,908  | 25.75      | 34,288  | 74.16      | 42            | 0.09       |
| 2DO TRIMESTRE - 2NO TRIMESTER                                             | 11,001                                      | 18.5       | 4,081   | 37.1       | 6,902   | 62.74      | 18            | 0.16       |
| 3ER TRIMESTRE - 3RD TRIMESTER                                             | 1,453                                       | 2.44       | 580     | 39.92      | 870     | 59.88      | 3             | 0.21       |
| NAC. SIN CUIDADO PRENATAL<br>NO PRENATAL CARE                             | 556                                         | 0.94       | 422     | 75.9       | 115     | 20.68      | 19            | 3.42       |
| DESCONOCIDO - UNSPECIFIED                                                 | 212                                         | 0.36       | 40      | 18.87      | 158     | 74.53      | 14            | 6.6        |
| <b>ESCOLARIDAD DE LA MADRE - MOTHER'S EDUCATION</b>                       |                                             |            |         |            |         |            |               |            |
| MENOS DE 12 AÑOS DE ESCUELA<br>LESS THAN 12 YEARS                         | 15,298                                      | 25.73      | 6,840   | 44.71      | 8,416   | 55.01      | 42            | 0.27       |
| 12 AÑOS DE ESCUELA<br>12 YEARS                                            | 17,640                                      | 29.67      | 5,602   | 31.76      | 12,011  | 68.09      | 27            | 0.15       |
| 13 A 15 AÑOS DE ESCUELA<br>13 TO 15 YEARS                                 | 13,959                                      | 23.48      | 3,114   | 22.31      | 10,835  | 77.62      | 10            | 0.07       |
| 16 AÑOS DE ESCUELA O MÁS<br>16 YEARS OR MORE                              | 12,383                                      | 20.83      | 1,395   | 11.27      | 10,974  | 88.62      | 14            | 0.11       |
| DESCONOCIDO<br>UNSPECIFIED                                                | 180                                         | 0.3        | 80      | 44.44      | 97      | 53.89      | 3             | 1.67       |
| NACIMIENTOS A MADRES SOLTERAS<br>BIRTHS TO UNMARRIED MOTHERS              | 29,573                                      | 49.74      | 10,661  | 36.05      | 18,836  | 63.69      | 76            | 0.26       |

FUENTE: DEPARTAMENTO DE SALUD, SAPEESI, DIVISIÓN DE ESTADÍSTICAS, SAN JUAN, PR.


SOURCE: DEPARTMENT OF HEALTH, ASPESES, DIVISION OF STATISTICS, SAN JUAN, PR.

Gráfica 1 - NACIMIENTOS VIVOS POR EDAD DE LA MADRE  
 Chart 1 - LIVE BIRTH BY MOTHERS AGE  
 PUERTO RICO, 2000



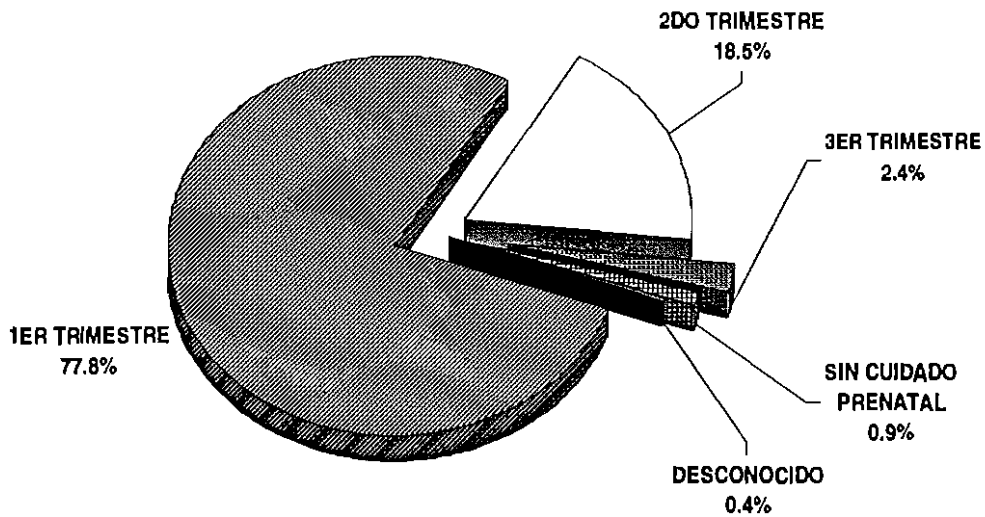
FUENTE: DEPARTAMENTO DE SALUD, SAPEESI, DIVISION DE ESTADISTICAS, SAN JUAN, PUERTO RICO  
 SOURCE: DEPARTMENT OF HEALTH, ASPESS, DIVISION OF STATISTICS, SAN JUAN, PUERTO RICO

Gráfica 2 - NACIMIENTOS VIVOS POR TIPO DE HOSPITAL  
 Chart 2 - LIVE BIRTH BY TYPE OF HOSPITAL  
 PUERTO RICO, 2000



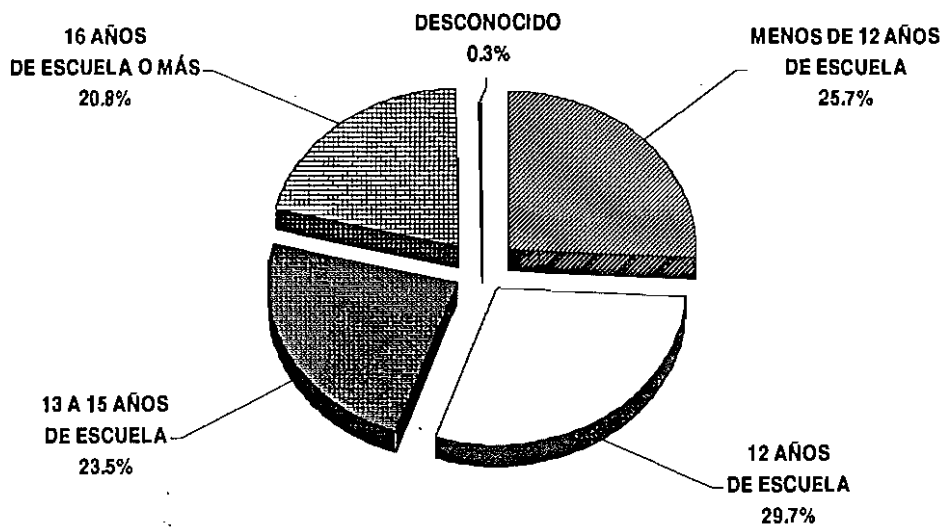
FUENTE: DEPARTAMENTO DE SALUD, SAPEESI, DIVISION DE ESTADISTICAS, SAN JUAN, PUERTO RICO  
 SOURCE: DEPARTMENT OF HEALTH, ASPESS, DIVISION OF STATISTICS, SAN JUAN, PUERTO RICO

**Gráfica 3 - NACIMIENTOS VIVOS POR TRIMESTRE EN QUE COMENZO CUIDADO PRENATAL**  
**Chart 3 - LIVE BIRTH BY TRIMESTER ON WHICH STARTED PRENATAL CARE**  
**PUERTO RICO, 2000**



FUENTE: DEPARTAMENTO DE SALUD, ASPEES, DIVISIÓN DE ESTADÍSTICAS, SAN JUAN, PUERTO RICO  
 SOURCE: DEPARTMENT OF HEALTH, ASPEES, DIVISION OF STATISTICS, SAN JUAN, PUERTO RICO

**Gráfica 4 - NACIMIENTOS VIVOS POR ESCOLARIDAD DE LA MADRE**  
**Chart 4 - LIVE BIRTH BY MOTHERS EDUCATION**  
**PUERTO RICO, 2000**



FUENTE: DEPARTAMENTO DE SALUD, ASPEES, DIVISIÓN DE ESTADÍSTICAS, SAN JUAN, PUERTO RICO  
 SOURCE: DEPARTMENT OF HEALTH, ASPEES, DIVISION OF STATISTICS, SAN JUAN, PUERTO RICO

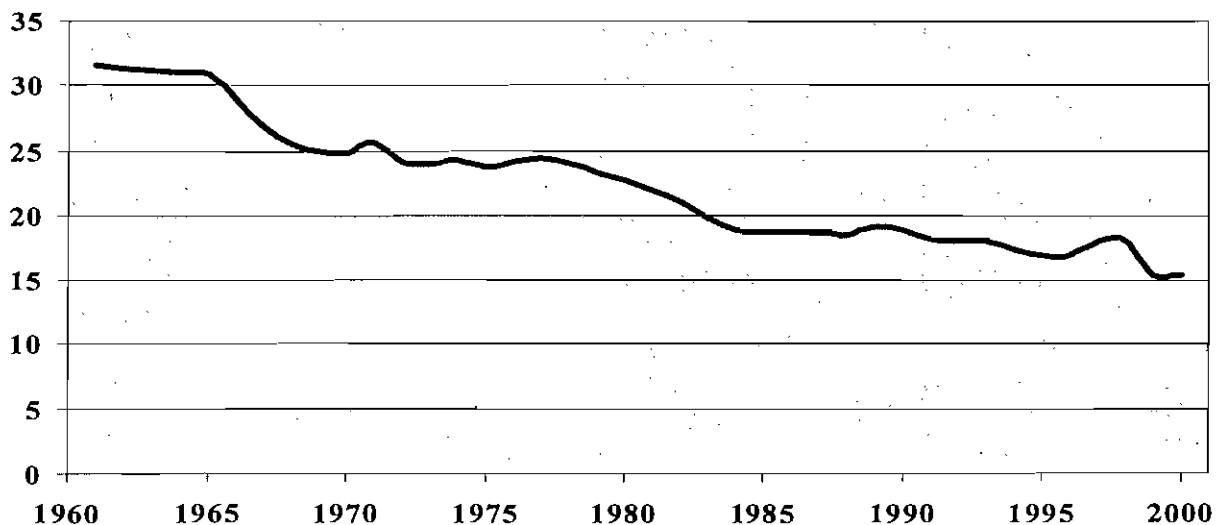
Tabla 7 - NACIMIENTOS VIVOS  
Table 7 - LIVE BIRTHS  
PUERTO RICO, 1961 - 2000

| AÑO<br>YEAR | NACIDOS VIVOS<br>LIVE BIRTHS | TASA DE NATALIDAD<br>BIRTH RATE | AÑO<br>YEAR | NACIDOS VIVOS<br>LIVE BIRTHS | TASA DE NATALIDAD<br>BIRTH RATE |
|-------------|------------------------------|---------------------------------|-------------|------------------------------|---------------------------------|
| 1961        | 75,563                       | 31.5                            | 1981        | 71,365                       | 21.9                            |
| 1962        | 76,677                       | 31.3                            | 1982        | 69,336                       | 21.1                            |
| 1963        | 77,382                       | 31.1                            | 1983        | 65,742                       | 19.8                            |
| 1964        | 78,837                       | 31.0                            | 1984        | 63,321                       | 18.9                            |
| 1965        | 79,586                       | 30.8                            | 1985        | 63,629                       | 18.8                            |
| 1966        | 75,735                       | 29.0                            | 1986        | 63,551                       | 18.7                            |
| 1967        | 70,755                       | 26.9                            | 1987        | 64,393                       | 18.8                            |
| 1968        | 67,989                       | 25.5                            | 1988        | 64,081                       | 18.5                            |
| 1969        | 67,577                       | 25.0                            | 1989        | 66,692                       | 19.1                            |
| 1970        | 67,438                       | 24.8                            | 1990        | 66,555                       | 18.9                            |
| 1971        | 71,117                       | 25.6                            | 1991        | 64,516                       | 18.2                            |
| 1972        | 68,914                       | 24.1                            | 1992        | 64,481                       | 18.0                            |
| 1973        | 68,821                       | 24.0                            | 1993        | 65,242                       | 18.0                            |
| 1974        | 70,082                       | 24.2                            | 1994        | 64,325                       | 17.4                            |
| 1975        | 69,691                       | 23.7                            | 1995        | 63,518                       | 17.0                            |
| 1976        | 72,883                       | 24.1                            | 1996        | 63,259                       | 17.0                            |
| 1977        | 75,151                       | 24.4                            | 1997        | 64,224                       | 18.0                            |
| 1978        | 75,066                       | 24.0                            | 1998        | 60,518                       | 18.0                            |
| 1979        | 73,781                       | 23.3                            | 1999        | 59,684                       | 15.4                            |
| 1980        | 73,060                       | 22.8                            | 2000        | 59,460                       | 15.5                            |

FUENTE: DEPARTAMENTO DE SALUD, SAPEESI, DIVISIÓN DE ESTADÍSTICAS, SAN JUAN, PUERTO RICO.

SOURCE: DEPARTMENT OF HEALTH, ASPESIS, DIVISION OF STATISTICS, SAN JUAN, PUERTO RICO.

Gráfica 5 - TASA\* DE NATALIDAD  
Chart 5 - BIRTH RATE  
PUERTO RICO, 1961 - 2000



\* TASAS POR 1,000 HABITANTES - RATES PER 1,000 POPULATION  
FUENTE: DEPARTAMENTO DE SALUD, SAPEESI, DIVISIÓN DE ESTADÍSTICAS, SAN JUAN, PUERTO RICO  
SOURCE: DEPARTMENT OF HEALTH, ASPESIS, DIVISION OF STATISTICS, SAN JUAN, PUERTO RICO

Tabla 8 - NACIMIENTOS VIVOS POR MÉTODO DEL PARTO Y MES DE OCURRENCIA  
 Table 8 - LIVE BIRTHS BY METHOD OF DELIVERY AND MONTH OF OCCURRENCE  
 PUERTO RICO, 2000

| MES DE OCURRENCIA<br>MONTH OF OCCURRENCE | TOTAL         | VAGINAL       |             | CESÁREAS      |             |
|------------------------------------------|---------------|---------------|-------------|---------------|-------------|
|                                          |               | NÚMERO        | POR CIENTO  | NÚMERO        | POR CIENTO  |
| <b>TOTAL</b>                             | <b>59,460</b> | <b>36,192</b> | <b>60.9</b> | <b>23,268</b> | <b>39.1</b> |
| ENERO - JANUARY                          | 5,011         | 3,174         | 63.3        | 1,837         | 36.7        |
| FEBRERO - FEBRUARY                       | 4,454         | 2,679         | 60.1        | 1,775         | 39.9        |
| MARZO - MARCH                            | 4,818         | 3,007         | 62.4        | 1,811         | 37.6        |
| ABRIL - APRIL                            | 4,276         | 2,725         | 63.7        | 1,551         | 36.3        |
| MAYO - MAY                               | 4,597         | 2,818         | 61.3        | 1,779         | 38.7        |
| JUNIO - JUNE                             | 4,529         | 2,768         | 61.1        | 1,761         | 38.9        |
| JULIO - JULY                             | 4,684         | 2,849         | 60.8        | 1,835         | 39.2        |
| AGOSTO - AUGUST                          | 5,265         | 3,167         | 60.2        | 2,098         | 39.8        |
| SEPTIEMBRE - SEPTEMBER                   | 5,584         | 3,364         | 60.2        | 2,220         | 39.8        |
| OCTUBRE - OCTOBER                        | 5,515         | 3,292         | 59.7        | 2,223         | 40.3        |
| NOVIEMBRE - NOVEMBER                     | 5,434         | 3,207         | 59.0        | 2,227         | 41.0        |
| DICIEMBRE - DECEMBER                     | 5,293         | 3,142         | 59.4        | 2,151         | 40.6        |
| NO ESPECIF. - MONTH UNSP.                | 0             | 0             | 0           | 0             | 0           |

FUENTE: DEPARTAMENTO DE SALUD, SAPEESI, DIVISIÓN DE ESTADÍSTICAS, SAN JUAN, PUERTO RICO.

SOURCE: DEPARTMENT OF HEALTH, ASPESES, DIVISION OF STATISTICS, SAN JUAN, PUERTO RICO.

Gráfica 6 - DISTRIBUCIÓN PORCENTUAL DE NACIMIENTOS POR MES  
 Chart 6 - PERCENTAJE DISTRIBUTION OF LIVE BIRTHS BY MONTH  
 PUERTO RICO, 2000

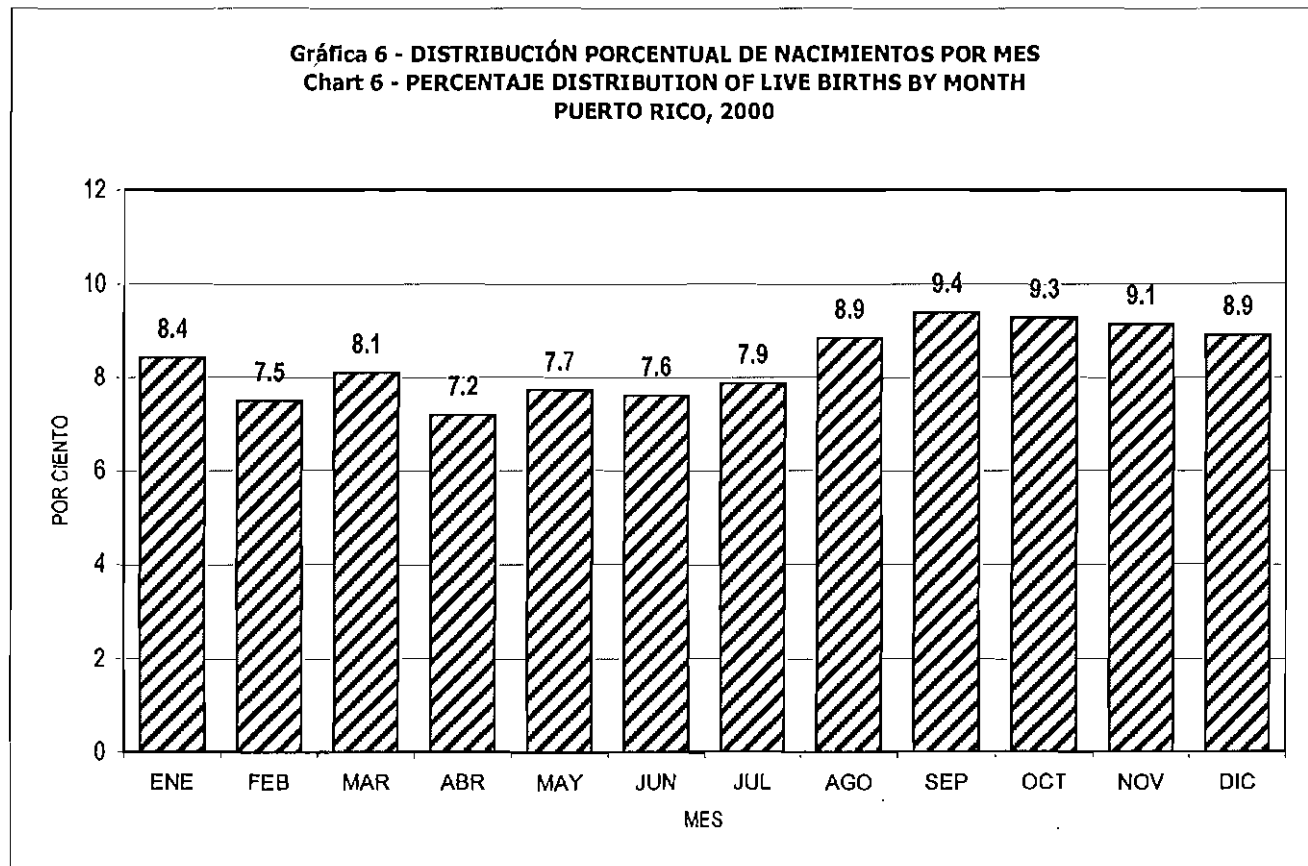


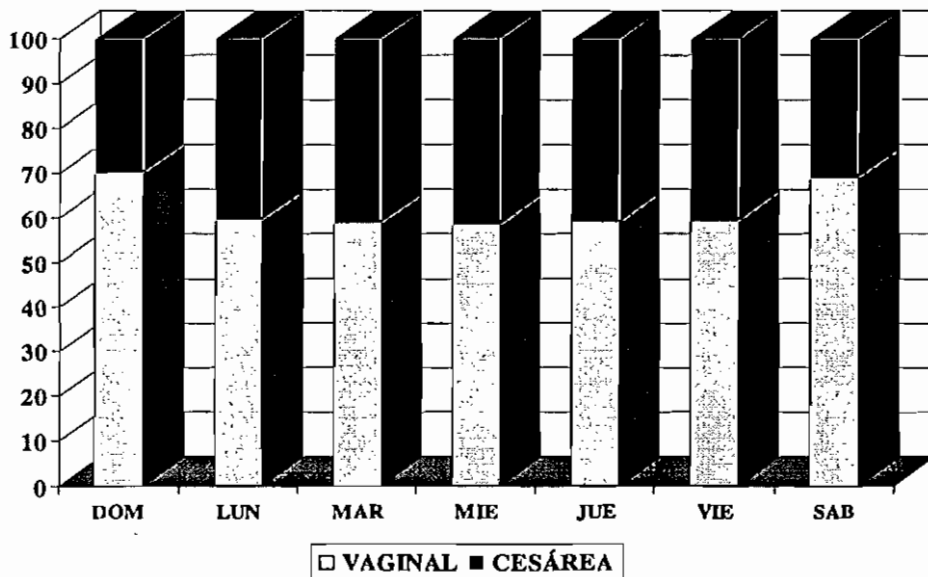
Tabla 9 - NACIMIENTOS VIVOS POR MÉTODO DEL PARTO Y DÍA DE LA SEMANA  
 Table 9 - LIVE BIRTHS BY DELIVERY METHOD AND DAY OF WEEK  
 PUERTO RICO, 2000

| DÍA DE LA SEMANA<br>DAY OF THE WEEK | TOTAL         | VAGINAL       |             | CESÁREAS      |             |
|-------------------------------------|---------------|---------------|-------------|---------------|-------------|
|                                     |               | NÚMERO        | POR CIENTO  | NÚMERO        | POR CIENTO  |
| <b>TOTAL</b>                        | <b>59,460</b> | <b>36,192</b> | <b>60.9</b> | <b>23,268</b> | <b>39.1</b> |
| DOMINGO - SUNDAY                    | 4,714         | 3,301         | 70.0        | 1,413         | 30.0        |
| LUNES - MONDAY                      | 8,748         | 5,210         | 59.6        | 3,538         | 40.4        |
| MARTES - TUESDAY                    | 10,874        | 6,399         | 58.8        | 4,475         | 41.2        |
| MIÉRCOLES - WEDNESDAY               | 10,653        | 6,229         | 58.5        | 4,424         | 41.5        |
| JUEVES - THURSDAY                   | 9,822         | 5,795         | 59.0        | 4,027         | 41.0        |
| VIERNES - FRIDAY                    | 8,794         | 5,225         | 59.4        | 3,569         | 40.6        |
| SÁBADO - SATURDAY                   | 5,855         | 4,033         | 68.9        | 1,822         | 31.1        |
| NO ESPECIF. - UNSPECIFIED           | 0             | 0             | 0.0         | 0             | 0.0         |

FUENTE: DEPARTAMENTO DE SALUD, SAPEESI, DIVISIÓN DE ESTADÍSTICAS, SAN JUAN, PUERTO RICO.

SOURCE: DEPARTMENT OF HEALTH, ASPESIS, DIVISION OF STATISTICS, SAN JUAN, PUERTO RICO.

Gráfica 7 - NACIMIENTOS VIVOS POR MÉTODO DEL PARTO Y DÍA DE LA SEMANA  
 Chart 7 - LIVE BIRTHS BY DELIVERY METHOD AND DAY OF WEEK  
 PUERTO RICO, 2000



FUENTE: DEPARTAMENTO DE SALUD, SAPEESI, DIVISIÓN DE ESTADÍSTICAS, SAN JUAN, PUERTO RICO.  
 SOURCE: DEPARTMENT OF HEALTH, ASPESIS, DIVISION OF STATISTICS, SAN JUAN, PUERTO RICO.

Tabla 10 - NÚMERO DE NACIMIENTOS, POR CIENTO DE CAMBIO  
Y TASA CRUDA DE NACIMIENTOS  
Table 10 - BIRTH COUNTS, PERCENT CHANGES AND CRUDE BIRTH RATES  
PUERTO RICO, 1960 -2000

| AÑO<br>YEAR | NÚMERO<br>NUMBER | POR CIENTO DE CAMBIO<br>RESPECTO AL AÑO PREVIO<br>PERCENT CHANGE<br>FROM PREVIOUS YEAR | TASA<br>RATE |
|-------------|------------------|----------------------------------------------------------------------------------------|--------------|
| 2000        | 59,460           | -0.4                                                                                   | 15.5         |
| 1999        | 59,684           | -1.4                                                                                   | 15.4         |
| 1998        | 60,518           | -5.8                                                                                   | 15.8         |
| 1997        | 64,214           | 1.5                                                                                    | 16.9         |
| 1996        | 63,259           | -0.4                                                                                   | 17.0         |
| 1995        | 63,518           | -1.3                                                                                   | 17.0         |
| 1994        | 64,325           | -1.4                                                                                   | 17.4         |
| 1993        | 65,242           | 1.2                                                                                    | 18.0         |
| 1992        | 64,481           | -0.1                                                                                   | 18.0         |
| 1991        | 64,516           | -3.1                                                                                   | 18.2         |
| 1990        | 66,555           | -0.2                                                                                   | 18.9         |
| 1989        | 66,692           | 4.1                                                                                    | 19.1         |
| 1988        | 64,081           | -0.5                                                                                   | 18.5         |
| 1987        | 64,393           | 1.3                                                                                    | 18.8         |
| 1986        | 63,551           | -0.1                                                                                   | 18.7         |
| 1985        | 63,629           | 0.5                                                                                    | 18.8         |
| 1984        | 63,321           | -3.7                                                                                   | 18.9         |
| 1983        | 65,742           | -5.2                                                                                   | 19.8         |
| 1982        | 69,336           | -2.8                                                                                   | 21.1         |
| 1981        | 71,365           | -2.3                                                                                   | 21.9         |
| 1980        | 73,060           | -1.0                                                                                   | 22.8         |
| 1979        | 73,781           | -1.7                                                                                   | 23.3         |
| 1978        | 75,066           | -0.1                                                                                   | 24.0         |
| 1977        | 75,151           | 3.1                                                                                    | 24.4         |
| 1976        | 72,883           | 4.6                                                                                    | 24.1         |
| 1975        | 69,691           | -0.6                                                                                   | 23.7         |
| 1974        | 70,082           | 1.8                                                                                    | 24.2         |
| 1973        | 68,821           | -0.1                                                                                   | 24.0         |
| 1972        | 68,914           | -3.1                                                                                   | 24.1         |
| 1971        | 71,117           | 5.5                                                                                    | 25.6         |
| 1970        | 67,438           | -0.2                                                                                   | 24.8         |
| 1969        | 67,577           | -0.6                                                                                   | 25.0         |
| 1968        | 67,989           | -3.9                                                                                   | 25.5         |
| 1967        | 70,755           | -6.6                                                                                   | 26.9         |
| 1966        | 75,735           | -4.8                                                                                   | 29.0         |
| 1965        | 79,586           | 1.0                                                                                    | 30.8         |
| 1964        | 78,837           | 1.9                                                                                    | 31.0         |
| 1963        | 77,382           | 0.9                                                                                    | 31.1         |
| 1962        | 76,677           | 1.5                                                                                    | 31.3         |
| 1961        | 75,563           | -0.6                                                                                   | 31.5         |
| 1960        | 76,015           | 1.4                                                                                    | 32.2         |

FUENTE: DEPARTAMENTO DE SALUD, SAPEESI, DIVISIÓN DE ESTADÍSTICAS, SAN JUAN, PUERTO RICO.

SOURCE: DEPARTMENT OF HEALTH, ASPEESI, DIVISION OF STATISTICS, SAN JUAN, PUERTO RICO.



Tabla 11 - TASAS ESPECÍFICAS DE FECUNDIDAD  
 Table 11 - SPECIFIC FERTILITY RATES  
 PUERTO RICO, 1985 - 2000

| AÑOS<br>YEARS | EDAD DE LA MADRE - AGE OF MOTHER |       |       |       |       |       | TGF 1/ | TTF 2/  | TBR 3/  |
|---------------|----------------------------------|-------|-------|-------|-------|-------|--------|---------|---------|
|               | 15-19                            | 20-24 | 25-29 | 30-34 | 35-39 | 40-44 |        |         |         |
| 1985          | 63.5                             | 146.5 | 132.0 | 70.4  | 31.7  | 7.5   | 80.4   | 2,258.7 | 1,101.1 |
| 1986          | 64.0                             | 146.0 | 129.8 | 71.3  | 29.7  | 7.2   | 79.2   | 2,240.1 | 1,087.5 |
| 1987          | 66.1                             | 148.2 | 130.8 | 70.3  | 28.7  | 6.8   | 79.6   | 2,254.3 | 1,102.7 |
| 1988          | 65.5                             | 146.2 | 131.6 | 69.7  | 27.2  | 6.4   | 78.5   | 2,232.8 | 1,081.5 |
| 1989          | 71.6                             | 147.2 | 134.5 | 72.9  | 28.5  | 6.3   | 80.8   | 2,304.7 | 1,127.0 |
| 1990          | 75.3                             | 145.7 | 130.2 | 72.1  | 29.0  | 6.5   | 80.0   | 2,293.9 | 1,114.5 |
| 1991          | 73.0                             | 140.2 | 125.8 | 68.9  | 27.8  | 5.9   | 77.1   | 2,207.9 | 1,071.8 |
| 1992          | 73.3                             | 138.0 | 122.0 | 70.7  | 28.0  | 5.7   | 76.4   | 2,188.3 | 1,063.3 |
| 1993          | 75.0                             | 137.5 | 118.9 | 72.0  | 27.9  | 6.2   | 75.5   | 2,187.7 | 1,071.5 |
| 1994          | 73.2                             | 133.8 | 113.4 | 68.9  | 28.8  | 5.5   | 74.0   | 2,118.0 | 1,024.0 |
| 1995          | 74.8                             | 124.4 | 109.9 | 70.7  | 27.7  | 5.8   | 72.5   | 2,066.0 | 1,002.0 |
| 1996          | 75.0                             | 122.2 | 109.2 | 68.8  | 28.9  | 5.7   | 72.0   | 2,050.0 | 994.4   |
| 1997          | 76.5                             | 119.5 | 106.0 | 69.2  | 27.8  | 6.4   | 71.5   | 2,026.9 | 985.3   |
| 1998          | 72.0                             | 113.2 | 99.5  | 63.7  | 26.5  | 5.6   | 67.0   | 1,902.0 | 925.6   |
| 1999          | 69.1                             | 111.3 | 95.1  | 63.2  | 27.3  | 5.5   | 65.2   | 1,858.0 | 929.0   |
| 2000          | 72.2                             | 127.9 | 109.5 | 65.1  | 26.7  | 5.5   | 69.0   | 2,034.6 | 986.8   |

1/ TGF = Tasa General de Fecundidad (General Fertility Rate)

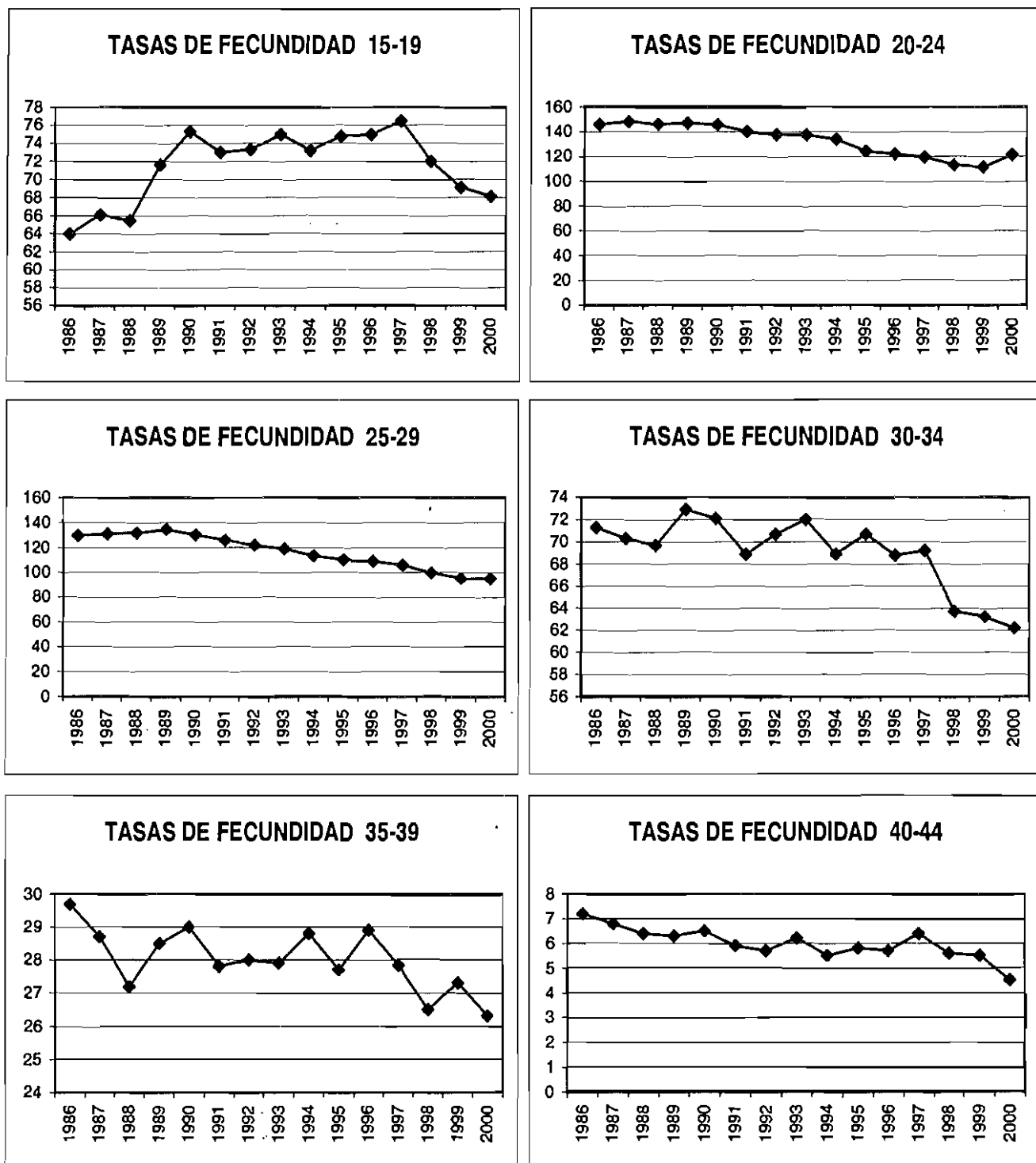
2/ TTF = Tasa Total de Fecundidad (Total Fertility Rate)

3/ TBR = Tasa Bruta de Reproducción (Gross Reproduction Rate)

Fuente: Departamento de Salud, SAPEESI, División de Estadísticas, San Juan, Puerto Rico.

Source: Department of Health, ASPESIS, Division of Statistics, San Juan, Puerto Rico.

**Gráfica 8 - TASAS ESPECÍFICAS DE FECUNDIDAD**  
**Chart 8 - AGE SPECIFIC FERTILITY RATES**  
**PUERTO RICO, 1985 - 2000**



Fuente: Departamento de Salud, SAPEESI, División de Estadísticas, San Juan, Puerto Rico.  
 Source: Department of Health, ASPESIS, Division of Statistics, San Juan, Puerto Rico.

Tabla 12 - NACIMIENTOS VIVOS POR MÉTODO DEL PARTO, EDAD DE LA MADRE Y ORDEN DEL NACIMIENTO  
 Table 12 - LIVE BIRTHS BY METHOD OF DELIVERY, AGE OF MOTHER AND LIVE BIRTH ORDER  
 PUERTO RICO, 2000

| ORDEN DEL NACIMIENTO 1/<br>Y MÉTODO DEL PARTO<br>LIVE BIRTH ORDER AND 1/<br>METHOD OF DELIVERY | EDAD DE LA MADRE - MOTHER'S AGE |            |               |               |               |              |              |            |           | EDAD<br>DESC. |
|------------------------------------------------------------------------------------------------|---------------------------------|------------|---------------|---------------|---------------|--------------|--------------|------------|-----------|---------------|
|                                                                                                | TOTAL                           | < 15 AÑOS  | 15-19         | 20-24         | 25-29         | 30-34        | 35-39        | 40-44      | 45 +      |               |
| <b>TOTAL</b>                                                                                   | <b>59,460</b>                   | <b>272</b> | <b>11,118</b> | <b>19,423</b> | <b>15,152</b> | <b>8,902</b> | <b>3,762</b> | <b>748</b> | <b>29</b> | <b>54</b>     |
| 1ER HIJO                                                                                       | 23,434                          | 259        | 7,611         | 7,991         | 4,742         | 2,017        | 670          | 112        | 3         | 29            |
| 2DO HIJO                                                                                       | 18,023                          | 11         | 2,568         | 6,289         | 4,918         | 2,978        | 1,071        | 164        | 12        | 12            |
| 3ER HIJO                                                                                       | 10,178                          | 2          | 732           | 3,240         | 3,057         | 2,065        | 894          | 177        | 3         | 8             |
| 4TO HIJO                                                                                       | 4,376                           | 0          | 165           | 1,235         | 1,350         | 950          | 552          | 121        | 2         | 1             |
| 5TO HIJO                                                                                       | 1,844                           | 0          | 36            | 417           | 626           | 422          | 264          | 71         | 5         | 3             |
| 6TO HIJO                                                                                       | 848                             | 0          | 6             | 195           | 252           | 219          | 134          | 41         | 1         | 0             |
| 7MO +                                                                                          | 756                             | 0          | 0             | 56            | 207           | 251          | 177          | 62         | 3         | 0             |
| NO ESPECIFICADO                                                                                | 1                               | 0          | 0             | 0             | 0             | 0            | 0            | 0          | 0         | 1             |
| <b>VAGINAL - VAGINAL</b>                                                                       | <b>36,192</b>                   | <b>196</b> | <b>7,699</b>  | <b>12,612</b> | <b>8,804</b>  | <b>4,697</b> | <b>1,779</b> | <b>357</b> | <b>10</b> | <b>38</b>     |
| 1ER HIJO                                                                                       | 14,033                          | 188        | 5,193         | 4,817         | 2,556         | 949          | 265          | 45         | 2         | 18            |
| 2DO HIJO                                                                                       | 10,552                          | 7.0        | 1794.0        | 4083.0        | 2,704         | 1,449        | 434          | 69         | 3         | 9             |
| 3ER HIJO                                                                                       | 6,326                           | 1          | 557           | 2,244         | 1,860         | 1,147        | 431          | 79         | 1         | 6             |
| 4TO HIJO                                                                                       | 2,857                           | 0          | 122           | 930           | 875.0         | 562          | 305          | 62         | 0         | 1             |
| 5TO HIJO                                                                                       | 1,275                           | 0          | 27            | 329           | 459           | 269          | 147          | 38         | 3         | 3             |
| 6TO HIJO                                                                                       | 600                             | 0.0        | 6.0           | 163.0         | 186           | 142          | 79           | 24         | 0         | 0             |
| 7MO +                                                                                          | 548                             | 0          | 0             | 46            | 164           | 179          | 118          | 40         | 1         | 0             |
| NO ESPECIFICADO                                                                                | 1                               | 0          | 0             | 0             | 0             | 0            | 0            | 0          | 0         | 1             |
| <b>CESÁREA - CAESAREAN</b>                                                                     | <b>23,268</b>                   | <b>76</b>  | <b>3,419</b>  | <b>6,811</b>  | <b>6,348</b>  | <b>4,205</b> | <b>1,983</b> | <b>391</b> | <b>19</b> | <b>16</b>     |
| 1ER HIJO                                                                                       | 9,401                           | 71         | 2,418         | 3,174         | 2,186         | 1,068        | 405          | 67         | 1         | 11            |
| 2DO HIJO                                                                                       | 7,471                           | 4          | 774           | 2,206         | 2,214         | 1,529        | 637          | 95         | 9         | 3             |
| 3ER HIJO                                                                                       | 3,852                           | 1          | 175           | 996           | 1,197         | 918          | 463          | 98         | 2         | 2             |
| 4TO HIJO                                                                                       | 1,519                           | 0          | 43            | 305           | 475           | 388          | 247          | 59         | 2         | 0             |
| 5TO HIJO                                                                                       | 569                             | 0          | 9             | 88            | 167           | 153          | 117          | 33         | 2         | 0             |
| 6TO HIJO                                                                                       | 248                             | 0          | 0             | 32            | 66            | 77           | 55           | 17         | 1         | 0             |
| 7MO +                                                                                          | 208                             | 0          | 0             | 10            | 43            | 72           | 59           | 22         | 2         | 0             |
| NO ESPECIFICADO                                                                                | 0                               | 0          | 0             | 0             | 0             | 0            | 0            | 0          | 0         | 0             |

1/ ORDEN DEL NACIMIENTO SE REFIERE AL NÚMERO DE HIJOS NACIDOS VIVOS - NUMBER OF LIVE BIRTHS.

FUENTE: DEPARTAMENTO DE SALUD, SAPEESI, DIVISIÓN DE ESTADÍSTICAS, SAN JUAN, PUERTO RICO.

SOURCE: DEPARTMENT OF HEALTH, ASPESIS, DIVISION OF STATISTICS, SAN JUAN, PUERTO RICO.

Tabla 13 - NACIMIENTOS VIVOS POR EDAD DE LA MADRE Y POR ORDEN DEL EMBARAZO  
 Table 13 - LIVE BIRTHS BY AGE OF MOTHER AND BY PREGNANCY ORDER  
 PUERTO RICO, 2000

| EDAD DE LA MADRE<br>MOTHER'S AGE        | ORDEN DEL EMBARAZO - PREGNANCY ORDER |         |         |        |       |       |     |     |     |    |     |                      |
|-----------------------------------------|--------------------------------------|---------|---------|--------|-------|-------|-----|-----|-----|----|-----|----------------------|
|                                         | TOTAL                                | 1       | 2       | 3      | 4     | 5     | 6   | 7   | 8   | 9  | 10+ | NO ESPEC.<br>UNSPEC. |
| <b>TOTAL</b>                            | 59,460                               | 23,434  | 18,023  | 10,178 | 4,376 | 1,844 | 848 | 363 | 189 | 97 | 107 | 1                    |
| < 12 AÑOS                               | 1                                    | 1       | 0       | 0      | 0     | 0     | 0   | 0   | 0   | 0  | 0   | 0                    |
| 12                                      | 3                                    | 3       | 0       | 0      | 0     | 0     | 0   | 0   | 0   | 0  | 0   | 0                    |
| 13                                      | 44                                   | 44      | 0       | 0      | 0     | 0     | 0   | 0   | 0   | 0  | 0   | 0                    |
| 14                                      | 224                                  | 211     | 11      | 2      | 0     | 0     | 0   | 0   | 0   | 0  | 0   | 0                    |
| 15                                      | 759                                  | 701     | 53      | 5      | 0     | 0     | 0   | 0   | 0   | 0  | 0   | 0                    |
| 16                                      | 1,467                                | 1,222   | 211     | 31     | 2     | 1     | 0   | 0   | 0   | 0  | 0   | 0                    |
| 17                                      | 2,265                                | 1,672.0 | 475.0   | 95.0   | 19    | 4     | 0   | 0   | 0   | 0  | 0   | 0                    |
| 18                                      | 3,045                                | 1,970   | 811     | 214    | 42.0  | 8     | 0   | 0   | 0   | 0  | 0   | 0                    |
| 19                                      | 3,582                                | 2,046.0 | 1,018.0 | 387.0  | 102   | 23    | 6   | 0   | 0   | 0  | 0   | 0                    |
| 20 - 24                                 | 19,423                               | 7,991   | 6,289   | 3,240  | 1,235 | 417   | 195 | 34  | 14  | 6  | 2   | 0                    |
| 25 - 29                                 | 15,152                               | 4,742   | 4,918   | 3,057  | 1,350 | 626   | 252 | 108 | 62  | 16 | 21  | 0                    |
| 30 - 34                                 | 8,902                                | 2,017   | 2,978   | 2,065  | 950   | 422   | 219 | 122 | 58  | 33 | 38  | 0                    |
| 35 - 39                                 | 3,762                                | 670     | 1,071   | 894    | 552   | 264   | 134 | 73  | 42  | 30 | 32  | 0                    |
| 40 - 44                                 | 748                                  | 112     | 164     | 177    | 121   | 71    | 41  | 26  | 12  | 11 | 13  | 0                    |
| 45 - 49                                 | 29                                   | 3       | 12      | 3      | 2     | 5     | 1   | 0   | 1   | 1  | 1   | 0                    |
| 50 - 54                                 | 0                                    | 0       | 0       | 0      | 0     | 0     | 0   | 0   | 0   | 0  | 0   | 0                    |
| 55 +                                    | 0                                    | 0       | 0       | 0      | 0     | 0     | 0   | 0   | 0   | 0  | 0   | 0                    |
| EDAD NO ESPECIFICADA<br>UNSPECIFIED AGE | 54                                   | 29      | 12      | 8      | 1     | 3     | 0   | 0   | 0   | 0  | 0   | 1                    |
| MEDIANA DE EDAD - AGE MEDIAN            | 24.72                                |         |         |        |       |       |     |     |     |    |     |                      |

FUENTE: DEPARTAMENTO DE SALUD, SAPEESI, DIVISIÓN DE ESTADÍSTICAS, SAN JUAN, PUERTO RICO

SOURCE: DEPARTMENT OF HEALTH, ASPEESI, DIVISION OF STATISTICS, SAN JUAN, PUERTO RICO

Tabla 14 - NACIMIENTOS VIVOS POR PERÍODO DE GESTACIÓN Y EDAD DE LA MADRE  
 Table 14 - LIVE BIRTHS BY WEEKS OF GESTATION AND MOTHER'S AGE  
 PUERTO RICO, 2000

| EDAD DE LA MADRE<br>MOTHER'S AGE        | TOTAL         | PERIODO DE GESTACION - WEEKS OF GESTATION |            |            |            |              |              |               |               |           |
|-----------------------------------------|---------------|-------------------------------------------|------------|------------|------------|--------------|--------------|---------------|---------------|-----------|
|                                         |               | < 20                                      | 20 - 27    | 28         | 29 - 31    | 32 - 35      | 36           | 37 - 39       | 40 +          | NO ESPEC. |
| <b>TOTAL</b>                            | <b>59,460</b> | <b>0</b>                                  | <b>408</b> | <b>119</b> | <b>649</b> | <b>4,268</b> | <b>4,191</b> | <b>36,658</b> | <b>13,136</b> | <b>31</b> |
| < 12 ANOS                               | 1             | 0                                         | 0          | 0          | 0          | 0            | 0            | 0             | 1             | 0         |
| 12                                      | 3             | 0                                         | 0          | 0          | 0          | 0            | 0            | 3             | 0             | 0         |
| 13                                      | 44            | 0                                         | 2          | 0          | 0          | 8            | 5            | 19            | 10            | 0         |
| 14                                      | 224           | 0                                         | 5          | 0          | 4          | 18           | 15           | 109           | 73            | 0         |
| 15                                      | 759           | 0                                         | 12         | 3          | 9          | 75           | 58           | 409           | 192           | 1         |
| 16                                      | 1,467         | 0                                         | 21         | 6          | 25         | 126          | 123          | 829           | 336           | 1         |
| 17                                      | 2,265         | 0                                         | 23         | 8          | 32         | 191          | 165          | 1,258         | 586           | 2         |
| 18                                      | 3,045         | 0                                         | 26         | 9          | 40         | 216          | 230          | 1,784         | 739           | 1         |
| 19                                      | 3,582         | 0                                         | 27         | 9          | 45         | 279          | 265          | 2,103         | 852           | 2         |
| 20-24                                   | 19,423        | 0                                         | 101        | 25         | 187        | 1,341        | 1,328        | 11,926        | 4,511         | 4         |
| 25-29                                   | 15,152        | 0                                         | 76         | 28         | 138        | 1,016        | 1,020        | 9,578         | 3,290         | 6         |
| 30-34                                   | 8,902         | 0                                         | 67         | 16         | 95         | 647          | 630          | 5,696         | 1,744         | 7         |
| 35-39                                   | 3,762         | 0                                         | 37         | 10         | 56         | 276          | 288          | 2,429         | 661           | 5         |
| 40-44                                   | 748           | 0                                         | 4          | 5          | 14         | 71           | 57           | 475           | 121           | 1         |
| 45-49                                   | 29            | 0                                         | 0          | 0          | 2          | 0            | 2            | 19            | 6             | 0         |
| 50-54                                   | 0             | 0                                         | 0          | 0          | 0          | 0            | 0            | 0             | 0             | 0         |
| 55+                                     | 0             | 0                                         | 0          | 0          | 0          | 0            | 0            | 0             | 0             | 0         |
| EDAD NO ESPECIFICADA<br>UNSPECIFIED AGE | 54            | 0                                         | 7          | 0          | 2          | 4            | 5            | 21            | 14            | 1         |

FUENTE: DEPARTAMENTO DE SALUD, SAPEESI, DIVISIÓN DE ESTADÍSTICAS, SAN JUAN, PR.

SOURCE: DEPARTMENT OF HEALTH, ASPESIS, DIVISION OF STATISTICS, SAN JUAN, PR.

Tabla 15 - NACIMIENTOS VIVOS POR EDAD Y ESCOLARIDAD DE LA MADRE  
 Table 15 - LIVE BIRTHS BY AGE OF MOTHER AND HIGHEST GRADE OF SCHOOL COMPLETED  
 PUERTO RICO, 2000

| EDAD DE LA MADRE<br>MOTHER'S AGE       | ULTIMO GRADO APROBADO - HIGHEST GRADE COMPLETED |           |            |              |              |              |               |               |               |              |            |
|----------------------------------------|-------------------------------------------------|-----------|------------|--------------|--------------|--------------|---------------|---------------|---------------|--------------|------------|
|                                        | TOTAL                                           | 0         | 1-3        | 4-6          | 7-9          | 10-11        | 12            | 13-15         | 16            | 17+          | NO ESPEC.  |
| <b>TOTAL</b>                           | <b>59,460</b>                                   | <b>24</b> | <b>171</b> | <b>1,053</b> | <b>7,195</b> | <b>6,855</b> | <b>17,640</b> | <b>13,959</b> | <b>10,269</b> | <b>2,114</b> | <b>180</b> |
| < 12 ANOS                              | 1                                               | 0         | 0          | 1            | 0            | 0            | 0             | 0             | 0             | 0            | 0          |
| 12                                     | 3                                               | 0         | 0          | 2            | 1            | 0            | 0             | 0             | 0             | 0            | 0          |
| 13                                     | 44                                              | 0         | 0          | 5            | 38           | 0            | 0             | 0             | 0             | 0            | 1          |
| 14                                     | 224                                             | 1         | 0          | 23           | 187.0        | 11           | 0             | 0             | 0             | 0            | 2          |
| 15                                     | 759                                             | 0         | 0          | 42           | 509          | 207          | 1             | 0             | 0             | 0            | 0          |
| 16                                     | 1,467                                           | 0         | 5          | 51           | 604          | 756          | 47            | 0             | 0             | 0            | 4          |
| 17                                     | 2,265                                           | 2         | 6          | 49           | 640          | 1,074        | 457           | 23            | 0             | 0            | 14         |
| 18                                     | 3,045                                           | 2         | 5          | 59           | 659          | 893          | 1,201         | 219           | 0             | 0            | 7          |
| 19                                     | 3,582                                           | 1         | 3          | 65           | 681          | 689          | 1,461         | 670           | 4             | 0            | 8          |
| 20 - 24                                | 19,423                                          | 3         | 46         | 341          | 2,349        | 2,049        | 7,189         | 5,516         | 1,711         | 184          | 35         |
| 25 - 29                                | 15,152                                          | 4         | 41         | 199          | 881          | 728          | 4,206         | 4,240         | 4,080         | 742          | 31         |
| 30 - 34                                | 8,902                                           | 2         | 36         | 109          | 411          | 288          | 2,061         | 2,276         | 2,949         | 751          | 19         |
| 35 - 39                                | 3,762                                           | 4         | 22         | 71           | 187          | 118          | 823           | 842           | 1,314         | 373          | 8          |
| 40 - 44                                | 748                                             | 5         | 7          | 31           | 43           | 42           | 189           | 164           | 206           | 60           | 1          |
| 45 - 49                                | 29                                              | 0         | 0          | 4            | 3            | 0            | 4             | 8             | 5             | 4            | 1          |
| 50 - 54                                | 0                                               | 0         | 0          | 0            | 0            | 0            | 0             | 0             | 0             | 0            | 0          |
| 55 +                                   | 0                                               | 0         | 0          | 0            | 0            | 0            | 0             | 0             | 0             | 0            | 0          |
| EDAD NO ESPECIFICADA - UNSPECIFIED AGE | 54                                              | 0         | 0          | 1            | 2            | 0            | 1             | 1             | 0             | 0            | 49         |

FUENTE: DEPARTAMENTO DE SALUD, SAPEESI, DIVISIÓN DE ESTADÍSTICAS, SAN JUAN, PUERTO RICO.

SOURCE: DEPARTMENT OF HEALTH, ASPEESI, DIVISION OF STATISTICS, SAN JUAN, PUERTO RICO.

Tabla 16 - NACIMIENTOS VIVOS POR DURACIÓN DEL EMBARAZO Y PESO AL NACER  
 Table 16 - LIVE BIRTHS BY PERIOD OF PREGNANCY AND BIRTH WEIGHT  
 PUERTO RICO, 2000

| PESO AL NACER<br>BIRTH WEIGHT                | TOTAL             | SEMANAS DE GESTACION - GESTATION WEEKS |            |            |            |              |              |               |               |                      |
|----------------------------------------------|-------------------|----------------------------------------|------------|------------|------------|--------------|--------------|---------------|---------------|----------------------|
|                                              |                   | < 20                                   | 20-27      | 28         | 29-31      | 32-35        | 36           | 37-39         | 40+           | NO ESPEC.<br>UNSPEC. |
| <b>TOTAL</b>                                 | <b>59,460</b>     | <b>0</b>                               | <b>408</b> | <b>119</b> | <b>649</b> | <b>4,268</b> | <b>4,191</b> | <b>36,658</b> | <b>13,136</b> | <b>31</b>            |
| MENOS DE 1 LB - LESS THAN 1 POUND            | 11                | 0                                      | 10         | 0          | 0          | 1            | 0            | 0             | 0             | 0                    |
| 1 LB - 2 LBS 3 OZ                            | 353               | 0                                      | 232        | 24         | 55         | 23           | 6            | 6             | 7             | 0                    |
| 2 LBS 4 OZ - 3 LBS 4 OZ                      | 490               | 0                                      | 68         | 55         | 173        | 150          | 8            | 24            | 12            | 0                    |
| 3 LBS 5 OZ - 4 LBS 6 OZ                      | 1,111             | 0                                      | 18         | 13         | 183        | 601          | 105          | 148           | 39            | 4                    |
| 4 LBS 7 OZ - 5 LBS 8 OZ                      | 4,458             | 0                                      | 16         | 8          | 67         | 1,329        | 774          | 1,925         | 336           | 3                    |
| 5 LBS 9 OZ - 6 LBS 9 OZ                      | 16,058            | 0                                      | 23         | 11         | 72         | 1,221        | 1,738        | 10,531        | 2,449         | 13                   |
| 6 LBS 10 OZ - 7 LBS 11 OZ                    | 23,886            | 0                                      | 25         | 4          | 68         | 686          | 1,200        | 16,089        | 5,811         | 3                    |
| 7 LBS 12 OZ - 8 LBS 13 OZ                    | 10,847            | 0                                      | 12         | 3          | 24         | 209          | 314          | 6,717         | 3,565         | 3                    |
| 8 LBS 14 OZ - 9 LBS 14 OZ                    | 1,970             | 0                                      | 0          | 1          | 6          | 38           | 42           | 1,081         | 802           | 0                    |
| 9 LBS 15 OZ - 11 LBS                         | 245               | 0                                      | 0          | 0          | 1          | 9            | 4            | 119           | 112           | 0                    |
| 11 LBS 1 OZ +                                | 14                | 0                                      | 1          | 0          | 0          | 1            | 0            | 9             | 3             | 0                    |
| NO ESPECIFICADO - UNSPECIFIED                | 17                | 0                                      | 3          | 0          | 0          | 0            | 0            | 9             | 0             | 5                    |
| <b>MEDIANA DE PESO - MEDIAN BIRTH WEIGHT</b> | <b>7 LBS 0 OZ</b> |                                        |            |            |            |              |              |               |               |                      |

FUENTE: DEPARTAMENTO DE SALUD, SAPEESI, DIVISIÓN DE ESTADÍSTICAS, SAN JUAN, PUERTO RICO.

SOURCE: DEPARTMENT OF HEALTH, ASPESIS, DIVISION OF STATISTICS, SAN JUAN, PUERTO RICO.

Tabla 17 - NACIMIENTOS VIVOS POR EDAD DE LA MADRE Y PESO AL NACER  
Table 17 - LIVE BIRTHS BY MOTHER'S AGE AND BIRTH WEIGHT  
PUERTO RICO, 2000

| PESO AL NACER<br>BIRTH WEIGHT     | TOTAL         | EDAD DE LA MADRE - MOTHER'S AGE |           |            |            |             |             |             |             |              |              |             |             |            |           |           |
|-----------------------------------|---------------|---------------------------------|-----------|------------|------------|-------------|-------------|-------------|-------------|--------------|--------------|-------------|-------------|------------|-----------|-----------|
|                                   |               | < 13                            | 13        | 14         | 15         | 16          | 17          | 18          | 19          | 20-24        | 25-29        | 30-34       | 35-39       | 40-44      | 45 +      | NO ESP.   |
| <b>TOTALES</b>                    | <b>59,460</b> | <b>4</b>                        | <b>44</b> | <b>224</b> | <b>759</b> | <b>1467</b> | <b>2265</b> | <b>3045</b> | <b>3582</b> | <b>19423</b> | <b>15152</b> | <b>8902</b> | <b>3762</b> | <b>748</b> | <b>29</b> | <b>54</b> |
| MENOS DE 1 LB - LESS THAN 1 POUND | 11            | 0                               | 0         | 1          | 0          | 0           | 1           | 0           | 1           | 0            | 4            | 4           | 0           | 0          | 0         | 0         |
| 1 LB - 2 LBS 3 OZ                 | 353           | 0                               | 2         | 4          | 4          | 15          | 12          | 14          | 19          | 94           | 79           | 59          | 36          | 8          | 0         | 7         |
| 2 LBS 4 OZ - 3 LBS 4 OZ           | 490           | 0                               | 0         | 0          | 12         | 23          | 28          | 29          | 31          | 123          | 116          | 72          | 38          | 16         | 1         | 1         |
| 3 LBS 5 OZ - 4 LBS 6 OZ           | 1,111         | 0                               | 0         | 6          | 19         | 41          | 51          | 66          | 65          | 336          | 253          | 164         | 83          | 23         | 0         | 4         |
| 4 LBS 7 OZ - 5 LBS 8 OZ           | 4,458         | 0                               | 6         | 25         | 89         | 150         | 209         | 255         | 341         | 1454         | 988          | 606         | 271         | 57         | 2         | 5         |
| 5 LBS 9 OZ - 6 LBS 9 OZ           | 16,058        | 2                               | 16        | 74         | 260        | 440         | 696         | 937         | 1055        | 5418         | 3898         | 2185        | 873         | 184        | 6         | 14        |
| 6 LBS 10 OZ - 7 LBS 11 OZ         | 23,886        | 2                               | 17        | 79         | 272        | 596         | 909         | 1222        | 1433        | 8014         | 6112         | 3486        | 1437        | 277        | 11        | 19        |
| 7 LBS 12 OZ - 8 LBS 13 OZ         | 10,847        | 0                               | 3         | 31         | 88         | 181         | 312         | 458         | 542         | 3346         | 3041         | 1878        | 808         | 150        | 5         | 4         |
| 8 LBS 14 OZ - 9 LBS 14 OZ         | 1,970         | 0                               | 0         | 4          | 13         | 20          | 41          | 57          | 85          | 571          | 591          | 373         | 183         | 28         | 4         | 0         |
| 9 LBS 15 OZ - 11 LBS              | 245           | 0                               | 0         | 0          | 1          | 1           | 3           | 7           | 9           | 59           | 61           | 71          | 29          | 4          | 0         | 0         |
| 11 LBS 1 OZ Y MAS                 | 14            | 0                               | 0         | 0          | 0          | 0           | 1           | 0           | 1           | 4            | 4            | 2           | 2           | 0          | 0         | 0         |
| NO ESPECIFICADO - UNSPECIFIED     | 17            | 0                               | 0         | 0          | 1          | 0           | 2           | 0           | 0           | 4            | 5            | 2           | 2           | 1          | 0         | 0         |

MEDIANA DE PESO AL NACER - MEDIAN BIRTH WEIGHT 6 LBS 15 OZ.

FUENTE: DEPARTAMENTO DE SALUD, SAPEESI, DIVISI3N DE ESTADÍSTICAS, SAN JUAN, PUERTO RICO.

SOURCE: DEPARTMENT OF HEALTH, ASPESIS, DIVISION OF STATISTICS, SAN JUAN, PUERTO RICO.

Tabla 18 - NACIMIENTOS VIVOS POR SEXO, PESO AL NACER Y MULTIPLICIDAD DEL PARTO  
Table 18 - LIVE BIRTHS BY SEX, BIRTH WEIGHT AND MULTIPLICITY OF LABOR  
PUERTO RICO, 2000

| PESO AL NACER<br>BIRTHWEIGHT      | TOTAL         |                  |                    | MULTIPLICIDAD DEL PARTO - MULTIPLICITY OF LABOR |                  |                    |              |                  |                    | MULTIPLICIDAD DEL PARTO - MULTIPLICITY OF LABOR |                  |                    |                       |                  |                    |
|-----------------------------------|---------------|------------------|--------------------|-------------------------------------------------|------------------|--------------------|--------------|------------------|--------------------|-------------------------------------------------|------------------|--------------------|-----------------------|------------------|--------------------|
|                                   | TOTAL         | HOMBRES<br>MALES | MUJERES<br>FEMALES | SENCILLO - SINGLE                               |                  |                    | DOBLE - TWIN |                  |                    | TRIPLE - TRIPLE                                 |                  |                    | CUADRUPLE - QUADRUPLE |                  |                    |
|                                   |               |                  |                    | TOTAL                                           | HOMBRES<br>MALES | MUJERES<br>FEMALES | TOTAL        | HOMBRES<br>MALES | MUJERES<br>FEMALES | TOTAL                                           | HOMBRES<br>MALES | MUJERES<br>FEMALES | TOTAL                 | HOMBRES<br>MALES | MUJERES<br>FEMALES |
| <b>TOTALES</b>                    | <b>59,460</b> | <b>30,593</b>    | <b>28,867</b>      | <b>58,314</b>                                   | <b>30,042</b>    | <b>28,272</b>      | <b>1,094</b> | <b>531</b>       | <b>563</b>         | <b>50</b>                                       | <b>18</b>        | <b>32</b>          | <b>2</b>              | <b>2</b>         | <b>0</b>           |
| MENOS DE 1 LB - LESS THAN 1 POUND | 11            | 7                | 4                  | 6                                               | 5                | 1                  | 5            | 2                | 3                  | 0                                               | 0                | 0                  | 0                     | 0                | 0                  |
| 1 LB - 2 LBS 3 OZ                 | 353           | 184              | 169                | 292                                             | 160              | 132                | 46           | 20               | 26                 | 15                                              | 4                | 11                 | 0                     | 0                | 0                  |
| 2 LBS 4 OZ - 3 LBS 4 OZ           | 490           | 229              | 261                | 410                                             | 198              | 212                | 76           | 29               | 47                 | 4                                               | 2                | 2                  | 0                     | 0                | 0                  |
| 3 LBS 5 OZ - 4 LBS 6 OZ           | 1,111         | 547              | 564                | 904                                             | 454              | 450                | 189          | 85               | 104                | 18                                              | 8                | 10                 | 0                     | 0                | 0                  |
| 4 LBS 7 OZ - 5 LBS 8 OZ           | 4,458         | 2,122            | 2,336              | 4,047                                           | 1,920            | 2,127              | 398          | 197              | 201                | 11                                              | 3                | 8                  | 2                     | 2                | 0                  |
| 5 LBS 9 OZ - 6 LBS 9 OZ           | 16,058        | 7,282            | 8,776              | 15,754                                          | 7,129            | 8,625              | 302          | 152              | 150                | 2                                               | 1                | 1                  | 0                     | 0                | 0                  |
| 6 LBS 10 OZ - 7 LBS 11 OZ         | 23,886        | 12,379           | 11,507             | 23,816                                          | 12,337           | 11,479             | 70           | 42               | 28                 | 0                                               | 0                | 0                  | 0                     | 0                | 0                  |
| 7 LBS 12 OZ - 8 LBS 13 OZ         | 10,847        | 6,335            | 4,512              | 10,841                                          | 6,331            | 4,510              | 6            | 4                | 2                  | 0                                               | 0                | 0                  | 0                     | 0                | 0                  |
| 8 LBS 14 OZ - 9 LBS 14 OZ         | 1,970         | 1,313            | 657                | 1,970                                           | 1,313            | 657                | 0            | 0                | 0                  | 0                                               | 0                | 0                  | 0                     | 0                | 0                  |
| 9 LBS 15 OZ - 11 LBS              | 245           | 173              | 72                 | 245                                             | 173              | 72                 | 0            | 0                | 0                  | 0                                               | 0                | 0                  | 0                     | 0                | 0                  |
| 11 LBS 1 OZ Y MAS                 | 14            | 12               | 2                  | 14                                              | 12               | 2                  | 0            | 0                | 0                  | 0                                               | 0                | 0                  | 0                     | 0                | 0                  |
| NO ESPECIFICADO - UNSPECIFIED     | 17            | 10               | 7                  | 15                                              | 10               | 5                  | 2            | 0                | 2                  | 0                                               | 0                | 0                  | 0                     | 0                | 0                  |

MEDIANA DE PESO AL NACER - MEDIAN BIRTH WEIGHT 6 LBS 15 OZ

FUENTE: DEPARTAMENTO DE SALUD, SAPEESI, DIVISI3N DE ESTADÍSTICAS, SAN JUAN, PUERTO RICO.

SOURCE: DEPARTMENT OF HEALTH, ASPESIS, DIVISION OF STATISTICS, SAN JUAN, PUERTO RICO.



Tabla 19 - NACIMIENTOS VIVOS POR EDAD DE LA MADRE, PESO AL NACER Y ESTADO JURÍDICO  
 Table 19 - LIVE BIRTHS BY MOTHER'S AGE, BIRTH WEIGHT AND MARITAL STATUS  
 PUERTO RICO, 2000

**LEGALMENTE CASADOS - LEGALLY MARRIED**

Pag. 1 de 2

| PESO AL NACER<br>BIRTH WEIGHT                             | TOTAL         | EDAD DE LA MADRE - MOTHER'S AGE |           |           |            |            |            |             |             |             |             |             |            |           |           |
|-----------------------------------------------------------|---------------|---------------------------------|-----------|-----------|------------|------------|------------|-------------|-------------|-------------|-------------|-------------|------------|-----------|-----------|
|                                                           |               | 13                              | 14        | 15        | 16         | 17         | 18         | 19          | 20-24       | 25-29       | 30-34       | 35-39       | 40-44      | 45+       | NO ESPEC. |
| <b>TOTALES</b>                                            | <b>29,882</b> | <b>1</b>                        | <b>21</b> | <b>76</b> | <b>255</b> | <b>501</b> | <b>813</b> | <b>1109</b> | <b>8742</b> | <b>9393</b> | <b>6056</b> | <b>2481</b> | <b>416</b> | <b>17</b> | <b>1</b>  |
| MENOS DE 1 LB - LESS THAN 1 POUND                         | 7             | 0                               | 0         | 0         | 0          | 1          | 0          | 0           | 0           | 2           | 4           | 0           | 0          | 0         | 0         |
| 1 LB - 2 LBS 3 OZ                                         | 166           | 0                               | 0         | 0         | 3          | 0          | 3          | 4           | 44          | 43          | 39          | 27          | 3          | 0         | 0         |
| 2 LBS 4 OZ - 3 LBS 4 OZ                                   | 221           | 0                               | 0         | 1         | 4          | 4          | 8          | 7           | 48          | 72          | 42          | 24          | 11         | 0         | 0         |
| 3 LBS 5 OZ - 4 LBS 6 OZ                                   | 498           | 0                               | 0         | 0         | 3          | 7          | 16         | 17          | 142         | 150         | 102         | 48          | 13         | 0         | 0         |
| 4 LBS 7 OZ - 5 LBS 8 OZ                                   | 2,010         | 0                               | 1         | 8         | 26         | 41         | 77         | 110         | 634         | 563         | 370         | 154         | 25         | 0         | 1         |
| 5 LBS 9 OZ - 6 LBS 9 OZ                                   | 7,652         | 1                               | 7         | 32        | 78         | 155        | 236        | 313         | 2383        | 2354        | 1425        | 566         | 97         | 5         | 0         |
| 6 LBS 10 OZ - 7 LBS 11 OZ                                 | 12,184        | 0                               | 9         | 24        | 109        | 210        | 327        | 462         | 3591        | 3842        | 2467        | 969         | 167        | 7         | 0         |
| 7 LBS 12 OZ - 8 LBS 13 OZ                                 | 5,895         | 0                               | 3         | 10        | 31         | 74         | 123        | 165         | 1584        | 1945        | 1313        | 563         | 82         | 2         | 0         |
| 8 LBS 14 OZ - 9 LBS 14 OZ                                 | 1,107         | 0                               | 1         | 1         | 1          | 9          | 21         | 28          | 282         | 382         | 249         | 115         | 15         | 3         | 0         |
| 9 LBS 15 OZ - 11 LBS                                      | 130           | 0                               | 0         | 0         | 0          | 0          | 2          | 3           | 29          | 37          | 42          | 15          | 2          | 0         | 0         |
| 11 LBS 1 OZ Y MAS                                         | 7             | 0                               | 0         | 0         | 0          | 0          | 0          | 0           | 2           | 3           | 2           | 0           | 0          | 0         | 0         |
| NO ESPECIFICADO - UNSPECIFIED                             | 5             | 0                               | 0         | 0         | 0          | 0          | 0          | 0           | 3           | 0           | 1           | 0           | 1          | 0         | 0         |
| MEDIANA DE PESO AL NACER - MEDIAN BIRTH WEIGHT 7 LBS 0 OZ |               |                                 |           |           |            |            |            |             |             |             |             |             |            |           |           |

**VIVEN JUNTOS - NO LEGALMENTE CASADOS - LIVING TOGETHER BUT NOT LEGALLY MARRIED**

| PESO AL NACER<br>BIRTH WEIGHT                              | TOTAL         | EDAD DE LA MADRE - MOTHER'S AGE |            |            |            |             |             |             |             |             |             |            |            |          |           |
|------------------------------------------------------------|---------------|---------------------------------|------------|------------|------------|-------------|-------------|-------------|-------------|-------------|-------------|------------|------------|----------|-----------|
|                                                            |               | 13                              | 14         | 15         | 16         | 17          | 18          | 19          | 20-24       | 25-29       | 30-34       | 35-39      | 40-44      | 45+      | NO ESPEC. |
| <b>TOTALES</b>                                             | <b>20,507</b> | <b>20</b>                       | <b>123</b> | <b>442</b> | <b>785</b> | <b>1157</b> | <b>1555</b> | <b>1649</b> | <b>7447</b> | <b>4124</b> | <b>2011</b> | <b>925</b> | <b>226</b> | <b>8</b> | <b>35</b> |
| MENOS DE 1 LB - LESS THAN 1 POUND                          | 2             | 0                               | 0          | 0          | 0          | 0           | 0           | 0           | 0           | 2           | 0           | 0          | 0          | 0        | 0         |
| 1 LB - 2 LBS 3 OZ                                          | 135           | 1                               | 2          | 3          | 9          | 9           | 10          | 9           | 38          | 22          | 17          | 7          | 3          | 0        | 5         |
| 2 LBS 4 OZ - 3 LBS 4 OZ                                    | 178           | 0                               | 0          | 5          | 11         | 15          | 12          | 16          | 52          | 29          | 23          | 10         | 4          | 0        | 1         |
| 3 LBS 5 OZ - 4 LBS 6 OZ                                    | 418           | 0                               | 5          | 14         | 26         | 22          | 34          | 31          | 137         | 73          | 42          | 24         | 7          | 0        | 3         |
| 4 LBS 7 OZ - 5 LBS 8 OZ                                    | 1,691         | 3                               | 16         | 51         | 87         | 109         | 125         | 154         | 556         | 326         | 159         | 77         | 25         | 1        | 2         |
| 5 LBS 9 OZ - 6 LBS 9 OZ                                    | 5,846         | 7                               | 43         | 156        | 235        | 386         | 477         | 503         | 2121        | 1078        | 539         | 238        | 52         | 1        | 10        |
| 6 LBS 10 OZ - 7 LBS 11 OZ                                  | 8,063         | 8                               | 42         | 149        | 312        | 440         | 629         | 645         | 3057        | 1645        | 723         | 321        | 77         | 3        | 12        |
| 7 LBS 12 OZ - 8 LBS 13 OZ                                  | 3,457         | 1                               | 13         | 53         | 94         | 149         | 237         | 249         | 1259        | 781         | 391         | 179        | 47         | 2        | 2         |
| 8 LBS 14 OZ - 9 LBS 14 OZ                                  | 628           | 0                               | 2          | 10         | 10         | 21          | 26          | 39          | 209         | 149         | 97          | 54         | 10         | 1        | 0         |
| 9 LBS 15 OZ - 11 LBS                                       | 79            | 0                               | 0          | 0          | 1          | 3           | 5           | 2           | 18          | 17          | 20          | 12         | 1          | 0        | 0         |
| 11 LBS 1 OZ Y MAS                                          | 5             | 0                               | 0          | 0          | 0          | 1           | 0           | 1           | 0           | 1           | 0           | 2          | 0          | 0        | 0         |
| NO ESPECIFICADO - UNSPECIFIED                              | 5             | 0                               | 0          | 1          | 0          | 2           | 0           | 0           | 0           | 1           | 0           | 1          | 0          | 0        | 0         |
| MEDIANA DE PESO AL NACER - MEDIAN BIRTH WEIGHT 6 LBS 14 OZ |               |                                 |            |            |            |             |             |             |             |             |             |            |            |          |           |

Tabla 19 - NACIMIENTOS VIVOS POR EDAD DE LA MADRE, PESO AL NACER Y ESTADO JURÍDICO  
 Table 19 - LIVE BIRTHS BY MOTHER'S AGE, BIRTH WEIGHT AND MARITAL STATUS  
 PUERTO RICO, 2000

NO VIVEN JUNTOS - NO LEGALMENTE CASADOS - SEPARATE AND NOT LEGALLY MARRIED

Pag. 2 de 2

| PESO AL NACER<br>BIRTH WEIGHT                              | TOTAL        | EDAD DE LA MADRE - MOTHER'S AGE |           |            |            |            |            |            |             |             |            |            |            |          |           |
|------------------------------------------------------------|--------------|---------------------------------|-----------|------------|------------|------------|------------|------------|-------------|-------------|------------|------------|------------|----------|-----------|
|                                                            |              | <14                             | 14        | 15         | 16         | 17         | 18         | 19         | 20-24       | 25-29       | 30-34      | 35-39      | 40-44      | 45 +     | NO ESPEC. |
| <b>TOTALES</b>                                             | <b>9,066</b> | <b>27</b>                       | <b>80</b> | <b>241</b> | <b>426</b> | <b>607</b> | <b>677</b> | <b>823</b> | <b>3233</b> | <b>1635</b> | <b>835</b> | <b>356</b> | <b>106</b> | <b>4</b> | <b>16</b> |
| MENOS DE 1 LB - LESS THAN 1 POUND                          | 2            | 0                               | 1         | 0          | 0          | 0          | 0          | 1          | 0           | 0           | 0          | 0          | 0          | 0        | 0         |
| 1 LB - 2 LBS 3 OZ                                          | 52           | 1                               | 2         | 1          | 3          | 3          | 1          | 6          | 12          | 14          | 3          | 2          | 2          | 0        | 2         |
| 2 LBS 4 OZ - 3 LBS 4 OZ                                    | 90           | 0                               | 0         | 6          | 7          | 9          | 9          | 8          | 23          | 15          | 7          | 4          | 1          | 1        | 0         |
| 3 LBS 5 OZ - 4 LBS 6 OZ                                    | 194          | 0                               | 1         | 5          | 12         | 22         | 16         | 17         | 57          | 30          | 20         | 11         | 3          | 0        | 0         |
| 4 LBS 7 OZ - 5 LBS 8 OZ                                    | 757          | 3                               | 8         | 30         | 37         | 59         | 53         | 77         | 264         | 99          | 77         | 40         | 7          | 1        | 2         |
| 5 LBS 9 OZ - 6 LBS 9 OZ                                    | 2,559        | 10                              | 24        | 72         | 127        | 155        | 224        | 239        | 914         | 466         | 221        | 69         | 35         | 0        | 3         |
| 6 LBS 10 OZ - 7 LBS 11 OZ                                  | 3,639        | 11                              | 28        | 99         | 175        | 259        | 266        | 326        | 1366        | 625         | 296        | 147        | 33         | 1        | 7         |
| 7 LBS 12 OZ - 8 LBS 13 OZ                                  | 1,493        | 2                               | 15        | 25         | 56         | 89         | 98         | 127        | 502         | 315         | 174        | 66         | 21         | 1        | 2         |
| 8 LBS 14 OZ - 9 LBS 14 OZ                                  | 235          | 0                               | 1         | 2          | 9          | 11         | 10         | 18         | 80          | 60          | 27         | 14         | 3          | 0        | 0         |
| 9 LBS 15 OZ - 11 LBS                                       | 36           | 0                               | 0         | 1          | 0          | 0          | 0          | 4          | 12          | 7           | 9          | 2          | 1          | 0        | 0         |
| 11 LBS 1 OZ Y MAS                                          | 2            | 0                               | 0         | 0          | 0          | 0          | 0          | 0          | 2           | 0           | 0          | 0          | 0          | 0        | 0         |
| NO ESPECIFICADO - UNSPECIFIED                              | 7            | 0                               | 0         | 0          | 0          | 0          | 0          | 0          | 1           | 4           | 1          | 1          | 0          | 0        | 0         |
| MEDIANA DE PESO AL NACER - MEDIAN BIRTH WEIGHT 6 LBS 14 OZ |              |                                 |           |            |            |            |            |            |             |             |            |            |            |          |           |

NO ESPECIFICADO - UNSPECIFIED

| PESO AL NACER<br>BIRTH WEIGHT                             | TOTAL    | EDAD DE LA MADRE - MOTHER'S AGE |          |          |          |          |          |          |          |          |          |          |          |          |           |
|-----------------------------------------------------------|----------|---------------------------------|----------|----------|----------|----------|----------|----------|----------|----------|----------|----------|----------|----------|-----------|
|                                                           |          | <14                             | 14       | 15       | 16       | 17       | 18       | 19       | 20-24    | 25-29    | 30-34    | 35-39    | 40-44    | 45 +     | NO ESPEC. |
| <b>TOTALES</b>                                            | <b>5</b> | <b>0</b>                        | <b>0</b> | <b>0</b> | <b>1</b> | <b>0</b> | <b>0</b> | <b>1</b> | <b>1</b> | <b>0</b> | <b>0</b> | <b>0</b> | <b>0</b> | <b>0</b> | <b>2</b>  |
| MENOS DE 1 LB - LESS THAN 1 POUND                         | 0        | 0                               | 0        | 0        | 0        | 0        | 0        | 0        | 0        | 0        | 0        | 0        | 0        | 0        | 0         |
| 1 LB - 2 LBS 3 OZ                                         | 0        | 0                               | 0        | 0        | 0        | 0        | 0        | 0        | 0        | 0        | 0        | 0        | 0        | 0        | 0         |
| 2 LBS 4 OZ - 3 LBS 4 OZ                                   | 1        | 0                               | 0        | 0        | 1        | 0        | 0        | 0        | 0        | 0        | 0        | 0        | 0        | 0        | 0         |
| 3 LBS 5 OZ - 4 LBS 6 OZ                                   | 1        | 0                               | 0        | 0        | 0        | 0        | 0        | 0        | 0        | 0        | 0        | 0        | 0        | 0        | 1         |
| 4 LBS 7 OZ - 5 LBS 8 OZ                                   | 0        | 0                               | 0        | 0        | 0        | 0        | 0        | 0        | 0        | 0        | 0        | 0        | 0        | 0        | 0         |
| 5 LBS 9 OZ - 6 LBS 9 OZ                                   | 1        | 0                               | 0        | 0        | 0        | 0        | 0        | 0        | 0        | 0        | 0        | 0        | 0        | 0        | 1         |
| 6 LBS 10 OZ - 7 LBS 11 OZ                                 | 0        | 0                               | 0        | 0        | 0        | 0        | 0        | 0        | 0        | 0        | 0        | 0        | 0        | 0        | 0         |
| 7 LBS 12 OZ - 8 LBS 13 OZ                                 | 2        | 0                               | 0        | 0        | 0        | 0        | 0        | 1        | 1        | 0        | 0        | 0        | 0        | 0        | 0         |
| 8 LBS 14 OZ - 9 LBS 14 OZ                                 | 0        | 0                               | 0        | 0        | 0        | 0        | 0        | 0        | 0        | 0        | 0        | 0        | 0        | 0        | 0         |
| 9 LBS 15 OZ - 11 LBS                                      | 0        | 0                               | 0        | 0        | 0        | 0        | 0        | 0        | 0        | 0        | 0        | 0        | 0        | 0        | 0         |
| 11 LBS 1 OZ Y MAS                                         | 0        | 0                               | 0        | 0        | 0        | 0        | 0        | 0        | 0        | 0        | 0        | 0        | 0        | 0        | 0         |
| NO ESPECIFICADO - UNSPECIFIED                             | 0        | 0                               | 0        | 0        | 0        | 0        | 0        | 0        | 0        | 0        | 0        | 0        | 0        | 0        | 0         |
| MEDIANA DE PESO AL NACER - MEDIAN BIRTH WEIGHT 5 LBS 9 OZ |          |                                 |          |          |          |          |          |          |          |          |          |          |          |          |           |

FUENTE: DEPARTAMENTO DE SALUD, SAPEESI, DIVISIÓN DE ESTADÍSTICAS, SAN JUAN, PUERTO RICO.

SOURCE: DEPARTMENT OF HEALTH, ASPESIS, DIVISION OF STATISTICS, SAN JUAN, PUERTO RICO.

Tabla 20 - NACIMIENTOS VIVOS POR MÉTODO DEL PARTO Y ESTADO JURÍDICO  
 Table 20 - LIVE BIRTHS BY METHOD OF DELIVERY AND MARITAL STATUS  
 PUERTO RICO, 2000

| ESTADO JURÍDICO<br>MARITAL STATUS | TOTAL         | VAGINAL       |             | CESAREAS      |             |
|-----------------------------------|---------------|---------------|-------------|---------------|-------------|
|                                   |               | NÚMERO        | POR CIENTO  | NÚMERO        | POR CIENTO  |
| <b>TOTAL</b>                      | <b>59,460</b> | <b>36,192</b> | <b>60.9</b> | <b>23,268</b> | <b>39.1</b> |
| LEGALMENTE CASADOS (1)            | 29,882        | 16,966        | 56.8        | 12,916        | 43.2        |
| PADRES NO CASADOS (2)             | 20,507        | 13,202        | 64.4        | 7,305         | 35.6        |
| NO VIVEN JUNTOS (3)               | 9,066         | 6,019         | 66.4        | 3,047         | 33.6        |
| NO ESPECIFICADO                   | 5             | 5             | 100         | 0             | 0           |

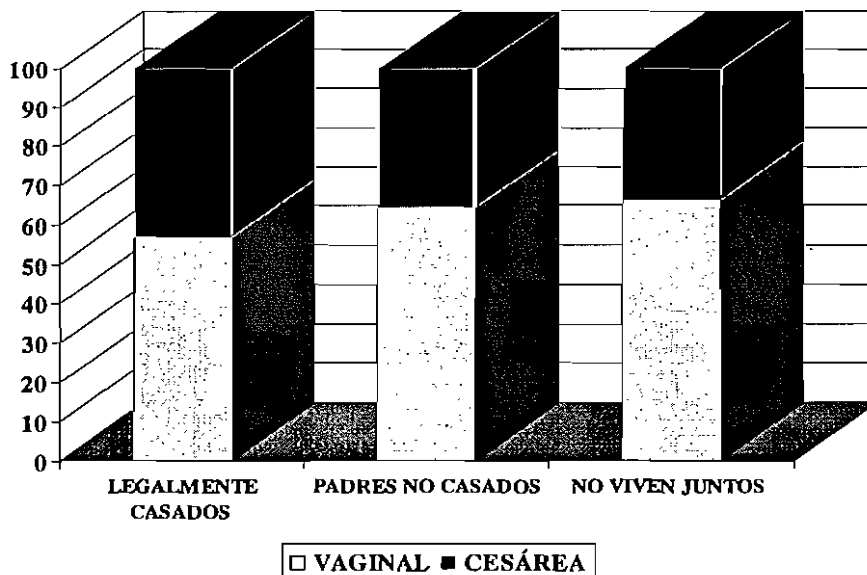
1/ BORN TO MARRIED MOTHERS

2/ AND 3/ BORN TO UNMARRIED MOTHERS

FUENTE: DEPARTAMENTO DE SALUD, SAPEESI, DIVISIÓN DE ESTADÍSTICAS, SAN JUAN, PUERTO RICO.

SOURCE: DEPARTMENT OF HEALTH, ASPESIS, DIVISION OF STATISTICS, SAN JUAN, PUERTO RICO.

Gráfica 9 - NACIMIENTOS VIVOS POR MÉTODO DEL PARTO Y ESTADO JURÍDICO  
 Chart 9 - LIVE BIRTHS BY DELIBERY METHOD AND MARITAL STATUS  
 PUERTO RICO, 2000



FUENTE: DEPARTAMENTO DE SALUD, SAPEESI, DIVISIÓN DE ESTADÍSTICAS, SAN JUAN, PUERTO RICO.  
 SOURCE: DEPARTMENT OF HEALTH, ASPESIS, DIVISION OF STATISTICS, SAN JUAN, PUERTO RICO.

Tabla 21 - NACIMIENTOS VIVOS POR SEXO, EDAD DE LA MADRE, ESTADO JURÍDICO Y POR CIENTO DE NO CASADOS  
 Table 21 - LIVE BIRTHS BY SEX, AGE OF MOTHER, MARITAL STATUS AND PERCENTAGE OF UNMARRIED  
 PUERTO RICO, 2000

| EDAD DE LA MADRE<br>MOTHER'S AGE | ESTADO JURIDICO - MARITAL STATUS |                  |                    |                                       |                  |                    |                                 |                  |                    |                             |                  |                    |                                |                  |                    | POR CIENTO<br>NO<br>CASADOS<br>%<br>UNMARRIED |
|----------------------------------|----------------------------------|------------------|--------------------|---------------------------------------|------------------|--------------------|---------------------------------|------------------|--------------------|-----------------------------|------------------|--------------------|--------------------------------|------------------|--------------------|-----------------------------------------------|
|                                  | TOTAL                            |                  |                    | LEGALMENTE CASADOS<br>LEGALLY MARRIED |                  |                    | VIVEN JUNTOS<br>LIVING TOGETHER |                  |                    | NO VIVEN JUNTOS<br>SEPARATE |                  |                    | NO ESPECIFICADO<br>UNSPECIFIED |                  |                    |                                               |
|                                  | TOTAL                            | Hombres<br>Males | Mujeres<br>Females | TOTAL                                 | Hombres<br>Males | Mujeres<br>Females | TOTAL                           | Hombres<br>Males | Mujeres<br>Females | TOTAL                       | Hombres<br>Males | Mujeres<br>Females | TOTAL                          | Hombres<br>Males | Mujeres<br>Females |                                               |
| <b>TOTAL</b>                     | 59,460                           | 30,593           | 28,867             | 29,882                                | 15,358           | 14,514             | 20,507                          | 10,584           | 9,923              | 9,066                       | 4,637            | 4,429              | 5                              | 4                | 1                  | 49.7                                          |
| <12                              | 1                                | 0                | 1                  | 0                                     | 0                | 0                  | 0                               | 0                | 0                  | 1                           | 0                | 1                  | 0                              | 0                | 0                  | 100.0                                         |
| 12                               | 3                                | 2                | 1                  | 0                                     | 0                | 0                  | 0                               | 0                | 0                  | 3                           | 2                | 1                  | 0                              | 0                | 0                  | 100.0                                         |
| 13                               | 44                               | 23               | 21                 | 1                                     | 1                | 0                  | 20                              | 11               | 9                  | 23                          | 11               | 12                 | 0                              | 0                | 0                  | 97.7                                          |
| 14                               | 224                              | 130              | 94                 | 21                                    | 10               | 11                 | 123                             | 72               | 51                 | 80                          | 48               | 32                 | 0                              | 0                | 0                  | 90.6                                          |
| 15                               | 759                              | 396              | 363                | 76                                    | 35               | 41                 | 442                             | 244              | 198                | 241                         | 117              | 124                | 0                              | 0                | 0                  | 90.0                                          |
| 16                               | 1,467                            | 769              | 698                | 255                                   | 137              | 118                | 785                             | 414              | 371                | 426                         | 218              | 208                | 1                              | 0                | 1                  | 82.5                                          |
| 17                               | 2,265                            | 1,183            | 1,082              | 501                                   | 271              | 230                | 1,157                           | 602              | 555                | 607                         | 310              | 297                | 0                              | 0                | 0                  | 77.9                                          |
| 18                               | 3,045                            | 1,565            | 1,480              | 813                                   | 417              | 396                | 1,555                           | 797              | 758                | 677                         | 351              | 326                | 0                              | 0                | 0                  | 73.3                                          |
| 19                               | 3,582                            | 1,822            | 1,760              | 1,109                                 | 555              | 554                | 1,649                           | 856              | 793                | 823                         | 410              | 413                | 1                              | 1                | 0                  | 69.0                                          |
| 20 - 24                          | 19,423                           | 10,005           | 9,418              | 8,742                                 | 4,451            | 4,291              | 7,447                           | 3,865            | 3,582              | 3,233                       | 1,688            | 1,545              | 1                              | 1                | 0                  | 55.0                                          |
| 25 - 29                          | 15,152                           | 7,806            | 7,346              | 9,393                                 | 4,888            | 4,505              | 4,124                           | 2,100            | 2,024              | 1,635                       | 818              | 817                | 0                              | 0                | 0                  | 38.0                                          |
| 30 - 34                          | 8,902                            | 4,515            | 4,387              | 6,056                                 | 3,102            | 2,954              | 2,011                           | 1,007            | 1,004              | 835                         | 406              | 429                | 0                              | 0                | 0                  | 32.0                                          |
| 35 - 39                          | 3,762                            | 1,974            | 1,788              | 2,481                                 | 1,298            | 1,183              | 925                             | 479              | 446                | 356                         | 197              | 159                | 0                              | 0                | 0                  | 34.1                                          |
| 40 - 44                          | 748                              | 362              | 366                | 416                                   | 196              | 220                | 226                             | 118              | 108                | 106                         | 48               | 58                 | 0                              | 0                | 0                  | 44.4                                          |
| 45 - 49                          | 29                               | 14               | 15                 | 17                                    | 7                | 10                 | 8                               | 4                | 4                  | 4                           | 3                | 1                  | 0                              | 0                | 0                  | 41.4                                          |
| 50 - 54                          | 0                                | 0                | 0                  | 0                                     | 0                | 0                  | 0                               | 0                | 0                  | 0                           | 0                | 0                  | 0                              | 0                | 0                  | 0.0                                           |
| 55 +                             | 0                                | 0                | 0                  | 0                                     | 0                | 0                  | 0                               | 0                | 0                  | 0                           | 0                | 0                  | 0                              | 0                | 0                  | 0.0                                           |
| NO ESPECIFICADA - UNKNOWN        | 54                               | 27               | 27                 | 1                                     | 0                | 1                  | 35                              | 15               | 20                 | 16                          | 10               | 6                  | 2                              | 2                | 0                  | 94.4                                          |

FUENTE: DEPARTAMENTO DE SALUD, SAPEESI, DIVISION DE ESTADÍSTICAS, SAN JUAN, PUERTO RICO.

SOURCE: DEPARTMENT OF HEALTH, ASPEESI, DIVISION OF STATISTICS, SAN JUAN, PUERTO RICO.

**Tabla 22 - NACIMIENTOS VIVOS POR MÉTODO DEL PARTO Y "APGAR SCORE"**  
**Table 22 - LIVE BIRTHS BY METHOD OF DELIVERY AND APGAR SCORE**  
**PUERTO RICO, 2000**

| APGAR SCORE                   | TOTAL         | VAGINAL       |             | CESAREAS      |             |
|-------------------------------|---------------|---------------|-------------|---------------|-------------|
|                               |               | NÚMERO        | POR CIENTO  | NÚMERO        | POR CIENTO  |
| <b>AL 1ER MINUTO (1 MIN.)</b> | <b>59,460</b> | <b>36,192</b> | <b>60.9</b> | <b>23,268</b> | <b>39.1</b> |
| 0                             | 40            | 29            | 72.5        | 11            | 27.5        |
| 1                             | 112           | 58            | 51.8        | 54            | 48.2        |
| 2                             | 95            | 50            | 52.6        | 45            | 47.4        |
| 3                             | 145           | 77            | 53.1        | 68            | 46.9        |
| 4                             | 214           | 99            | 46.3        | 115           | 53.7        |
| 5                             | 317           | 158           | 49.8        | 159           | 50.2        |
| 6                             | 828           | 431           | 52.1        | 397           | 47.9        |
| 7                             | 3,619         | 1,975         | 54.6        | 1,644         | 45.4        |
| 8                             | 46,712        | 29,392        | 62.9        | 17,320        | 37.1        |
| 9                             | 7,262         | 3,854         | 53.1        | 3,408         | 46.9        |
| 10                            | 65            | 25            | 38.5        | 40            | 61.5        |
| NO ESPECIF. - UNSPECIFIED     | 51            | 44            | 86.3        | 7             | 13.7        |
| <b>AL 5TO MINUTO (5 MIN.)</b> | <b>59,460</b> | <b>36,192</b> | <b>60.9</b> | <b>23,268</b> | <b>39.1</b> |
| 0                             | 74            | 55            | 74.3        | 19            | 25.7        |
| 1                             | 33            | 22            | 66.7        | 11            | 33.3        |
| 2                             | 25            | 15            | 60.0        | 10            | 40.0        |
| 3                             | 28            | 14            | 50.0        | 14            | 50.0        |
| 4                             | 45            | 23            | 51.1        | 22            | 48.9        |
| 5                             | 144           | 80            | 55.6        | 64            | 44.4        |
| 6                             | 170           | 87            | 51.2        | 83            | 48.8        |
| 7                             | 554           | 281           | 50.7        | 273           | 49.3        |
| 8                             | 2,711         | 1,430         | 52.7        | 1,281         | 47.3        |
| 9                             | 52,035        | 32,131        | 61.7        | 19,904        | 38.3        |
| 10                            | 3,591         | 2,011         | 56.0        | 1,580         | 44.0        |
| NO ESPECIF. - UNSPECIFIED     | 50            | 43            | 86.0        | 7             | 14.0        |

FUENTE: DEPARTAMENTO DE SALUD, SAPEESI, DIVISIÓN DE ESTADÍSTICAS, SAN JUAN, PUERTO RICO.

SOURCE: DEPARTMENT OF HEALTH, ASPESIS, DIVISION OF STATISTICS, SAN JUAN, PUERTO RICO.

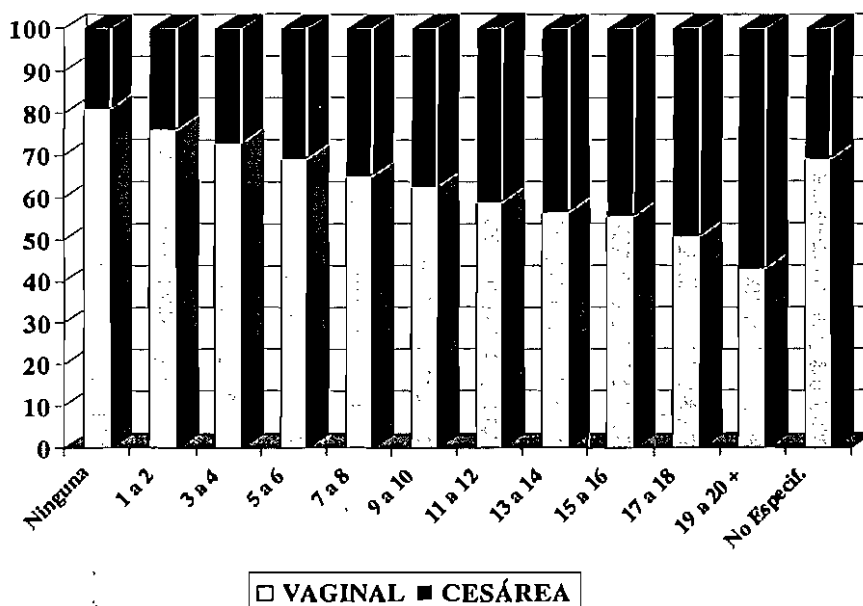
Table 23 - NACIMIENTOS VIVOS POR MÉTODO DEL PARTO Y NÚMERO DE VISITAS PRENATALES  
 Table 23 - LIVE BIRTHS BY METHOD OF DELIVERY AND NUMBER OF PRENATAL VISITS  
 PUERTO RICO, 2000

| VISITAS PRENATALES<br>PRENATAL VISITS | TOTAL         | VAGINAL       |             | CESAREAS      |             |
|---------------------------------------|---------------|---------------|-------------|---------------|-------------|
|                                       |               | NÚMERO        | POR CIENTO  | NÚMERO        | POR CIENTO  |
| <b>TOTAL</b>                          | <b>59,460</b> | <b>36,192</b> | <b>60.9</b> | <b>23,268</b> | <b>39.1</b> |
| NINGUNA - 0 VISITAS                   | 576           | 465           | 80.7        | 111           | 19.3        |
| 1 - 2 VISITAS                         | 518           | 393           | 75.9        | 125           | 24.1        |
| 3 - 4 VISITAS                         | 1,817         | 1,319         | 72.6        | 498           | 27.4        |
| 5 - 6 VISITAS                         | 4,380         | 3,022         | 69.0        | 1,358         | 31.0        |
| 7 - 8 VISITAS                         | 7,808         | 5,056         | 64.8        | 2,752         | 35.2        |
| 9 - 10 VISITAS                        | 15,851        | 9,881         | 62.3        | 5,970         | 37.7        |
| 11 - 12 VISITAS                       | 13,398        | 7,859         | 58.7        | 5,539         | 41.3        |
| 13 - 14 VISITAS                       | 6,824         | 3,832         | 56.2        | 2,992         | 43.8        |
| 15 - 16 VISITAS                       | 5,459         | 3,022         | 55.4        | 2,437         | 44.6        |
| 17 - 18 VISITAS                       | 1,517         | 766           | 50.5        | 751           | 49.5        |
| 19 - 20 VISITAS (O MAS)               | 1,254         | 537           | 42.8        | 717           | 57.2        |
| NO ESPECIF. - UNSPECIFIED             | 58            | 40            | 69.0        | 18            | 31.0        |

FUENTE: DEPARTAMENTO DE SALUD, SAPEESI, DIVISIÓN DE ESTADÍSTICAS, SAN JUAN, PUERTO RICO.

SOURCE: DEPARTMENT OF HEALTH, ASPESIS, DIVISION OF STATISTICS, SAN JUAN, PUERTO RICO.

Gráfica 10 - NACIMIENTOS VIVOS POR MÉTODO DEL PARTO Y NÚMERO DE VISITAS PRENATALES  
 Chart 10 - LIVE BIRTHS BY DELIVERY METHOD AND NUMBER OF PRENATAL VISITS  
 PUERTO RICO, 2000



FUENTE: DEPARTAMENTO DE SALUD, SAPEESI, DIVISIÓN DE ESTADÍSTICAS, SAN JUAN, PUERTO RICO.  
 SOURCE: DEPARTMENT OF HEALTH, ASPESIS, DIVISION OF STATISTICS, SAN JUAN, PUERTO RICO.

Tabla 24 - NACIMIENTOS VIVOS POR EDAD DE LA MADRE, MÉTODO DEL PARTO Y MES QUE COMENZÓ EL CUIDADO PRENATAL  
 Table 24 - LIVE BIRTHS BY AGE OF MOTHER, METHOD OF DELIVERY AND MONTH PRENATAL CARE BEGAN  
 PUERTO RICO, 2000

| EDAD DE LA MADRE Y<br>METODO DEL PARTO<br>AGE OF MOTHER AND<br>METHOD OF DELIVERY | MES EN QUE COMENZÓ EL CUIDADO PRENATAL - MONTH PRENATAL CARE BEGAN |              |               |               |              |              |              |            |            |            |            |              |
|-----------------------------------------------------------------------------------|--------------------------------------------------------------------|--------------|---------------|---------------|--------------|--------------|--------------|------------|------------|------------|------------|--------------|
|                                                                                   | TOTAL                                                              | 1ERO         | 2DO           | 3ERO          | 4TO          | 5TO          | 6TO          | 7MO        | 8VO        | 9NO        | NO<br>TUVO | NO<br>ESPEC. |
| <b>TOTAL - ALL AGES</b>                                                           | <b>59,460</b>                                                      | <b>8,822</b> | <b>24,260</b> | <b>13,156</b> | <b>6,246</b> | <b>3,179</b> | <b>1,576</b> | <b>825</b> | <b>480</b> | <b>148</b> | <b>556</b> | <b>212</b>   |
| < 15                                                                              | 272                                                                | 21           | 75            | 65            | 44           | 33           | 15           | 10         | 3          | 1          | 4          | 1            |
| 15 - 19                                                                           | 11,118                                                             | 1,151        | 3,468         | 2,871         | 1,664        | 915          | 472          | 229        | 123        | 35         | 154        | 36           |
| 15                                                                                | 759                                                                | 68           | 231           | 188           | 125          | 64           | 33           | 30         | 6          | 1          | 11         | 2            |
| 16                                                                                | 1,467                                                              | 137          | 403           | 396           | 244          | 145          | 67           | 25         | 15         | 5          | 26         | 4            |
| 17                                                                                | 2,265                                                              | 206          | 700           | 587           | 341          | 209          | 101          | 51         | 25         | 6          | 29         | 10           |
| 18                                                                                | 3,045                                                              | 321          | 973           | 800           | 431          | 245          | 123          | 63         | 32         | 9          | 42         | 6            |
| 19                                                                                | 3,582                                                              | 419          | 1,161         | 900           | 523          | 252          | 148          | 60         | 45         | 14         | 46         | 14           |
| 20 - 24                                                                           | 19,423                                                             | 2,750        | 7,451         | 4,467         | 2,234        | 1,177        | 573          | 318        | 158        | 53         | 185        | 57           |
| 25 - 29                                                                           | 15,152                                                             | 2,652        | 6,831         | 3,082         | 1,275        | 581          | 299          | 145        | 100        | 24         | 109        | 54           |
| 30 - 34                                                                           | 8,902                                                              | 1,519        | 4,283         | 1,742         | 691          | 285          | 141          | 75         | 56         | 15         | 56         | 39           |
| 35 - 39                                                                           | 3,762                                                              | 606          | 1,813         | 741           | 278          | 143          | 57           | 34         | 26         | 13         | 32         | 19           |
| 40 - 44                                                                           | 748                                                                | 117          | 316           | 170           | 56           | 36           | 14           | 11         | 13         | 6          | 7          | 2            |
| 45 +                                                                              | 29                                                                 | 3            | 14            | 8             | 0            | 3            | 0            | 0          | 0          | 0          | 1          | 0            |
| DESC. - UNKNOWN                                                                   | 54                                                                 | 3            | 9             | 10            | 4            | 6            | 5            | 3          | 1          | 1          | 8          | 4            |
| <b>PARTO VAGINAL-VAGINAL</b>                                                      | <b>36,192</b>                                                      | <b>4,948</b> | <b>14,216</b> | <b>8,214</b>  | <b>4,035</b> | <b>2,118</b> | <b>1,075</b> | <b>573</b> | <b>354</b> | <b>87</b>  | <b>449</b> | <b>123</b>   |
| < 15                                                                              | 196                                                                | 12           | 60            | 46            | 30           | 21           | 12           | 7          | 3          | 1          | 4          | 0            |
| 15 - 19                                                                           | 7,699                                                              | 784          | 2,356         | 1,990         | 1,149        | 637          | 342          | 165        | 103        | 25         | 125        | 23           |
| 15                                                                                | 538                                                                | 51           | 162           | 131           | 90           | 42           | 26           | 20         | 6          | 0          | 9          | 1            |
| 16                                                                                | 1,024                                                              | 98           | 276           | 272           | 164          | 107          | 52           | 18         | 12         | 5          | 16         | 4            |
| 17                                                                                | 1,570                                                              | 147          | 468           | 408           | 238          | 144          | 74           | 39         | 21         | 4          | 22         | 5            |
| 18                                                                                | 2,119                                                              | 223          | 661           | 568           | 291          | 172          | 83           | 48         | 28         | 5          | 35         | 5            |
| 19                                                                                | 2,448                                                              | 265          | 789           | 611           | 366          | 172          | 107          | 40         | 36         | 11         | 43         | 8            |
| 20 - 24                                                                           | 12,612                                                             | 1,678        | 4,768         | 2,890         | 1,501        | 820          | 390          | 225        | 122        | 30         | 150        | 38           |
| 25 - 29                                                                           | 8,804                                                              | 1,414        | 3,856         | 1,878         | 792          | 374          | 202          | 102        | 64         | 13         | 82         | 27           |
| 30 - 34                                                                           | 4,697                                                              | 745          | 2,189         | 941           | 388          | 178          | 91           | 49         | 42         | 7          | 47         | 20           |
| 35 - 39                                                                           | 1,779                                                              | 259          | 838           | 370           | 145          | 65           | 31           | 15         | 13         | 7          | 26         | 10           |
| 40 - 44                                                                           | 357                                                                | 55           | 141           | 86            | 27           | 18           | 5            | 8          | 6          | 3          | 6          | 2            |
| 45 +                                                                              | 10                                                                 | 1            | 4             | 4             | 0            | 0            | 0            | 0          | 0          | 0          | 1          | 0            |
| DESC. - UNKNOWN                                                                   | 38                                                                 | 0            | 4             | 9             | 3            | 5            | 2            | 2          | 1          | 1          | 8          | 3            |
| <b>CESÁREA - CAESAREAN</b>                                                        | <b>23,268</b>                                                      | <b>3,874</b> | <b>10,044</b> | <b>4,942</b>  | <b>2,211</b> | <b>1,061</b> | <b>501</b>   | <b>252</b> | <b>126</b> | <b>61</b>  | <b>107</b> | <b>89</b>    |
| < 15                                                                              | 76                                                                 | 9            | 15            | 19            | 14           | 12           | 3            | 3          | 0          | 0          | 0          | 1            |
| 15 - 19                                                                           | 3,419                                                              | 367          | 1,112         | 881           | 515          | 278          | 130          | 64         | 20         | 10         | 29         | 13           |
| 15                                                                                | 221                                                                | 17           | 69            | 57            | 35           | 22           | 7            | 10         | 0          | 1          | 2          | 1            |
| 16                                                                                | 443                                                                | 39           | 127           | 124           | 80           | 38           | 15           | 7          | 3          | 0          | 10         | 0            |
| 17                                                                                | 695                                                                | 59           | 232           | 179           | 103          | 65           | 27           | 12         | 4          | 2          | 7          | 5            |
| 18                                                                                | 926                                                                | 98           | 312           | 232           | 140          | 73           | 40           | 15         | 4          | 4          | 7          | 1            |
| 19                                                                                | 1,134                                                              | 154          | 372           | 289           | 157          | 80           | 41           | 20         | 9          | 3          | 3          | 6            |
| 20 - 24                                                                           | 6,811                                                              | 1,072        | 2,683         | 1,577         | 733          | 357          | 183          | 93         | 36         | 23         | 35         | 19           |
| 25 - 29                                                                           | 6,348                                                              | 1,238        | 2,975         | 1,204         | 483          | 207          | 97           | 43         | 36         | 11         | 27         | 27           |
| 30 - 34                                                                           | 4,205                                                              | 774          | 2,094         | 801           | 303          | 107          | 50           | 26         | 14         | 8          | 9          | 19           |
| 35 - 39                                                                           | 1,983                                                              | 347          | 975           | 371           | 133          | 78           | 26           | 19         | 13         | 6          | 6          | 9            |
| 40 - 44                                                                           | 391                                                                | 62           | 175           | 84            | 29           | 18           | 9            | 3          | 7          | 3          | 1          | 0            |
| 45 +                                                                              | 19                                                                 | 2            | 10            | 4             | 0            | 3            | 0            | 0          | 0          | 0          | 0          | 0            |
| DESC. - UNKNOWN                                                                   | 16                                                                 | 3            | 5             | 1             | 1            | 1            | 3            | 1          | 0          | 0          | 0          | 1            |

FUENTE: DEPARTAMENTO DE SALUD, SAPEESI, DIVISIÓN DE ESTADÍSTICAS, SAN JUAN, PR.

SOURCE: DEPARTMENT OF HEALTH, ASPESIS, DIVISION OF STATISTICS, SAN JUAN, PR.

Tabla 25 - NACIMIENTOS VIVOS POR EL MES DEL EMBARAZO EN QUE COMENZÓ EL CUIDADO PRENATAL Y NÚMERO DE VISITAS PRENATALES

Table 25 - LIVE BIRTHS BY MONTH PRENATAL CARE BEGAN AND NUMBER OF PRENATAL CARE VISITS  
PUERTO RICO, 2000

| MES EN QUE COMENZÓ EL CUIDADO PRENATAL<br>MONTH PRENATAL CARE BEGAN | VISITAS PRENATALES - PRENATAL CARE VISITS |            |              |               |               |              |            |                    |
|---------------------------------------------------------------------|-------------------------------------------|------------|--------------|---------------|---------------|--------------|------------|--------------------|
|                                                                     | TOTAL                                     | 0          | < 5          | 5 - 9         | 10 - 14       | 15 - 19      | 20 +       | SIN ESPEC. UNSPEC. |
| <b>TOTAL</b>                                                        | <b>59,460</b>                             | <b>576</b> | <b>2,335</b> | <b>16,150</b> | <b>32,110</b> | <b>7,263</b> | <b>967</b> | <b>59</b>          |
| NO TUVO - WITHOUT                                                   | 556                                       | 552        | 0            | 0             | 0             | 0            | 0          | 4                  |
| 1ER MES - 1ST MONTH                                                 | 8,819                                     | 0          | 82           | 1,334         | 5,434         | 1,714        | 253        | 2                  |
| 2DO MES - 2ND MONTH                                                 | 24,253                                    | 0          | 299          | 4,174         | 15,531        | 3,704        | 542        | 3                  |
| 3ER MES - 3RD MONTH                                                 | 13,155                                    | 0          | 284          | 4,155         | 7,175         | 1,414        | 119        | 8                  |
| 4TO MES - 4TH MONTH                                                 | 6,243                                     | 0          | 321          | 3,002         | 2,674         | 221          | 23         | 2                  |
| 5TO MES - 5TH MONTH                                                 | 3,178                                     | 0          | 368          | 1,925         | 792           | 84           | 9          | 2                  |
| 6TO MES - 6TH MONTH                                                 | 1,575                                     | 0          | 368          | 912           | 246           | 44           | 4          | 1                  |
| 7MO MES - 7TH MONTH                                                 | 825                                       | 0          | 289          | 424           | 89            | 19           | 4          | 0                  |
| 8VO MES - 8TH MONTH                                                 | 478                                       | 0          | 249          | 143           | 58            | 22           | 6          | 0                  |
| 9NO MES - 9TH MONTH                                                 | 148                                       | 0          | 62           | 31            | 39            | 14           | 2          | 0                  |
| NO ESPECIFICADO - UNSPECIFIED                                       | 230                                       | 24         | 15           | 50            | 72            | 27           | 5          | 37                 |

FUENTE: DEPARTAMENTO DE SALUD, SAPEESI, DIVISIÓN DE ESTADÍSTICAS, SAN JUAN, PUERTO RICO.

SOURCE: DEPARTMENT OF HEALTH, ASPESIS, DIVISION OF STATISTICS, SAN JUAN, PUERTO RICO.

Tabla 26 - NACIMIENTOS VIVOS POR NÚMERO DE VISITAS PRENATALES Y EDAD DE LA MADRE

Table 26 - LIVE BIRTHS BY TOTAL NUMBER OF PRENATAL CARE VISITS AND MOTHER'S AGE  
PUERTO RICO, 2000

| EDAD DE LA MADRE<br>MOTHER'S AGE       | VISITAS PRENATALES - PRENATAL CARE VISITS |            |              |               |               |              |            |                    |
|----------------------------------------|-------------------------------------------|------------|--------------|---------------|---------------|--------------|------------|--------------------|
|                                        | TOTAL                                     | 0          | < 5          | 5 - 9         | 10 - 14       | 15 - 19      | 20 +       | SIN ESPEC. UNSPEC. |
| <b>TOTAL</b>                           | <b>59,460</b>                             | <b>576</b> | <b>2,335</b> | <b>16,150</b> | <b>32,111</b> | <b>7,263</b> | <b>967</b> | <b>58</b>          |
| < 12 AÑOS                              | 1                                         | 0          | 0            | 1             | 0             | 0            | 0          | 0                  |
| 12                                     | 3                                         | 0          | 1            | 2             | 0             | 0            | 0          | 0                  |
| 13                                     | 44                                        | 0          | 2            | 25            | 16            | 1            | 0          | 0                  |
| 14                                     | 224                                       | 4          | 15           | 93            | 95            | 15           | 1          | 1                  |
| 15                                     | 759                                       | 11         | 44           | 302           | 356           | 41           | 3          | 2                  |
| 16                                     | 1,467                                     | 27         | 85           | 598           | 673           | 78           | 5          | 1                  |
| 17                                     | 2,265                                     | 30         | 142          | 853           | 1,099         | 129          | 8          | 4                  |
| 18                                     | 3,045                                     | 43         | 183          | 1,132         | 1,496         | 182          | 7          | 2                  |
| 19                                     | 3,582                                     | 48         | 210          | 1,234         | 1,804         | 260          | 22         | 4                  |
| 20-24                                  | 19,423                                    | 186        | 879          | 5,931         | 10,334        | 1,870        | 210        | 13                 |
| 25-29                                  | 15,152                                    | 117        | 428          | 3,316         | 8,608         | 2,353        | 319        | 11                 |
| 30-34                                  | 8,902                                     | 60         | 214          | 1,726         | 5,118         | 1,531        | 243        | 10                 |
| 35-39                                  | 3,762                                     | 33         | 88           | 735           | 2,090         | 689          | 121        | 6                  |
| 40-44                                  | 748                                       | 8          | 33           | 177           | 393           | 110          | 26         | 1                  |
| 45-49                                  | 29                                        | 1          | 0            | 5             | 17            | 4            | 2          | 0                  |
| 50-54                                  | 0                                         | 0          | 0            | 0             | 0             | 0            | 0          | 0                  |
| 55+                                    | 0                                         | 0          | 0            | 0             | 0             | 0            | 0          | 0                  |
| EDAD NO ESPECIFICADA - UNSPECIFIED AGE | 54                                        | 8          | 11           | 20            | 12            | 0            | 0          | 3                  |

FUENTE: DEPARTAMENTO DE SALUD, SAPEESI, DIVISIÓN DE ESTADÍSTICAS, SAN JUAN, PUERTO RICO.

SOURCE: DEPARTMENT OF HEALTH, ASPESIS, DIVISION OF STATISTICS, SAN JUAN, PUERTO RICO.



Tabla 27 - NACIMIENTOS VIVOS POR NÚMERO DE VISITAS PRENATALES Y ESTADO JURÍDICO DE LA MADRE  
 Table 27 - LIVE BIRTHS BY TOTAL NUMBER OF PRENATAL CARE VISITS AND MARITAL STATUS  
 PUERTO RICO, 2000

| VISITAS<br>PRENATALES<br>PRENATAL CARE<br>VISITS | TOTAL         | LEGÍTIMOS 1/   | NO ESTAN CASADOS<br>PERO VIVEN JUNTOS 2/ | NO VIVEN<br>JUNTOS 3/     | NO ESPEC. 4/ |
|--------------------------------------------------|---------------|----------------|------------------------------------------|---------------------------|--------------|
|                                                  |               | LEGITIMATES 1/ | NOT MARRIED BUT<br>LIVING TOGETHER 2/    | NOT LIVING<br>TOGETHER 3/ | UNSPEC. 4/   |
| <b>TOTAL</b>                                     | <b>59,460</b> | <b>29,882</b>  | <b>20,507</b>                            | <b>9,066</b>              | <b>5</b>     |
| 0                                                | 576           | 63             | 274                                      | 237                       | 2            |
| <5                                               | 2,335         | 520            | 1,143                                    | 671                       | 1            |
| 5 - 9                                            | 16,150        | 5,999          | 6,950                                    | 3,201                     | 0            |
| 10 - 14                                          | 32,111        | 17,772         | 10,175                                   | 4,163                     | 1            |
| 15 - 19                                          | 7,263         | 4,825          | 1,742                                    | 696                       | 0            |
| 20 +                                             | 967           | 684            | 200                                      | 83                        | 0            |
| NO ESPECIFICADO - UNSPECIFIED                    | 58            | 19             | 23                                       | 15                        | 1            |

1/ MOTHER LEGALLY MARRIED

2/ PARENTS LIVING CONSENSUALLY

3/ MOTHER UNMARRIED

4/ STATUS UNKNOWN

FUENTE: DEPARTAMENTO DE SALUD, SAPEESI, DIVISIÓN DE ESTADÍSTICAS, SAN JUAN, PUERTO RICO.

SOURCE: DEPARTMENT OF HEALTH, ASPESIS, DIVISION OF STATISTICS, SAN JUAN, PUERTO RICO.

Tabla 28 - NACIMIENTOS VIVOS POR NÚMERO DE VISITAS PRENATALES Y EDAD DE LA MADRE  
 Table 28 - LIVE BIRTHS BY TOTAL NUMBER OF PRENATAL CARE VISITS AND MOTHER'S AGE  
 PUERTO RICO, 2000

| EDAD DE LA MADRE<br>MOTHER'S AGE          | VISITAS PRENATALES - PRENATAL CARE VISITS |            |              |               |               |              |            |                       |
|-------------------------------------------|-------------------------------------------|------------|--------------|---------------|---------------|--------------|------------|-----------------------|
|                                           | TOTAL                                     | 0          | < 5          | 5 - 9         | 10 - 14       | 15 - 19      | 20 +       | SIN ESPEC.<br>UNSPEC. |
| <b>TOTAL</b>                              | <b>59,460</b>                             | <b>576</b> | <b>2,335</b> | <b>16,150</b> | <b>32,111</b> | <b>7,263</b> | <b>967</b> | <b>58</b>             |
| < 12 AÑOS                                 | 1                                         | 0          | 0            | 1             | 0             | 0            | 0          | 0                     |
| 12                                        | 3                                         | 0          | 1            | 2             | 0             | 0            | 0          | 0                     |
| 13                                        | 44                                        | 0          | 2            | 25            | 16            | 1            | 0          | 0                     |
| 14                                        | 224                                       | 4          | 15           | 93            | 95            | 15           | 1          | 1                     |
| 15                                        | 759                                       | 11         | 44           | 302           | 356           | 41           | 3          | 2                     |
| 16                                        | 1,467                                     | 27         | 85           | 598           | 673           | 78           | 5          | 1                     |
| 17                                        | 2,265                                     | 30         | 142          | 853           | 1,099         | 129          | 8          | 4                     |
| 18                                        | 3,045                                     | 43         | 183          | 1,132         | 1,496         | 182          | 7          | 2                     |
| 19                                        | 3,582                                     | 48         | 210          | 1,234         | 1,804         | 260          | 22         | 4                     |
| 20-24                                     | 19,423                                    | 186        | 879          | 5,931         | 10,334        | 1,870        | 210        | 13                    |
| 25-29                                     | 15,152                                    | 117        | 428          | 3,316         | 8,608         | 2,353        | 319        | 11                    |
| 30-34                                     | 8,902                                     | 60         | 214          | 1,726         | 5,118         | 1,531        | 243        | 10                    |
| 35-39                                     | 3,762                                     | 33         | 88           | 735           | 2,090         | 689          | 121        | 6                     |
| 40-44                                     | 748                                       | 8          | 33           | 177           | 393           | 110          | 26         | 1                     |
| 45-49                                     | 29                                        | 1          | 0            | 5             | 17            | 4            | 2          | 0                     |
| 50-54                                     | 0                                         | 0          | 0            | 0             | 0             | 0            | 0          | 0                     |
| 55+                                       | 0                                         | 0          | 0            | 0             | 0             | 0            | 0          | 0                     |
| EDAD NO ESPECIFICADA -<br>UNSPECIFIED AGE | 54                                        | 8          | 11           | 20            | 12            | 0            | 0          | 3                     |

FUENTE: DEPARTAMENTO DE SALUD, SAPEESI, DIVISIÓN DE ESTADÍSTICAS, SAN JUAN, PUERTO RICO.

SOURCE: DEPARTMENT OF HEALTH, ASPESIS, DIVISION OF STATISTICS, SAN JUAN, PUERTO RICO.

Tabla 29 - NACIMIENTOS VIVOS POR NÚMERO DE VISITAS PRENATALES Y ESCOLARIDAD DE LA MADRE  
 Table 29 - LIVE BIRTHS BY TOTAL OF NUMBER OF PRENATAL VISITS AND MOTHER'S EDUCATION  
 PUERTO RICO, 2000

| EDUCACION DE<br>LA MADRE 1/<br>EDUCATION OF MOTHER | VISITAS PRENATALES - TOTAL PRENATAL VISITS |            |              |               |               |              |            |                       |
|----------------------------------------------------|--------------------------------------------|------------|--------------|---------------|---------------|--------------|------------|-----------------------|
|                                                    | TOTAL                                      | 0          | <5           | 5 - 9         | 10 - 14       | 15 - 19      | 20 +       | SIN ESPEC.<br>UNSPEC. |
| <b>TOTAL</b>                                       | <b>59,460</b>                              | <b>576</b> | <b>2,335</b> | <b>16,150</b> | <b>32,111</b> | <b>7,263</b> | <b>967</b> | <b>58</b>             |
| 0                                                  | 24                                         | 4          | 3            | 5             | 9             | 3            | 0          | 0                     |
| 1 - 3                                              | 171                                        | 9          | 18           | 66            | 68            | 9            | 1          | 0                     |
| 4 - 6                                              | 1,053                                      | 45         | 119          | 406           | 426           | 53           | 2          | 2                     |
| 7 - 9                                              | 7,195                                      | 198        | 633          | 2,819         | 3,128         | 377          | 30         | 10                    |
| 10 - 11                                            | 6,855                                      | 95         | 452          | 2,625         | 3,199         | 443          | 28         | 13                    |
| 12                                                 | 17,640                                     | 144        | 677          | 5,378         | 9,582         | 1,672        | 172        | 15                    |
| 13 - 15                                            | 13,959                                     | 51         | 306          | 3,101         | 8,206         | 2,005        | 284        | 6                     |
| 16                                                 | 10,269                                     | 13         | 88           | 1,442         | 6,191         | 2,165        | 365        | 5                     |
| 17+                                                | 2,114                                      | 3          | 24           | 249           | 1,233         | 521          | 82         | 2                     |
| NO ESPECIFICADO - UNSPECIFIED                      | 180                                        | 14         | 15           | 59            | 69            | 15           | 3          | 5                     |

1/ HIGHEST GRADE COMPLETED

FUENTE: DEPARTAMENTO DE SALUD, SAPEESI, DIVISIÓN DE ESTADÍSTICAS, SAN JUAN, PUERTO RICO.

SOURCE: DEPARTMENT OF HEALTH, ASPESIS, DIVISION OF STATISTICS, SAN JUAN, PUERTO RICO.

Tabla 30 - NACIMIENTOS VIVOS POR MUNICIPIO DE RESIDENCIA Y SEXO  
 Table 30 - LIVE BIRTHS BY MUNICIPALITY OF RESIDENCE AND SEX  
 PUERTO RICO, 2000

| MUNICIPIOS<br>MUNICIPALITIES | AMBOS SEXOS<br>BOTH SEXES | HOMBRES<br>MALES | MUJERES<br>FEMALES | RAZÓN DE SEXO<br>SEX RATIO |
|------------------------------|---------------------------|------------------|--------------------|----------------------------|
| <b>TOTAL</b>                 | <b>59,460</b>             | <b>30,593</b>    | <b>28,867</b>      | <b>106.0</b>               |
| REGIÓN ARECIBO               | 7,219                     | 3,725            | 3,494              | 106.6                      |
| ÁREA DE ARECIBO              | 3,903                     | 2,016            | 1,887              | 106.8                      |
| ARECIBO                      | 1,470                     | 781              | 689                | 113.4                      |
| CAMUY                        | 518                       | 248              | 270                | 91.9                       |
| HATILLO                      | 527                       | 281              | 246                | 114.2                      |
| LARES                        | 518                       | 256              | 262                | 97.7                       |
| QUEBRADILLAS                 | 380                       | 192              | 188                | 102.1                      |
| UTUADO                       | 490                       | 258              | 232                | 111.2                      |
| ÁREA DE MANATÍ               | 3,316                     | 1,709            | 1,607              | 106.3                      |
| BARCELONETA                  | 400                       | 219              | 181                | 121.0                      |
| CIALES                       | 335                       | 174              | 161                | 108.1                      |
| FLORIDA                      | 196                       | 105              | 91                 | 115.4                      |
| MANATÍ                       | 780                       | 395              | 385                | 102.6                      |
| MOROVIS                      | 546                       | 297              | 249                | 119.3                      |
| VEGA BAJA                    | 1,059                     | 519              | 540                | 96.1                       |
| REGIÓN BAYAMÓN               | 10,129                    | 5,215            | 4,914              | 106.1                      |
| ÁREA BARRANQUITAS            | 2,297                     | 1,187            | 1,110              | 106.9                      |
| BARRANQUITAS                 | 455                       | 235              | 220                | 106.8                      |
| COMERÍO                      | 330                       | 162              | 168                | 96.4                       |
| COROZAL                      | 597                       | 316              | 281                | 112.5                      |
| NARANJITO                    | 525                       | 268              | 257                | 104.3                      |
| OROCOVIS                     | 390                       | 206              | 184                | 112.0                      |
| ÁREA DE BAYAMÓN              | 5,111                     | 2,660            | 2,451              | 108.5                      |
| BAYAMÓN                      | 3,460                     | 1,796            | 1,664              | 107.9                      |
| TOA ALTA                     | 1,049                     | 559              | 490                | 114.1                      |
| VEGA ALTA                    | 602                       | 305              | 297                | 102.7                      |
| ÁREA DE CATANO               | 2,721                     | 1,368            | 1,353              | 101.1                      |
| CATANO                       | 514                       | 264              | 250                | 105.6                      |
| DORADO                       | 647                       | 333              | 314                | 106.1                      |
| TOA BAJA                     | 1,560                     | 771              | 789                | 97.7                       |
| REGIÓN DE CAGUAS             | 9,041                     | 4,680            | 4,361              | 107.3                      |
| ÁREA DE CAGUAS               | 4,473                     | 2,315            | 2,158              | 107.3                      |
| AGUAS BUENAS                 | 465                       | 244              | 221                | 110.4                      |
| CAGUAS                       | 2,276                     | 1,187            | 1,089              | 109.0                      |
| GURABO                       | 560                       | 284              | 276                | 102.9                      |
| JUNCOS                       | 605                       | 317              | 288                | 110.1                      |
| SAN LORENZO                  | 567                       | 283              | 284                | 99.6                       |
| ÁREA DE CAYEY                | 1,798                     | 947              | 851                | 111.3                      |
| AIBONITO                     | 434                       | 222              | 212                | 104.7                      |
| CAYEY                        | 745                       | 394              | 351                | 112.3                      |
| CIDRA                        | 619                       | 331              | 288                | 114.9                      |
| ÁREA DE HUMACAO              | 2,770                     | 1,418            | 1,352              | 104.9                      |
| HUMACAO                      | 1,048                     | 539              | 509                | 105.9                      |
| LAS PIEDRAS                  | 571                       | 301              | 270                | 111.5                      |
| MAUNABO                      | 166                       | 75               | 91                 | 82.4                       |
| NAGUABO                      | 372                       | 200              | 172                | 116.3                      |
| YABUCOA                      | 613                       | 303              | 310                | 97.7                       |
| REGIÓN MAYAGÜEZ              | 4,381                     | 2,265            | 2,116              | 107.0                      |
| ÁREA DE MAYAGÜEZ             | 3,114                     | 1,634            | 1,480              | 110.4                      |
| AÑASCO                       | 408                       | 211              | 197                | 107.1                      |
| CABO ROJO                    | 669                       | 353              | 316                | 111.7                      |
| HORMIGUEROS                  | 240                       | 134              | 106                | 126.4                      |
| LAS MARIAS                   | 149                       | 80               | 69                 | 115.9                      |
| MARICAO                      | 104                       | 55               | 49                 | 112.2                      |

Tabla 30 - NACIMIENTOS VIVOS POR MUNICIPIO DE RESIDENCIA Y SEXO  
 Table 30 - LIVE BIRTHS BY MUNICIPALITY OF RESIDENCE AND SEX  
 PUERTO RICO, 2000

| MUNICIPIOS<br>MUNICIPALITIES | AMBOS SEXOS<br>BOTH SEXES | HOMBRES<br>MALES | MUJERES<br>FEMALES | RAZÓN DE SEXO<br>SEX RATIO |
|------------------------------|---------------------------|------------------|--------------------|----------------------------|
| MAYAGÜEZ                     | 1,328                     | 683              | 645                | 105.9                      |
| RINCÓN                       | 216                       | 118              | 98                 | 120.4                      |
| ÁREA DE SAN GERMÁN           | 1,267                     | 631              | 636                | 99.2                       |
| LAJAS                        | 380                       | 196              | 184                | 106.5                      |
| SABANA GRANDE                | 369                       | 179              | 190                | 94.2                       |
| SAN GERMÁN                   | 518                       | 256              | 262                | 97.7                       |
| SUB REGIÓN AGUADILLA         | 3,451                     | 1,779            | 1,672              | 106.4                      |
| AGUADA                       | 600                       | 313              | 287                | 109.1                      |
| AGUADILLA                    | 888                       | 445              | 443                | 100.5                      |
| ISABELA                      | 683                       | 353              | 330                | 107.0                      |
| MOCA                         | 644                       | 335              | 309                | 108.4                      |
| SAN SEBASTIÁN                | 636                       | 333              | 303                | 109.9                      |
| REGIÓN PONCE                 | 9,698                     | 5,072            | 4,626              | 109.6                      |
| ÁREA DE GUAYAMA              | 1,907                     | 1,024            | 883                | 116.0                      |
| ARROYO                       | 299                       | 167              | 132                | 126.5                      |
| GUAYAMA                      | 751                       | 394              | 357                | 110.4                      |
| PATILLAS                     | 316                       | 164              | 152                | 107.9                      |
| SALINAS                      | 541                       | 299              | 242                | 123.6                      |
| ÁREA DE PONCE                | 5,963                     | 3,112            | 2,851              | 109.2                      |
| ADJUNTAS                     | 307                       | 176              | 131                | 134.4                      |
| COAMO                        | 607                       | 319              | 288                | 110.8                      |
| JAYUYA                       | 278                       | 142              | 136                | 104.4                      |
| JUANA DÍAZ                   | 852                       | 435              | 417                | 104.3                      |
| PONCE                        | 2,985                     | 1,548            | 1,437              | 107.7                      |
| SANTA ISABEL                 | 441                       | 225              | 216                | 104.2                      |
| VILLALBA                     | 493                       | 267              | 226                | 118.1                      |
| ÁREA DE YAUCO                | 1,828                     | 936              | 892                | 104.9                      |
| GUÁNICA                      | 299                       | 133              | 166                | 80.1                       |
| GUAYANILLA                   | 345                       | 193              | 152                | 127.0                      |
| PEÑUELAS                     | 482                       | 256              | 226                | 113.3                      |
| YAUCO                        | 702                       | 354              | 348                | 101.7                      |
| REGIÓN METROPOLITANA         | 13,190                    | 6,682            | 6,508              | 102.7                      |
| ÁREA DE CAROLINA             | 5,254                     | 2,624            | 2,630              | 99.8                       |
| CANÓVANAS                    | 782                       | 382              | 400                | 95.5                       |
| CAROLINA                     | 2,891                     | 1,461            | 1,430              | 102.2                      |
| LOÍZA                        | 461                       | 225              | 236                | 95.3                       |
| TRUJILLO ALTO                | 1,120                     | 556              | 564                | 98.6                       |
| ÁREA DE SAN JUAN             | 7,936                     | 4,058            | 3,878              | 104.6                      |
| GUAYNABO                     | 1,469                     | 762              | 707                | 107.8                      |
| SAN JUAN                     | 6,467                     | 3,296            | 3,171              | 103.9                      |
| SUB REGIÓN FAJARDO           | 2,223                     | 1,116            | 1,107              | 100.8                      |
| CEIBA                        | 293                       | 147              | 146                | 100.7                      |
| CULEBRA                      | 25                        | 10               | 15                 | 66.7                       |
| FAJARDO                      | 655                       | 320              | 335                | 95.5                       |
| LUQUILLO                     | 297                       | 141              | 156                | 90.4                       |
| RÍO GRANDE                   | 825                       | 433              | 392                | 110.5                      |
| VIEQUES                      | 128                       | 65               | 63                 | 103.2                      |
| P R NO ESPECIFICADO          | 0                         | 0                | 0                  | 0.0                        |
| NO RESIDENTE                 | 110                       | 48               | 62                 | 77.4                       |
| DESCONOCIDOS                 | 18                        | 11               | 7                  | 157.1                      |

\* TOTAL INCLUYE CASOS CON SEXO NO ESPECIFICADO - TOTAL INCLUDES UNSPECIFIED SEX

FUENTE: DEPARTAMENTO DE SALUD, SAPEESI, DIVISIÓN DE ESTADÍSTICAS, SAN JUAN, PR.

SOURCE: DEPARTMENT OF HEALTH, ASPESIS, DIVISION OF STATISTICS, SAN JUAN, PR.

Tabla 31 - NACIMIENTOS VIVOS POR SEXO, MUNICIPIO DE RESIDENCIA Y EDAD DE LA MADRE  
 Table 31 - LIVE BIRTHS BY SEX, MOTHER'S RESIDENCE AND MOTHER'S AGE  
 PUERTO RICO, 2000

| MUNICIPIO DE RESIDENCIA<br>MOTHER'S RESIDENCE | TOTALES       |                  |                    | < 12 AÑOS - < 12 YEARS |                  |                    | 12 AÑOS  |                  |                    | 13 AÑOS   |                  |                    |
|-----------------------------------------------|---------------|------------------|--------------------|------------------------|------------------|--------------------|----------|------------------|--------------------|-----------|------------------|--------------------|
|                                               | TOTAL         | HOMBRES<br>MALES | MUJERES<br>FEMALES | TOTAL                  | HOMBRES<br>MALES | MUJERES<br>FEMALES | TOTAL    | HOMBRES<br>MALES | MUJERES<br>FEMALES | TOTAL     | HOMBRES<br>MALES | MUJERES<br>FEMALES |
| <b>TOTAL</b>                                  | <b>59,460</b> | <b>30,593</b>    | <b>28,867</b>      | <b>1</b>               | <b>0</b>         | <b>1</b>           | <b>3</b> | <b>2</b>         | <b>1</b>           | <b>44</b> | <b>23</b>        | <b>21</b>          |
| REGIÓN ARECIBO                                | 7,219         | 3,725            | 3,494              | 0                      | 0                | 0                  | 0        | 0                | 0                  | 11        | 8                | 3                  |
| ÁREA DE ARECIBO                               | 3,903         | 2,016            | 1,887              | 0                      | 0                | 0                  | 0        | 0                | 0                  | 4         | 1                | 3                  |
| ARECIBO                                       | 1,470         | 781              | 689                | 0                      | 0                | 0                  | 0        | 0                | 0                  | 2         | 1                | 1                  |
| CAMUY                                         | 518           | 248              | 270                | 0                      | 0                | 0                  | 0        | 0                | 0                  | 0         | 0                | 0                  |
| HATILLO                                       | 527           | 281              | 246                | 0                      | 0                | 0                  | 0        | 0                | 0                  | 1         | 0                | 1                  |
| LARES                                         | 518           | 256              | 262                | 0                      | 0                | 0                  | 0        | 0                | 0                  | 1         | 0                | 1                  |
| QUEBRADILLAS                                  | 380           | 192              | 188                | 0                      | 0                | 0                  | 0        | 0                | 0                  | 0         | 0                | 0                  |
| UTUADO                                        | 490           | 258              | 232                | 0                      | 0                | 0                  | 0        | 0                | 0                  | 0         | 0                | 0                  |
| ÁREA DE MANATÍ                                | 3,316         | 1,709            | 1,607              | 0                      | 0                | 0                  | 0        | 0                | 0                  | 7         | 7                | 0                  |
| BARCELONETA                                   | 400           | 219              | 181                | 0                      | 0                | 0                  | 0        | 0                | 0                  | 0         | 0                | 0                  |
| CIALES                                        | 335           | 174              | 161                | 0                      | 0                | 0                  | 0        | 0                | 0                  | 1         | 1                | 0                  |
| FLORIDA                                       | 196           | 105              | 91                 | 0                      | 0                | 0                  | 0        | 0                | 0                  | 1         | 1                | 0                  |
| MANATÍ                                        | 780           | 395              | 385                | 0                      | 0                | 0                  | 0        | 0                | 0                  | 2         | 2                | 0                  |
| MOROVIS                                       | 546           | 297              | 249                | 0                      | 0                | 0                  | 0        | 0                | 0                  | 0         | 0                | 0                  |
| VEGA BAJA                                     | 1,059         | 519              | 540                | 0                      | 0                | 0                  | 0        | 0                | 0                  | 3         | 3                | 0                  |
| REGIÓN BAYAMÓN                                | 10,129        | 5,215            | 4,914              | 0                      | 0                | 0                  | 0        | 0                | 0                  | 4         | 2                | 2                  |
| ÁREA BARRANQUITAS                             | 2,297         | 1,187            | 1,110              | 0                      | 0                | 0                  | 0        | 0                | 0                  | 2         | 1                | 1                  |
| BARRANQUITAS                                  | 455           | 235              | 220                | 0                      | 0                | 0                  | 0        | 0                | 0                  | 0         | 0                | 0                  |
| COMERÍO                                       | 330           | 162              | 168                | 0                      | 0                | 0                  | 0        | 0                | 0                  | 0         | 0                | 0                  |
| COROZAL                                       | 597           | 316              | 281                | 0                      | 0                | 0                  | 0        | 0                | 0                  | 2         | 1                | 1                  |
| NARANJITO                                     | 525           | 268              | 257                | 0                      | 0                | 0                  | 0        | 0                | 0                  | 0         | 0                | 0                  |
| OROCOVIS                                      | 390           | 206              | 184                | 0                      | 0                | 0                  | 0        | 0                | 0                  | 0         | 0                | 0                  |
| ÁREA DE BAYAMÓN                               | 5,111         | 2,660            | 2,451              | 0                      | 0                | 0                  | 0        | 0                | 0                  | 2         | 1                | 1                  |
| BAYAMÓN                                       | 3,460         | 1,796            | 1,664              | 0                      | 0                | 0                  | 0        | 0                | 0                  | 1         | 0                | 1                  |
| TOA ALTA                                      | 1,049         | 559              | 490                | 0                      | 0                | 0                  | 0        | 0                | 0                  | 1         | 1                | 0                  |
| VEGA ALTA                                     | 602           | 305              | 297                | 0                      | 0                | 0                  | 0        | 0                | 0                  | 0         | 0                | 0                  |
| ÁREA DE CATANO                                | 2,721         | 1,368            | 1,353              | 0                      | 0                | 0                  | 0        | 0                | 0                  | 0         | 0                | 0                  |
| CATANO                                        | 514           | 264              | 250                | 0                      | 0                | 0                  | 0        | 0                | 0                  | 0         | 0                | 0                  |
| DORADO                                        | 647           | 333              | 314                | 0                      | 0                | 0                  | 0        | 0                | 0                  | 0         | 0                | 0                  |
| TOA BAJA                                      | 1,560         | 771              | 789                | 0                      | 0                | 0                  | 0        | 0                | 0                  | 0         | 0                | 0                  |
| REGIÓN DE CAGUAS                              | 9,041         | 4,680            | 4,361              | 0                      | 0                | 0                  | 0        | 0                | 0                  | 7         | 4                | 3                  |
| ÁREA DE CAGUAS                                | 4,473         | 2,315            | 2,158              | 0                      | 0                | 0                  | 0        | 0                | 0                  | 5         | 3                | 2                  |
| AGUAS BUENAS                                  | 465           | 244              | 221                | 0                      | 0                | 0                  | 0        | 0                | 0                  | 0         | 0                | 0                  |
| CAGUAS                                        | 2,276         | 1,187            | 1,089              | 0                      | 0                | 0                  | 0        | 0                | 0                  | 2         | 1                | 1                  |
| GURABO                                        | 560           | 284              | 276                | 0                      | 0                | 0                  | 0        | 0                | 0                  | 1         | 0                | 1                  |
| JUNCOS                                        | 605           | 317              | 288                | 0                      | 0                | 0                  | 0        | 0                | 0                  | 1         | 1                | 0                  |
| SAN LORENZO                                   | 567           | 283              | 284                | 0                      | 0                | 0                  | 0        | 0                | 0                  | 1         | 1                | 0                  |
| ÁREA DE CAYEY                                 | 1,798         | 947              | 851                | 0                      | 0                | 0                  | 0        | 0                | 0                  | 0         | 0                | 0                  |
| AIBONITO                                      | 434           | 222              | 212                | 0                      | 0                | 0                  | 0        | 0                | 0                  | 0         | 0                | 0                  |
| CAYEY                                         | 745           | 394              | 351                | 0                      | 0                | 0                  | 0        | 0                | 0                  | 0         | 0                | 0                  |
| CIDRA                                         | 619           | 331              | 288                | 0                      | 0                | 0                  | 0        | 0                | 0                  | 0         | 0                | 0                  |
| ÁREA DE HUMACAO                               | 2,770         | 1,418            | 1,352              | 0                      | 0                | 0                  | 0        | 0                | 0                  | 2         | 1                | 1                  |
| HUMACAO                                       | 1,048         | 539              | 509                | 0                      | 0                | 0                  | 0        | 0                | 0                  | 0         | 0                | 0                  |
| LAS PIEDRAS                                   | 571           | 301              | 270                | 0                      | 0                | 0                  | 0        | 0                | 0                  | 1         | 1                | 0                  |
| MAUNABO                                       | 166           | 75               | 91                 | 0                      | 0                | 0                  | 0        | 0                | 0                  | 0         | 0                | 0                  |
| NAGUABO                                       | 372           | 200              | 172                | 0                      | 0                | 0                  | 0        | 0                | 0                  | 0         | 0                | 0                  |
| YABUCOA                                       | 613           | 303              | 310                | 0                      | 0                | 0                  | 0        | 0                | 0                  | 1         | 0                | 1                  |
| REGIÓN MAYAGÜEZ                               | 4,381         | 2,265            | 2,116              | 0                      | 0                | 0                  | 1        | 1                | 0                  | 2         | 2                | 0                  |
| ÁREA DE MAYAGÜEZ                              | 3,114         | 1,634            | 1,480              | 0                      | 0                | 0                  | 1        | 1                | 0                  | 1         | 1                | 0                  |
| ANASCO                                        | 408           | 211              | 197                | 0                      | 0                | 0                  | 0        | 0                | 0                  | 0         | 0                | 0                  |
| CABO ROJO                                     | 669           | 353              | 316                | 0                      | 0                | 0                  | 0        | 0                | 0                  | 0         | 0                | 0                  |
| HORMIGUEROS                                   | 240           | 134              | 106                | 0                      | 0                | 0                  | 0        | 0                | 0                  | 0         | 0                | 0                  |
| LAS MARIAS                                    | 149           | 80               | 69                 | 0                      | 0                | 0                  | 1        | 1                | 0                  | 0         | 0                | 0                  |

Tabla 31 - NACIMIENTOS VIVOS POR SEXO, MUNICIPIO DE RESIDENCIA Y EAO DE LA MADRE  
 Table 31 - LIVE BIRTHS BY SEX, MOTHER'S RESIDENCE AND MOTHER'S AGE  
 PUERTO RICO, 2000

| MUNICIPIO DE RESIDENCIA<br>MOTHER'S RESIDENCE | TOTALES |                  |                    | < 12 AÑOS - < 12 YEARS |                  |                    | 12 AÑOS |                  |                    | 13 AÑOS |                  |                    |
|-----------------------------------------------|---------|------------------|--------------------|------------------------|------------------|--------------------|---------|------------------|--------------------|---------|------------------|--------------------|
|                                               | TOTAL   | HOMBRES<br>MALES | MUJERES<br>FEMALES | TOTAL                  | HOMBRES<br>MALES | MUJERES<br>FEMALES | TOTAL   | HOMBRES<br>MALES | MUJERES<br>FEMALES | TOTAL   | HOMBRES<br>MALES | MUJERES<br>FEMALES |
| MARICAO                                       | 104     | 55               | 49                 | 0                      | 0                | 0                  | 0       | 0                | 0                  | 0       | 0                | 0                  |
| MAYAGÜEZ                                      | 1,328   | 683              | 645                | 0                      | 0                | 0                  | 0       | 0                | 0                  | 1       | 1                | 0                  |
| RINCÓN                                        | 216     | 118              | 98                 | 0                      | 0                | 0                  | 0       | 0                | 0                  | 0       | 0                | 0                  |
| ÁREA DE SAN GERMÁN                            | 1,267   | 631              | 636                | 0                      | 0                | 0                  | 0       | 0                | 0                  | 1       | 1                | 0                  |
| LAJAS                                         | 380     | 196              | 184                | 0                      | 0                | 0                  | 0       | 0                | 0                  | 1       | 1                | 0                  |
| SABANA GRANDE                                 | 369     | 179              | 190                | 0                      | 0                | 0                  | 0       | 0                | 0                  | 0       | 0                | 0                  |
| SAN GERMÁN                                    | 518     | 256              | 262                | 0                      | 0                | 0                  | 0       | 0                | 0                  | 0       | 0                | 0                  |
| SUB REGIÓN AGUADILLA                          | 3,451   | 1,779            | 1,672              | 0                      | 0                | 0                  | 0       | 0                | 0                  | 4       | 0                | 4                  |
| AGUADA                                        | 600     | 313              | 287                | 0                      | 0                | 0                  | 0       | 0                | 0                  | 0       | 0                | 0                  |
| AGUADILLA                                     | 888     | 445              | 443                | 0                      | 0                | 0                  | 0       | 0                | 0                  | 0       | 0                | 0                  |
| ISABELA                                       | 683     | 353              | 330                | 0                      | 0                | 0                  | 0       | 0                | 0                  | 1       | 0                | 1                  |
| MOCA                                          | 644     | 335              | 309                | 0                      | 0                | 0                  | 0       | 0                | 0                  | 1       | 0                | 1                  |
| SAN SEBASTIÁN                                 | 636     | 333              | 303                | 0                      | 0                | 0                  | 0       | 0                | 0                  | 2       | 0                | 2                  |
| REGIÓN PONCE                                  | 9,698   | 5,072            | 4,626              | 0                      | 0                | 0                  | 1       | 1                | 0                  | 11      | 6                | 5                  |
| ÁREA DE GUAYAMA                               | 1,907   | 1,024            | 883                | 0                      | 0                | 0                  | 0       | 0                | 0                  | 3       | 2                | 1                  |
| ARROYO                                        | 299     | 167              | 132                | 0                      | 0                | 0                  | 0       | 0                | 0                  | 0       | 0                | 0                  |
| GUAYAMA                                       | 751     | 394              | 357                | 0                      | 0                | 0                  | 0       | 0                | 0                  | 1       | 1                | 0                  |
| PATILLAS                                      | 316     | 164              | 152                | 0                      | 0                | 0                  | 0       | 0                | 0                  | 0       | 0                | 0                  |
| SALINAS                                       | 541     | 299              | 242                | 0                      | 0                | 0                  | 0       | 0                | 0                  | 2       | 1                | 1                  |
| ÁREA DE PONCE                                 | 5,963   | 3,112            | 2,851              | 0                      | 0                | 0                  | 1       | 1                | 0                  | 5       | 3                | 2                  |
| ADJUNTAS                                      | 307     | 176              | 131                | 0                      | 0                | 0                  | 0       | 0                | 0                  | 0       | 0                | 0                  |
| COAMO                                         | 607     | 319              | 288                | 0                      | 0                | 0                  | 0       | 0                | 0                  | 0       | 0                | 0                  |
| JAYUYA                                        | 278     | 142              | 136                | 0                      | 0                | 0                  | 0       | 0                | 0                  | 0       | 0                | 0                  |
| JUANA DÍAZ                                    | 852     | 435              | 417                | 0                      | 0                | 0                  | 1       | 1                | 0                  | 1       | 1                | 0                  |
| PONCE                                         | 2,985   | 1,548            | 1,437              | 0                      | 0                | 0                  | 0       | 0                | 0                  | 4       | 2                | 2                  |
| SANTA ISABEL                                  | 441     | 225              | 216                | 0                      | 0                | 0                  | 0       | 0                | 0                  | 0       | 0                | 0                  |
| VILLALBA                                      | 493     | 267              | 226                | 0                      | 0                | 0                  | 0       | 0                | 0                  | 0       | 0                | 0                  |
| ÁREA DE YAUCO                                 | 1,828   | 936              | 892                | 0                      | 0                | 0                  | 0       | 0                | 0                  | 3       | 1                | 2                  |
| GUÁNICA                                       | 299     | 133              | 166                | 0                      | 0                | 0                  | 0       | 0                | 0                  | 1       | 1                | 0                  |
| GUAYANILLA                                    | 345     | 193              | 152                | 0                      | 0                | 0                  | 0       | 0                | 0                  | 0       | 0                | 0                  |
| PENUELAS                                      | 482     | 256              | 226                | 0                      | 0                | 0                  | 0       | 0                | 0                  | 1       | 0                | 1                  |
| YAUCO                                         | 702     | 354              | 348                | 0                      | 0                | 0                  | 0       | 0                | 0                  | 1       | 0                | 1                  |
| REGIÓN METROPOLITANA                          | 13,190  | 6,682            | 6,508              | 1                      | 0                | 1                  | 1       | 0                | 1                  | 3       | 1                | 2                  |
| ÁREA DE CAROLINA                              | 5,254   | 2,624            | 2,630              | 0                      | 0                | 0                  | 0       | 0                | 0                  | 0       | 0                | 0                  |
| CANÓVANAS                                     | 782     | 382              | 400                | 0                      | 0                | 0                  | 0       | 0                | 0                  | 0       | 0                | 0                  |
| CAROLINA                                      | 2,891   | 1,461            | 1,430              | 0                      | 0                | 0                  | 0       | 0                | 0                  | 0       | 0                | 0                  |
| LOIZA                                         | 461     | 225              | 236                | 0                      | 0                | 0                  | 0       | 0                | 0                  | 0       | 0                | 0                  |
| TRUJILLO ALTO                                 | 1,120   | 556              | 564                | 0                      | 0                | 0                  | 0       | 0                | 0                  | 0       | 0                | 0                  |
| ÁREA DE SAN JUAN                              | 7,936   | 4,058            | 3,878              | 1                      | 0                | 1                  | 1       | 0                | 1                  | 3       | 1                | 2                  |
| GUAYNABO                                      | 1,469   | 762              | 707                | 0                      | 0                | 0                  | 0       | 0                | 0                  | 0       | 0                | 0                  |
| SAN JUAN                                      | 6,467   | 3,296            | 3,171              | 1                      | 0                | 1                  | 1       | 0                | 1                  | 3       | 1                | 2                  |
| SUB REGIÓN FAJARDO                            | 2,223   | 1,116            | 1,107              | 0                      | 0                | 0                  | 0       | 0                | 0                  | 2       | 0                | 2                  |
| CEIBA                                         | 293     | 147              | 146                | 0                      | 0                | 0                  | 0       | 0                | 0                  | 0       | 0                | 0                  |
| CULEBRA                                       | 25      | 10               | 15                 | 0                      | 0                | 0                  | 0       | 0                | 0                  | 0       | 0                | 0                  |
| FAJARDO                                       | 655     | 320              | 335                | 0                      | 0                | 0                  | 0       | 0                | 0                  | 1       | 0                | 1                  |
| LUQUILLO                                      | 297     | 141              | 156                | 0                      | 0                | 0                  | 0       | 0                | 0                  | 0       | 0                | 0                  |
| RÍO GRANDE                                    | 825     | 433              | 392                | 0                      | 0                | 0                  | 0       | 0                | 0                  | 0       | 0                | 0                  |
| VIEQUES                                       | 128     | 65               | 63                 | 0                      | 0                | 0                  | 0       | 0                | 0                  | 1       | 0                | 1                  |
| P R NO ESPECIFICADO                           | 0       | 0                | 0                  | 0                      | 0                | 0                  | 0       | 0                | 0                  | 0       | 0                | 0                  |
| NO RESIDENTE                                  | 110     | 48               | 62                 | 0                      | 0                | 0                  | 0       | 0                | 0                  | 0       | 0                | 0                  |
| ISLAS VÍRGENES                                | 21      | 13               | 8                  | 0                      | 0                | 0                  | 0       | 0                | 0                  | 0       | 0                | 0                  |
| REPÚBLICA DOMINICANA                          | 2       | 0                | 2                  | 0                      | 0                | 0                  | 0       | 0                | 0                  | 0       | 0                | 0                  |
| OTROS PAÍSES                                  | 87      | 35               | 52                 | 0                      | 0                | 0                  | 0       | 0                | 0                  | 0       | 0                | 0                  |
| DESCONOCIDOS                                  | 18      | 11               | 7                  | 0                      | 0                | 0                  | 0       | 0                | 0                  | 0       | 0                | 0                  |

Tabla 31 - NACIMIENTOS VIVOS POR SEXO, MUNICIPIO DE RESIDENCIA Y EDAO DE LA MADRE  
 Table 31 - LIVE BIRTHS BY SEX, MOTHER'S RESIDENCE AND MOTHER'S AGE  
 PUERTO RICO, 2000

| MUNICIPIO DE RESIDENCIA<br>MOTHER'S RESIDENCE | 14 AÑOS    |                  |                    | 15 AÑOS    |                  |                    | 16 AÑOS      |                  |                    | 17 AÑOS      |                  |                    |
|-----------------------------------------------|------------|------------------|--------------------|------------|------------------|--------------------|--------------|------------------|--------------------|--------------|------------------|--------------------|
|                                               | TOTAL      | HOMBRES<br>MALES | MUJERES<br>FEMALES | TOTAL      | HOMBRES<br>MALES | MUJERES<br>FEMALES | TOTAL        | HOMBRES<br>MALES | MUJERES<br>FEMALES | TOTAL        | HOMBRES<br>MALES | MUJERES<br>FEMALES |
| <b>TOTAL</b>                                  | <b>224</b> | <b>130</b>       | <b>94</b>          | <b>759</b> | <b>396</b>       | <b>363</b>         | <b>1,467</b> | <b>769</b>       | <b>698</b>         | <b>2,265</b> | <b>1,183</b>     | <b>1,082</b>       |
| REGIÓN ARECIBO                                | 24         | 13               | 11                 | 100        | 45               | 55                 | 207          | 113              | 94                 | 288          | 149              | 139                |
| ÁREA DE ARECIBO                               | 13         | 7                | 6                  | 53         | 26               | 27                 | 106          | 56               | 50                 | 137          | 71               | 66                 |
| ARECIBO                                       | 6          | 5                | 1                  | 21         | 9                | 12                 | 42           | 21               | 21                 | 55           | 26               | 29                 |
| CAMUY                                         | 0          | 0                | 0                  | 5          | 3                | 2                  | 7            | 4                | 3                  | 7            | 5                | 2                  |
| HATILLO                                       | 0          | 0                | 0                  | 7          | 4                | 3                  | 11           | 6                | 5                  | 18           | 8                | 10                 |
| LARES                                         | 4          | 1                | 3                  | 6          | 2                | 4                  | 21           | 11               | 10                 | 24           | 11               | 13                 |
| QUEBRADILLAS                                  | 0          | 0                | 0                  | 4          | 3                | 1                  | 9            | 5                | 4                  | 14           | 9                | 5                  |
| UTUADO                                        | 3          | 1                | 2                  | 10         | 5                | 5                  | 16           | 9                | 7                  | 19           | 12               | 7                  |
| ÁREA DE MANATÍ                                | 11         | 6                | 5                  | 47         | 19               | 28                 | 101          | 57               | 44                 | 151          | 78               | 73                 |
| BARCELONETA                                   | 2          | 1                | 1                  | 5          | 2                | 3                  | 16           | 8                | 8                  | 25           | 15               | 10                 |
| CIALES                                        | 1          | 1                | 0                  | 6          | 3                | 3                  | 18           | 10               | 8                  | 13           | 7                | 6                  |
| FLORIDA                                       | 0          | 0                | 0                  | 4          | 0                | 4                  | 4            | 3                | 1                  | 6            | 3                | 3                  |
| MANATÍ                                        | 0          | 0                | 0                  | 8          | 3                | 5                  | 18           | 10               | 8                  | 42           | 20               | 22                 |
| MOROVIS                                       | 5          | 3                | 2                  | 9          | 5                | 4                  | 11           | 7                | 4                  | 15           | 9                | 6                  |
| VEGA BAJA                                     | 3          | 1                | 2                  | 15         | 6                | 9                  | 34           | 19               | 15                 | 50           | 24               | 26                 |
| REGIÓN BAYAMÓN                                | 40         | 27               | 13                 | 118        | 57               | 61                 | 239          | 125              | 114                | 394          | 204              | 190                |
| ÁREA BARRANQUITAS                             | 12         | 7                | 5                  | 31         | 15               | 16                 | 73           | 41               | 32                 | 121          | 63               | 58                 |
| BARRANQUITAS                                  | 1          | 1                | 0                  | 8          | 3                | 5                  | 16           | 9                | 7                  | 27           | 13               | 14                 |
| COMERÍO                                       | 3          | 1                | 2                  | 5          | 4                | 1                  | 13           | 6                | 7                  | 16           | 8                | 8                  |
| COROZAL                                       | 6          | 4                | 2                  | 8          | 2                | 6                  | 15           | 6                | 9                  | 29           | 15               | 14                 |
| NARANJITO                                     | 0          | 0                | 0                  | 4          | 3                | 1                  | 16           | 11               | 5                  | 21           | 11               | 10                 |
| OROCOVIS                                      | 2          | 1                | 1                  | 6          | 3                | 3                  | 13           | 9                | 4                  | 28           | 16               | 12                 |
| ÁREA DE BAYAMÓN                               | 20         | 15               | 5                  | 50         | 24               | 26                 | 91           | 45               | 46                 | 190          | 95               | 95                 |
| BAYAMÓN                                       | 14         | 11               | 3                  | 30         | 13               | 17                 | 56           | 28               | 28                 | 119          | 59               | 60                 |
| TOA ALTA                                      | 4          | 3                | 1                  | 13         | 7                | 6                  | 18           | 10               | 8                  | 38           | 21               | 17                 |
| VEGA ALTA                                     | 2          | 1                | 1                  | 7          | 4                | 3                  | 17           | 7                | 10                 | 33           | 15               | 18                 |
| ÁREA DE CATANO                                | 8          | 5                | 3                  | 37         | 18               | 19                 | 75           | 39               | 36                 | 83           | 46               | 37                 |
| CATANO                                        | 4          | 2                | 2                  | 10         | 5                | 5                  | 25           | 17               | 8                  | 19           | 10               | 9                  |
| DORADO                                        | 2          | 2                | 0                  | 8          | 2                | 6                  | 7            | 4                | 3                  | 21           | 12               | 9                  |
| TOA BAJA                                      | 2          | 1                | 1                  | 19         | 11               | 8                  | 43           | 18               | 25                 | 43           | 24               | 19                 |
| REGIÓN DE CAGUAS                              | 31         | 19               | 12                 | 115        | 59               | 56                 | 219          | 117              | 102                | 356          | 193              | 163                |
| ÁREA DE CAGUAS                                | 12         | 7                | 5                  | 55         | 26               | 29                 | 93           | 52               | 41                 | 166          | 90               | 76                 |
| AGUAS BUENAS                                  | 2          | 1                | 1                  | 4          | 2                | 2                  | 7            | 4                | 3                  | 33           | 18               | 15                 |
| CAGUAS                                        | 4          | 3                | 1                  | 27         | 13               | 14                 | 49           | 29               | 20                 | 71           | 38               | 33                 |
| GURABO                                        | 2          | 1                | 1                  | 10         | 5                | 5                  | 11           | 7                | 4                  | 18           | 11               | 7                  |
| JUNCOS                                        | 1          | 1                | 0                  | 10         | 2                | 8                  | 19           | 8                | 11                 | 24           | 15               | 9                  |
| SAN LORENZO                                   | 3          | 1                | 2                  | 4          | 4                | 0                  | 7            | 4                | 3                  | 20           | 8                | 12                 |
| ÁREA DE CAYEY                                 | 7          | 3                | 4                  | 25         | 11               | 14                 | 55           | 30               | 25                 | 70           | 37               | 33                 |
| AIBONITO                                      | 3          | 2                | 1                  | 7          | 3                | 4                  | 14           | 5                | 9                  | 12           | 6                | 6                  |
| CAYEY                                         | 3          | 1                | 2                  | 11         | 5                | 6                  | 25           | 16               | 9                  | 23           | 13               | 10                 |
| CIDRA                                         | 1          | 0                | 1                  | 7          | 3                | 4                  | 16           | 9                | 7                  | 35           | 18               | 17                 |
| ÁREA DE HUMACAO                               | 12         | 9                | 3                  | 35         | 22               | 13                 | 71           | 35               | 36                 | 120          | 66               | 54                 |
| HUMACAO                                       | 2          | 2                | 0                  | 11         | 8                | 3                  | 33           | 19               | 14                 | 39           | 23               | 16                 |
| LAS PIEDRAS                                   | 1          | 0                | 1                  | 8          | 3                | 5                  | 10           | 4                | 6                  | 24           | 10               | 14                 |
| MAUNABO                                       | 4          | 2                | 2                  | 1          | 1                | 0                  | 4            | 2                | 2                  | 8            | 4                | 4                  |
| NAGUABO                                       | 3          | 3                | 0                  | 8          | 5                | 3                  | 7            | 5                | 2                  | 26           | 16               | 10                 |
| YABUCOA                                       | 2          | 2                | 0                  | 7          | 5                | 2                  | 17           | 5                | 12                 | 23           | 13               | 10                 |
| REGIÓN MAYAGÜEZ                               | 19         | 5                | 14                 | 41         | 21               | 20                 | 99           | 55               | 44                 | 173          | 94               | 79                 |
| ÁREA DE MAYAGÜEZ                              | 17         | 5                | 12                 | 32         | 16               | 16                 | 77           | 42               | 35                 | 131          | 74               | 57                 |
| ANASCO                                        | 3          | 1                | 2                  | 1          | 0                | 1                  | 9            | 7                | 2                  | 11           | 8                | 3                  |
| CABO ROJO                                     | 4          | 0                | 4                  | 7          | 3                | 4                  | 12           | 9                | 3                  | 30           | 17               | 13                 |
| HORMIGUEROS                                   | 1          | 0                | 1                  | 2          | 0                | 2                  | 5            | 3                | 2                  | 7            | 5                | 2                  |

Tabla 31 - NACIMIENTOS VIVOS POR SEXO, MUNICIPIO DE RESIDENCIA Y EDAD DE LA MADRE  
 Table 31 - LIVE BIRTHS BY SEX, MOTHER'S RESIDENCE AND MOTHER'S AGE  
 PUERTO RICO, 2000

| MUNICIPIO DE RESIDENCIA<br>MOTHER'S RESIDENCE | 14 AÑOS |                  |                    | 15 AÑOS |                  |                    | 16 AÑOS |                  |                    | 17 AÑOS |                  |                    |
|-----------------------------------------------|---------|------------------|--------------------|---------|------------------|--------------------|---------|------------------|--------------------|---------|------------------|--------------------|
|                                               | TOTAL   | HOMBRES<br>MALES | MUJERES<br>FEMALES | TOTAL   | HOMBRES<br>MALES | MUJERES<br>FEMALES | TOTAL   | HOMBRES<br>MALES | MUJERES<br>FEMALES | TOTAL   | HOMBRES<br>MALES | MUJERES<br>FEMALES |
| LAS MARIAS                                    | 1       | 0                | 1                  | 4       | 3                | 1                  | 7       | 4                | 3                  | 9       | 5                | 4                  |
| MARICAO                                       | 2       | 1                | 1                  | 4       | 2                | 2                  | 4       | 2                | 2                  | 7       | 5                | 2                  |
| MAYAGÜEZ                                      | 5       | 2                | 3                  | 14      | 8                | 6                  | 34      | 12               | 22                 | 53      | 27               | 26                 |
| RINCÓN                                        | 1       | 1                | 0                  | 0       | 0                | 0                  | 6       | 5                | 1                  | 14      | 7                | 7                  |
| ÁREA DE SAN GERMÁN                            | 2       | 0                | 2                  | 9       | 5                | 4                  | 22      | 13               | 9                  | 42      | 20               | 22                 |
| LAJAS                                         | 1       | 0                | 1                  | 4       | 1                | 3                  | 6       | 3                | 3                  | 12      | 8                | 4                  |
| SABANA GRANDE                                 | 0       | 0                | 0                  | 1       | 0                | 1                  | 9       | 6                | 3                  | 9       | 4                | 5                  |
| SAN GERMÁN                                    | 1       | 0                | 1                  | 4       | 4                | 0                  | 7       | 4                | 3                  | 21      | 8                | 13                 |
| SUB REGIÓN AGUADILLA                          | 6       | 5                | 1                  | 28      | 18               | 10                 | 80      | 47               | 33                 | 116     | 63               | 53                 |
| AGUADA                                        | 3       | 3                | 0                  | 6       | 6                | 0                  | 11      | 7                | 4                  | 12      | 6                | 6                  |
| AGUADILLA                                     | 0       | 0                | 0                  | 6       | 2                | 4                  | 24      | 16               | 8                  | 23      | 8                | 15                 |
| ISABELA                                       | 1       | 1                | 0                  | 4       | 4                | 0                  | 15      | 12               | 3                  | 28      | 20               | 8                  |
| MOCA                                          | 1       | 1                | 0                  | 8       | 5                | 3                  | 13      | 7                | 6                  | 26      | 16               | 10                 |
| SAN SEBASTIÁN                                 | 1       | 0                | 1                  | 4       | 1                | 3                  | 17      | 5                | 12                 | 27      | 13               | 14                 |
| REGIÓN PONCE                                  | 41      | 24               | 17                 | 177     | 102              | 75                 | 280     | 145              | 135                | 417     | 227              | 190                |
| ÁREA DE GUAYAMA                               | 4       | 2                | 2                  | 40      | 21               | 19                 | 65      | 36               | 29                 | 98      | 52               | 46                 |
| ARROYO                                        | 2       | 1                | 1                  | 11      | 9                | 2                  | 8       | 5                | 3                  | 15      | 10               | 5                  |
| GUAYAMA                                       | 2       | 1                | 1                  | 12      | 8                | 4                  | 19      | 8                | 11                 | 40      | 23               | 17                 |
| PATILLAS                                      | 0       | 0                | 0                  | 7       | 1                | 6                  | 11      | 8                | 3                  | 17      | 10               | 7                  |
| SALINAS                                       | 0       | 0                | 0                  | 10      | 3                | 7                  | 27      | 15               | 12                 | 26      | 9                | 17                 |
| ÁREA DE PONCE                                 | 27      | 18               | 9                  | 111     | 64               | 47                 | 160     | 81               | 79                 | 246     | 133              | 113                |
| ADJUNTAS                                      | 0       | 0                | 0                  | 9       | 4                | 5                  | 13      | 10               | 3                  | 12      | 5                | 7                  |
| COAMO                                         | 2       | 0                | 2                  | 9       | 4                | 5                  | 19      | 5                | 14                 | 27      | 15               | 12                 |
| JAYUYA                                        | 0       | 0                | 0                  | 12      | 4                | 8                  | 8       | 3                | 5                  | 11      | 6                | 5                  |
| JUANA DIAZ                                    | 6       | 5                | 1                  | 15      | 10               | 5                  | 18      | 9                | 9                  | 34      | 19               | 15                 |
| PONCE                                         | 12      | 10               | 2                  | 38      | 27               | 11                 | 68      | 34               | 34                 | 122     | 66               | 56                 |
| SANTA ISABEL                                  | 2       | 1                | 1                  | 14      | 4                | 10                 | 16      | 8                | 8                  | 24      | 11               | 13                 |
| VILLALBA                                      | 5       | 2                | 3                  | 14      | 11               | 3                  | 18      | 12               | 6                  | 16      | 11               | 5                  |
| ÁREA DE YAUCO                                 | 10      | 4                | 6                  | 26      | 17               | 9                  | 55      | 28               | 27                 | 73      | 42               | 31                 |
| GUÁNICA                                       | 2       | 0                | 2                  | 3       | 2                | 1                  | 7       | 4                | 3                  | 11      | 6                | 5                  |
| GUAYANILLA                                    | 0       | 0                | 0                  | 2       | 1                | 1                  | 18      | 13               | 5                  | 15      | 8                | 7                  |
| PENUELAS                                      | 1       | 0                | 1                  | 10      | 8                | 2                  | 16      | 6                | 10                 | 24      | 17               | 7                  |
| YAUCO                                         | 7       | 4                | 3                  | 11      | 6                | 5                  | 14      | 5                | 9                  | 23      | 11               | 12                 |
| REGIÓN METROPOLITANA                          | 55      | 33               | 22                 | 153     | 84               | 69                 | 284     | 137              | 147                | 436     | 208              | 228                |
| ÁREA DE CAROLINA                              | 21      | 12               | 9                  | 57      | 24               | 33                 | 109     | 48               | 61                 | 163     | 80               | 83                 |
| CANÓVANAS                                     | 2       | 2                | 0                  | 14      | 7                | 7                  | 25      | 12               | 13                 | 34      | 15               | 19                 |
| CAROLINA                                      | 9       | 5                | 4                  | 23      | 9                | 14                 | 43      | 17               | 26                 | 74      | 39               | 35                 |
| LOÍZA                                         | 6       | 3                | 3                  | 11      | 5                | 6                  | 23      | 11               | 12                 | 27      | 13               | 14                 |
| TRUJILLO ALTO                                 | 4       | 2                | 2                  | 9       | 3                | 6                  | 18      | 8                | 10                 | 28      | 13               | 15                 |
| ÁREA DE SAN JUAN                              | 34      | 21               | 13                 | 96      | 60               | 36                 | 175     | 89               | 86                 | 273     | 128              | 145                |
| GUAYNABO                                      | 4       | 3                | 1                  | 16      | 7                | 9                  | 33      | 22               | 11                 | 46      | 22               | 24                 |
| SAN JUAN                                      | 30      | 18               | 12                 | 80      | 53               | 27                 | 142     | 67               | 75                 | 227     | 106              | 121                |
| SUB REGIÓN FAJARDO                            | 8       | 4                | 4                  | 27      | 10               | 17                 | 58      | 29               | 29                 | 83      | 44               | 39                 |
| CEIBA                                         | 1       | 1                | 0                  | 1       | 0                | 1                  | 4       | 4                | 0                  | 12      | 6                | 6                  |
| CULEBRA                                       | 0       | 0                | 0                  | 0       | 0                | 0                  | 2       | 1                | 1                  | 2       | 2                | 0                  |
| FAJARDO                                       | 1       | 1                | 0                  | 7       | 4                | 3                  | 16      | 8                | 8                  | 22      | 11               | 11                 |
| LUQUILLO                                      | 3       | 1                | 2                  | 3       | 1                | 2                  | 9       | 5                | 4                  | 15      | 3                | 12                 |
| RÍO GRANDE                                    | 3       | 1                | 2                  | 10      | 3                | 7                  | 20      | 9                | 11                 | 27      | 19               | 8                  |
| VIEQUES                                       | 0       | 0                | 0                  | 6       | 2                | 4                  | 7       | 2                | 5                  | 5       | 3                | 2                  |
| P R NO ESPECIFICADO                           | 0       | 0                | 0                  | 0       | 0                | 0                  | 0       | 0                | 0                  | 0       | 0                | 0                  |
| NO RESIDENTE                                  | 0       | 0                | 0                  | 0       | 0                | 0                  | 1       | 1                | 0                  | 1       | 0                | 1                  |
| ISLAS VÍRGENES                                | 0       | 0                | 0                  | 0       | 0                | 0                  | 0       | 0                | 0                  | 1       | 0                | 1                  |
| REPÚBLICA DOMINICANA                          | 0       | 0                | 0                  | 0       | 0                | 0                  | 0       | 0                | 0                  | 0       | 0                | 0                  |
| OTROS PAÍSES                                  | 0       | 0                | 0                  | 0       | 0                | 0                  | 1       | 1                | 0                  | 0       | 0                | 0                  |
| DESCONOCIDOS                                  | 0       | 0                | 0                  | 0       | 0                | 0                  | 0       | 0                | 0                  | 1       | 1                | 0                  |



Tabla 31 - NACIMIENTOS VIVOS POR SEXO, MUNICIPIO DE RESIDENCIA Y EDAD DE LA MADRE  
 Table 31 - LIVE BIRTHS BY SEX, MOTHER'S RESIDENCE AND MOTHER'S AGE  
 PUERTO RICO, 2000

| MUNICIPIO DE RESIDENCIA<br>MOTHER'S RESIDENCE | 18 AÑOS      |                  |                    | 19 AÑOS      |                  |                    | 20-24         |                  |                    | 25-29         |                  |                    |
|-----------------------------------------------|--------------|------------------|--------------------|--------------|------------------|--------------------|---------------|------------------|--------------------|---------------|------------------|--------------------|
|                                               | TOTAL        | HOMBRES<br>MALES | MUJERES<br>FEMALES | TOTAL        | HOMBRES<br>MALES | MUJERES<br>FEMALES | TOTAL         | HOMBRES<br>MALES | MUJERES<br>FEMALES | TOTAL         | HOMBRES<br>MALES | MUJERES<br>FEMALES |
| <b>TOTAL</b>                                  | <b>3,045</b> | <b>1,565</b>     | <b>1,480</b>       | <b>3,582</b> | <b>1,822</b>     | <b>1,760</b>       | <b>19,423</b> | <b>10,005</b>    | <b>9,418</b>       | <b>15,152</b> | <b>7,806</b>     | <b>7,346</b>       |
| REGIÓN ARECIBO                                | 391          | 205              | 186                | 480          | 247              | 233                | 2,487         | 1,296            | 1,191              | 1,793         | 939              | 854                |
| ÁREA DE ARECIBO                               | 213          | 112              | 101                | 248          | 121              | 127                | 1,329         | 688              | 641                | 1,002         | 536              | 466                |
| ARECIBO                                       | 69           | 37               | 32                 | 85           | 47               | 38                 | 507           | 281              | 226                | 401           | 224              | 177                |
| CAMUY                                         | 23           | 13               | 10                 | 30           | 17               | 13                 | 179           | 83               | 96                 | 153           | 75               | 78                 |
| HATILLO                                       | 33           | 22               | 11                 | 40           | 15               | 25                 | 172           | 86               | 86                 | 117           | 64               | 53                 |
| LARES                                         | 28           | 13               | 15                 | 33           | 15               | 18                 | 174           | 83               | 91                 | 128           | 68               | 60                 |
| QUEBRADILLAS                                  | 19           | 7                | 12                 | 35           | 17               | 18                 | 137           | 69               | 68                 | 94            | 44               | 50                 |
| UTUADO                                        | 41           | 20               | 21                 | 25           | 10               | 15                 | 160           | 86               | 74                 | 109           | 61               | 48                 |
| ÁREA DE MANATÍ                                | 178          | 93               | 85                 | 232          | 126              | 106                | 1,158         | 608              | 550                | 791           | 403              | 388                |
| BARCELONETA                                   | 28           | 17               | 11                 | 19           | 10               | 9                  | 136           | 75               | 61                 | 94            | 54               | 40                 |
| CIALES                                        | 25           | 9                | 16                 | 19           | 9                | 10                 | 115           | 61               | 54                 | 76            | 43               | 33                 |
| FLORIDA                                       | 8            | 4                | 4                  | 18           | 10               | 8                  | 63            | 35               | 28                 | 50            | 26               | 24                 |
| MANATÍ                                        | 43           | 20               | 23                 | 53           | 31               | 22                 | 267           | 138              | 129                | 192           | 100              | 92                 |
| MOROVIS                                       | 23           | 15               | 8                  | 44           | 28               | 16                 | 223           | 120              | 103                | 117           | 57               | 60                 |
| VEGA BAJA                                     | 51           | 28               | 23                 | 79           | 38               | 41                 | 354           | 179              | 175                | 262           | 123              | 139                |
| REGIÓN BAYAMÓN                                | 513          | 263              | 250                | 640          | 343              | 297                | 3,156         | 1,632            | 1,524              | 2,572         | 1,286            | 1,286              |
| ÁREA BARRANQUITAS                             | 138          | 72               | 66                 | 174          | 75               | 99                 | 769           | 405              | 364                | 494           | 256              | 238                |
| BARRANQUITAS                                  | 21           | 10               | 11                 | 38           | 16               | 22                 | 147           | 74               | 73                 | 101           | 54               | 47                 |
| COMERÍO                                       | 16           | 5                | 11                 | 28           | 14               | 14                 | 111           | 56               | 55                 | 74            | 41               | 33                 |
| COROZAL                                       | 39           | 25               | 14                 | 51           | 23               | 28                 | 193           | 109              | 84                 | 132           | 65               | 67                 |
| NARANJITO                                     | 34           | 18               | 16                 | 31           | 11               | 20                 | 198           | 101              | 97                 | 100           | 48               | 52                 |
| ORCOVIS                                       | 28           | 14               | 14                 | 26           | 11               | 15                 | 120           | 65               | 55                 | 87            | 48               | 39                 |
| ÁREA DE BAYAMÓN                               | 226          | 122              | 104                | 292          | 168              | 124                | 1,506         | 785              | 721                | 1,378         | 685              | 693                |
| BAYAMÓN                                       | 153          | 78               | 75                 | 193          | 107              | 86                 | 1,057         | 549              | 508                | 926           | 468              | 458                |
| TOA ALTA                                      | 37           | 23               | 14                 | 57           | 33               | 24                 | 266           | 141              | 125                | 295           | 146              | 149                |
| VEGA ALTA                                     | 36           | 21               | 15                 | 42           | 28               | 14                 | 183           | 95               | 88                 | 157           | 71               | 86                 |
| ÁREA DE CATAÑO                                | 149          | 69               | 80                 | 174          | 100              | 74                 | 881           | 442              | 439                | 700           | 345              | 355                |
| CATAÑO                                        | 29           | 13               | 16                 | 41           | 24               | 17                 | 161           | 78               | 83                 | 127           | 64               | 63                 |
| DORADO                                        | 39           | 20               | 19                 | 33           | 17               | 16                 | 203           | 111              | 92                 | 171           | 83               | 88                 |
| TOA BAJA                                      | 81           | 36               | 45                 | 100          | 59               | 41                 | 517           | 253              | 264                | 402           | 198              | 204                |
| REGIÓN DE CAGUAS                              | 480          | 250              | 230                | 604          | 314              | 290                | 3,101         | 1,599            | 1,502              | 2,273         | 1,184            | 1,089              |
| ÁREA DE CAGUAS                                | 239          | 124              | 115                | 289          | 155              | 134                | 1,498         | 763              | 735                | 1,145         | 599              | 546                |
| AGUAS BUENAS                                  | 30           | 19               | 11                 | 36           | 15               | 21                 | 158           | 87               | 71                 | 111           | 53               | 58                 |
| CAGUAS                                        | 105          | 57               | 48                 | 141          | 71               | 70                 | 766           | 398              | 368                | 568           | 294              | 274                |
| GURABO                                        | 35           | 13               | 22                 | 28           | 17               | 11                 | 177           | 94               | 83                 | 144           | 73               | 71                 |
| JUNCOS                                        | 31           | 15               | 16                 | 41           | 27               | 14                 | 205           | 99               | 106                | 175           | 95               | 80                 |
| SAN LORENZO                                   | 38           | 20               | 18                 | 43           | 25               | 18                 | 192           | 85               | 107                | 147           | 84               | 63                 |
| ÁREA DE CAYEY                                 | 90           | 47               | 43                 | 117          | 66               | 51                 | 615           | 315              | 300                | 442           | 237              | 205                |
| AIBONITO                                      | 17           | 9                | 8                  | 33           | 19               | 14                 | 151           | 77               | 74                 | 117           | 57               | 60                 |
| CAYEY                                         | 38           | 24               | 14                 | 48           | 24               | 24                 | 257           | 132              | 125                | 169           | 85               | 84                 |
| CIDRA                                         | 35           | 14               | 21                 | 36           | 23               | 13                 | 207           | 106              | 101                | 156           | 95               | 61                 |
| ÁREA DE HUMACAO                               | 151          | 79               | 72                 | 198          | 93               | 105                | 988           | 521              | 467                | 686           | 348              | 338                |
| HUMACAO                                       | 55           | 27               | 28                 | 80           | 38               | 42                 | 375           | 184              | 191                | 262           | 137              | 125                |
| LAS PIEDRAS                                   | 31           | 17               | 14                 | 28           | 13               | 15                 | 220           | 133              | 87                 | 142           | 71               | 71                 |
| MAUNABO                                       | 8            | 3                | 5                  | 12           | 4                | 8                  | 56            | 26               | 30                 | 41            | 21               | 20                 |
| NAGUABO                                       | 23           | 10               | 13                 | 31           | 15               | 16                 | 124           | 66               | 58                 | 91            | 50               | 41                 |
| YABUCOA                                       | 34           | 22               | 12                 | 47           | 23               | 24                 | 213           | 112              | 101                | 150           | 69               | 81                 |
| REGIÓN MAYAGÜEZ                               | 202          | 103              | 99                 | 226          | 113              | 113                | 1,443         | 734              | 709                | 1,192         | 626              | 566                |
| ÁREA DE MAYAGÜEZ                              | 156          | 83               | 73                 | 161          | 79               | 82                 | 1,010         | 520              | 490                | 820           | 438              | 382                |
| ANASCO                                        | 23           | 13               | 10                 | 21           | 8                | 13                 | 123           | 64               | 59                 | 114           | 57               | 57                 |
| CABO ROJO                                     | 34           | 20               | 14                 | 25           | 13               | 12                 | 201           | 104              | 97                 | 187           | 98               | 89                 |
| HORMIGUEROS                                   | 8            | 3                | 5                  | 9            | 6                | 3                  | 76            | 37               | 39                 | 82            | 47               | 35                 |

Tabla 31 - NACIMIENTOS VIVOS POR SEXO, MUNICIPIO DE RESIDENCIA Y EDAD DE LA MADRE  
Table 31 - LIVE BIRTHS BY SEX, MOTHER'S RESIDENCE AND MOTHER'S AGE  
PUERTO RICO, 2000

| MUNICIPIO DE RESIDENCIA<br>MOTHER'S RESIDENCE | 18 AÑOS |                  |                    | 19 AÑOS |                  |                    | 20-24 |                  |                    | 25-29 |                  |                    |
|-----------------------------------------------|---------|------------------|--------------------|---------|------------------|--------------------|-------|------------------|--------------------|-------|------------------|--------------------|
|                                               | TOTAL   | HOMBRES<br>MALES | MUJERES<br>FEMALES | TOTAL   | HOMBRES<br>MALES | MUJERES<br>FEMALES | TOTAL | HOMBRES<br>MALES | MUJERES<br>FEMALES | TOTAL | HOMBRES<br>MALES | MUJERES<br>FEMALES |
| LAS MARIAS                                    | 7       | 2                | 5                  | 10      | 6                | 4                  | 45    | 23               | 22                 | 27    | 16               | 11                 |
| MARICAO                                       | 8       | 5                | 3                  | 6       | 3                | 3                  | 37    | 14               | 23                 | 20    | 11               | 9                  |
| MAYAGÜEZ                                      | 65      | 37               | 28                 | 78      | 37               | 41                 | 460   | 245              | 215                | 339   | 178              | 161                |
| RINCÓN                                        | 11      | 3                | 8                  | 12      | 6                | 6                  | 68    | 33               | 35                 | 51    | 31               | 20                 |
| ÁREA DE SAN GERMÁN                            | 46      | 20               | 26                 | 65      | 34               | 31                 | 433   | 214              | 219                | 372   | 188              | 184                |
| LAJAS                                         | 19      | 8                | 11                 | 23      | 11               | 12                 | 130   | 62               | 68                 | 112   | 60               | 52                 |
| SABANA GRANDE                                 | 13      | 4                | 9                  | 14      | 5                | 9                  | 136   | 67               | 69                 | 103   | 51               | 52                 |
| SAN GERMÁN                                    | 14      | 8                | 6                  | 28      | 18               | 10                 | 167   | 85               | 82                 | 157   | 77               | 80                 |
| SUB REGIÓN AGUADILLA                          | 161     | 91               | 70                 | 206     | 90               | 116                | 1,115 | 565              | 550                | 953   | 506              | 447                |
| AGUADA                                        | 26      | 14               | 12                 | 37      | 17               | 20                 | 202   | 105              | 97                 | 171   | 80               | 81                 |
| AGUADILLA                                     | 53      | 25               | 28                 | 60      | 26               | 34                 | 293   | 153              | 140                | 227   | 121              | 106                |
| ISABELA                                       | 24      | 17               | 7                  | 34      | 9                | 25                 | 186   | 96               | 90                 | 202   | 106              | 96                 |
| MOCA                                          | 25      | 16               | 9                  | 36      | 15               | 21                 | 217   | 101              | 116                | 177   | 98               | 79                 |
| SAN SEBASTIÁN                                 | 33      | 19               | 14                 | 39      | 23               | 16                 | 217   | 110              | 107                | 176   | 91               | 85                 |
| REGIÓN PONCE                                  | 523     | 279              | 244                | 579     | 280              | 299                | 3,341 | 1,762            | 1,579              | 2,406 | 1,254            | 1,152              |
| ÁREA DE GUAYAMA                               | 125     | 67               | 58                 | 115     | 62               | 53                 | 689   | 369              | 320                | 458   | 259              | 199                |
| ARROYO                                        | 20      | 7                | 13                 | 19      | 12               | 7                  | 100   | 51               | 49                 | 75    | 48               | 27                 |
| GUAYAMA                                       | 48      | 27               | 21                 | 54      | 26               | 28                 | 285   | 143              | 142                | 166   | 89               | 77                 |
| PATILLAS                                      | 12      | 4                | 8                  | 13      | 8                | 5                  | 112   | 63               | 49                 | 82    | 46               | 36                 |
| SALINAS                                       | 45      | 29               | 16                 | 29      | 16               | 13                 | 192   | 112              | 80                 | 135   | 76               | 59                 |
| ÁREA DE PONCE                                 | 295     | 164              | 131                | 355     | 171              | 184                | 2,035 | 1,074            | 961                | 1,476 | 760              | 716                |
| ADJUNTAS                                      | 22      | 15               | 7                  | 16      | 7                | 9                  | 94    | 56               | 38                 | 74    | 38               | 36                 |
| COAMO                                         | 28      | 15               | 13                 | 49      | 27               | 22                 | 195   | 101              | 94                 | 160   | 88               | 72                 |
| JAYUYA                                        | 16      | 8                | 8                  | 17      | 11               | 6                  | 110   | 53               | 57                 | 42    | 25               | 17                 |
| JUANA DÍAZ                                    | 46      | 27               | 19                 | 41      | 12               | 29                 | 292   | 149              | 143                | 209   | 101              | 108                |
| PONCE                                         | 139     | 72               | 67                 | 169     | 76               | 93                 | 1,050 | 558              | 492                | 750   | 386              | 364                |
| SANTA ISABEL                                  | 18      | 11               | 7                  | 30      | 18               | 12                 | 148   | 74               | 74                 | 113   | 56               | 57                 |
| VILLALBA                                      | 26      | 16               | 10                 | 33      | 20               | 13                 | 146   | 83               | 63                 | 128   | 66               | 62                 |
| ÁREA DE YAUCO                                 | 103     | 48               | 55                 | 109     | 47               | 62                 | 617   | 319              | 298                | 472   | 235              | 237                |
| GUÁNICA                                       | 16      | 4                | 12                 | 19      | 7                | 12                 | 113   | 50               | 63                 | 70    | 31               | 39                 |
| GUAYANILLA                                    | 16      | 9                | 7                  | 14      | 6                | 8                  | 119   | 69               | 50                 | 99    | 56               | 43                 |
| PENUELAS                                      | 24      | 9                | 15                 | 30      | 14               | 16                 | 140   | 80               | 60                 | 137   | 67               | 70                 |
| YAUCO                                         | 47      | 26               | 21                 | 46      | 20               | 26                 | 245   | 120              | 125                | 166   | 81               | 85                 |
| REGIÓN METROPOLITANA                          | 647     | 308              | 339                | 717     | 374              | 343                | 4,008 | 2,030            | 1,978              | 3,352 | 1,691            | 1,661              |
| ÁREA DE CAROLINA                              | 256     | 121              | 135                | 291     | 156              | 135                | 1,627 | 798              | 829                | 1,415 | 711              | 704                |
| CANÓVANAS                                     | 45      | 22               | 23                 | 48      | 20               | 28                 | 279   | 137              | 142                | 183   | 90               | 93                 |
| CAROLINA                                      | 136     | 68               | 68                 | 152     | 86               | 66                 | 895   | 443              | 452                | 812   | 404              | 408                |
| LOÍZA                                         | 28      | 13               | 15                 | 37      | 20               | 17                 | 153   | 75               | 78                 | 102   | 46               | 56                 |
| TRUJILLO ALTO                                 | 47      | 18               | 29                 | 54      | 30               | 24                 | 300   | 143              | 157                | 318   | 171              | 147                |
| ÁREA DE SAN JUAN                              | 391     | 187              | 204                | 426     | 218              | 208                | 2,381 | 1,232            | 1,149              | 1,937 | 980              | 957                |
| GUAYNABO                                      | 75      | 34               | 41                 | 56      | 30               | 26                 | 354   | 200              | 154                | 372   | 177              | 195                |
| SAN JUAN                                      | 316     | 153              | 163                | 370     | 188              | 182                | 2,027 | 1,032            | 995                | 1,565 | 803              | 762                |
| SUB REGIÓN FAJARDO                            | 127     | 66               | 61                 | 128     | 59               | 69                 | 753   | 379              | 374                | 572   | 302              | 270                |
| CEIBA                                         | 15      | 5                | 10                 | 11      | 3                | 8                  | 102   | 55               | 47                 | 75    | 37               | 38                 |
| CULEBRA                                       | 1       | 0                | 1                  | 4       | 1                | 3                  | 9     | 4                | 5                  | 1     | 1                | 0                  |
| FAJARDO                                       | 33      | 14               | 19                 | 36      | 14               | 22                 | 228   | 102              | 126                | 181   | 101              | 80                 |
| LUQUILLO                                      | 16      | 8                | 8                  | 25      | 13               | 12                 | 89    | 48               | 41                 | 84    | 42               | 42                 |
| RÍO GRANDE                                    | 46      | 29               | 17                 | 43      | 23               | 20                 | 281   | 147              | 134                | 215   | 113              | 102                |
| VIEQUES                                       | 16      | 10               | 6                  | 9       | 5                | 4                  | 44    | 23               | 21                 | 16    | 8                | 8                  |
| P R NO ESPECIFICADO                           | 0       | 0                | 0                  | 0       | 0                | 0                  | 0     | 0                | 0                  | 0     | 0                | 0                  |
| NO RESIDENTE                                  | 1       | 0                | 1                  | 2       | 2                | 0                  | 19    | 8                | 11                 | 39    | 18               | 21                 |
| ISLAS VÍRGENES                                | 1       | 0                | 1                  | 0       | 0                | 0                  | 3     | 2                | 1                  | 8     | 4                | 4                  |
| REPÚBLICA DOMINICANA                          | 0       | 0                | 0                  | 0       | 0                | 0                  | 0     | 0                | 0                  | 0     | 0                | 0                  |
| OTROS PAÍSES                                  | 0       | 0                | 0                  | 2       | 2                | 0                  | 16    | 6                | 10                 | 31    | 14               | 17                 |
| DESCONOCIDOS                                  | 0       | 0                | 0                  | 0       | 0                | 0                  | 0     | 0                | 0                  | 0     | 0                | 0                  |

Tabla 31 - NACIMIENTOS VIVOS POR SEXO, MUNICIPIO DE RESIDENCIA Y EDAD DE LA MADRE

Table 31 - LIVE BIRTHS BY SEX, MOTHER'S RESIDENCE AND MOTHER'S AGE

PUERTO RICO, 2000

| MUNICIPIO DE RESIDENCIA<br>MOTHER'S RESIDENCE | 30-34        |                  |                    | 35-39        |                  |                    | 40-44      |                  |                    | 45-49     |                  |                    | NO ESPECIF. - UNKNOWN |                  |                    |
|-----------------------------------------------|--------------|------------------|--------------------|--------------|------------------|--------------------|------------|------------------|--------------------|-----------|------------------|--------------------|-----------------------|------------------|--------------------|
|                                               | TOTAL        | HOMBRES<br>MALES | MUJERES<br>FEMALES | TOTAL        | HOMBRES<br>MALES | MUJERES<br>FEMALES | TOTAL      | HOMBRES<br>MALES | MUJERES<br>FEMALES | TOTAL     | HOMBRES<br>MALES | MUJERES<br>FEMALES | TOTAL                 | HOMBRES<br>MALES | MUJERES<br>FEMALES |
| <b>TOTAL</b>                                  | <b>8,902</b> | <b>4,515</b>     | <b>4,387</b>       | <b>3,762</b> | <b>1,974</b>     | <b>1,788</b>       | <b>748</b> | <b>362</b>       | <b>386</b>         | <b>29</b> | <b>14</b>        | <b>15</b>          | <b>54</b>             | <b>27</b>        | <b>27</b>          |
| REGIÓN ARECIBO                                | 983          | 467              | 516                | 374          | 200              | 174                | 77         | 40               | 37                 | 2         | 1                | 1                  | 2                     | 2                | 0                  |
| ÁREA DE ARECIBO                               | 540          | 253              | 287                | 215          | 122              | 93                 | 41         | 22               | 19                 | 1         | 0                | 1                  | 1                     | 1                | 0                  |
| ARECIBO                                       | 199          | 85               | 114                | 69           | 38               | 31                 | 13         | 6                | 7                  | 0         | 0                | 0                  | 1                     | 1                | 0                  |
| CAMUY                                         | 76           | 29               | 47                 | 38           | 19               | 19                 | 0          | 0                | 0                  | 0         | 0                | 0                  | 0                     | 0                | 0                  |
| HATILLO                                       | 88           | 48               | 40                 | 34           | 23               | 11                 | 6          | 5                | 1                  | 0         | 0                | 0                  | 0                     | 0                | 0                  |
| LARES                                         | 66           | 35               | 31                 | 26           | 14               | 12                 | 7          | 3                | 4                  | 0         | 0                | 0                  | 0                     | 0                | 0                  |
| QUEBRADILLAS                                  | 47           | 29               | 18                 | 18           | 7                | 11                 | 3          | 2                | 1                  | 0         | 0                | 0                  | 0                     | 0                | 0                  |
| UTUADO                                        | 64           | 27               | 37                 | 30           | 21               | 9                  | 12         | 6                | 6                  | 1         | 0                | 1                  | 0                     | 0                | 0                  |
| ÁREA DE MANATÍ                                | 443          | 214              | 229                | 159          | 78               | 81                 | 36         | 18               | 18                 | 1         | 1                | 0                  | 1                     | 1                | 0                  |
| BARCELONETA                                   | 49           | 25               | 24                 | 23           | 11               | 12                 | 3          | 1                | 2                  | 0         | 0                | 0                  | 0                     | 0                | 0                  |
| CIALES                                        | 38           | 22               | 16                 | 16           | 5                | 11                 | 7          | 3                | 4                  | 0         | 0                | 0                  | 0                     | 0                | 0                  |
| FLORIDA                                       | 34           | 18               | 16                 | 6            | 4                | 2                  | 2          | 1                | 1                  | 0         | 0                | 0                  | 0                     | 0                | 0                  |
| MANATÍ                                        | 109          | 46               | 63                 | 33           | 17               | 16                 | 13         | 8                | 5                  | 0         | 0                | 0                  | 0                     | 0                | 0                  |
| MOROVIS                                       | 71           | 39               | 32                 | 24           | 12               | 12                 | 4          | 2                | 2                  | 0         | 0                | 0                  | 0                     | 0                | 0                  |
| VEGA BAJA                                     | 142          | 64               | 78                 | 57           | 29               | 28                 | 7          | 3                | 4                  | 1         | 1                | 0                  | 1                     | 1                | 0                  |
| REGIÓN BAYAMÓN                                | 1,594        | 822              | 772                | 706          | 386              | 320                | 144        | 61               | 83                 | 6         | 4                | 2                  | 3                     | 3                | 0                  |
| ÁREA BARRANQUITAS                             | 299          | 151              | 148                | 158          | 87               | 71                 | 23         | 11               | 12                 | 2         | 2                | 0                  | 1                     | 1                | 0                  |
| BARRANQUITAS                                  | 56           | 30               | 26                 | 34           | 21               | 13                 | 5          | 3                | 2                  | 0         | 0                | 0                  | 1                     | 1                | 0                  |
| COMERIO                                       | 42           | 19               | 23                 | 16           | 5                | 11                 | 5          | 2                | 3                  | 1         | 1                | 0                  | 0                     | 0                | 0                  |
| COROZAL                                       | 72           | 40               | 32                 | 42           | 21               | 21                 | 7          | 4                | 3                  | 1         | 1                | 0                  | 0                     | 0                | 0                  |
| NARANJITO                                     | 73           | 38               | 35                 | 44           | 26               | 18                 | 4          | 1                | 3                  | 0         | 0                | 0                  | 0                     | 0                | 0                  |
| OROCOVIS                                      | 56           | 24               | 32                 | 22           | 14               | 8                  | 2          | 1                | 1                  | 0         | 0                | 0                  | 0                     | 0                | 0                  |
| ÁREA DE BAYAMÓN                               | 904          | 492              | 412                | 369          | 195              | 174                | 80         | 30               | 50                 | 1         | 1                | 0                  | 2                     | 2                | 0                  |
| BAYAMÓN                                       | 597          | 327              | 270                | 258          | 138              | 120                | 56         | 18               | 38                 | 0         | 0                | 0                  | 0                     | 0                | 0                  |
| TOA ALTA                                      | 232          | 126              | 106                | 74           | 39               | 35                 | 11         | 6                | 5                  | 1         | 1                | 0                  | 2                     | 2                | 0                  |
| VEGA ALTA                                     | 75           | 39               | 36                 | 37           | 18               | 19                 | 13         | 6                | 7                  | 0         | 0                | 0                  | 0                     | 0                | 0                  |
| ÁREA DE CATAÑO                                | 391          | 179              | 212                | 179          | 104              | 75                 | 41         | 20               | 21                 | 3         | 1                | 2                  | 0                     | 0                | 0                  |
| CATAÑO                                        | 61           | 29               | 32                 | 28           | 16               | 12                 | 8          | 6                | 2                  | 1         | 0                | 1                  | 0                     | 0                | 0                  |
| DORADO                                        | 112          | 52               | 60                 | 41           | 26               | 15                 | 9          | 4                | 5                  | 1         | 0                | 1                  | 0                     | 0                | 0                  |
| TOA BAJA                                      | 218          | 98               | 120                | 110          | 62               | 48                 | 24         | 10               | 14                 | 1         | 1                | 0                  | 0                     | 0                | 0                  |
| REGIÓN DE CAGUAS                              | 1,275        | 637              | 638                | 491          | 259              | 232                | 82         | 42               | 40                 | 2         | 2                | 0                  | 5                     | 1                | 4                  |
| ÁREA DE CAGUAS                                | 669          | 340              | 329                | 260          | 135              | 125                | 40         | 20               | 20                 | 1         | 1                | 0                  | 1                     | 0                | 1                  |
| AGUAS BUENAS                                  | 61           | 31               | 30                 | 19           | 11               | 8                  | 4          | 3                | 1                  | 0         | 0                | 0                  | 0                     | 0                | 0                  |
| CAGUAS                                        | 361          | 186              | 175                | 161          | 85               | 76                 | 19         | 11               | 8                  | 1         | 1                | 0                  | 1                     | 0                | 1                  |
| GURABO                                        | 96           | 44               | 52                 | 32           | 18               | 14                 | 6          | 1                | 5                  | 0         | 0                | 0                  | 0                     | 0                | 0                  |
| JUNCOS                                        | 69           | 43               | 26                 | 23           | 10               | 13                 | 6          | 1                | 5                  | 0         | 0                | 0                  | 0                     | 0                | 0                  |
| SAN LORENZO                                   | 82           | 36               | 46                 | 25           | 11               | 14                 | 5          | 4                | 1                  | 0         | 0                | 0                  | 0                     | 0                | 0                  |
| ÁREA DE CAYEY                                 | 259          | 140              | 119                | 97           | 51               | 46                 | 17         | 8                | 9                  | 1         | 1                | 0                  | 3                     | 1                | 2                  |
| AIBONITO                                      | 51           | 27               | 24                 | 24           | 15               | 9                  | 5          | 2                | 3                  | 0         | 0                | 0                  | 0                     | 0                | 0                  |
| CAYEY                                         | 117          | 67               | 50                 | 46           | 22               | 24                 | 6          | 4                | 2                  | 0         | 0                | 0                  | 2                     | 1                | 1                  |
| CIDRA                                         | 91           | 46               | 45                 | 27           | 14               | 13                 | 6          | 2                | 4                  | 1         | 1                | 0                  | 1                     | 0                | 1                  |
| ÁREA DE HUMACAO                               | 347          | 157              | 190                | 134          | 73               | 61                 | 25         | 14               | 11                 | 0         | 0                | 0                  | 1                     | 0                | 1                  |
| HUMACAO                                       | 133          | 65               | 68                 | 48           | 32               | 16                 | 10         | 4                | 6                  | 0         | 0                | 0                  | 0                     | 0                | 0                  |
| LAS PIEDRAS                                   | 72           | 31               | 41                 | 27           | 13               | 14                 | 7          | 5                | 2                  | 0         | 0                | 0                  | 0                     | 0                | 0                  |
| MAUNABO                                       | 22           | 8                | 14                 | 8            | 3                | 5                  | 2          | 1                | 1                  | 0         | 0                | 0                  | 0                     | 0                | 0                  |
| NAGUABO                                       | 39           | 21               | 18                 | 17           | 7                | 10                 | 3          | 2                | 1                  | 0         | 0                | 0                  | 0                     | 0                | 0                  |
| YABUCOA                                       | 81           | 32               | 49                 | 34           | 18               | 16                 | 3          | 2                | 1                  | 0         | 0                | 0                  | 1                     | 0                | 1                  |
| REGIÓN MAYAGUEZ                               | 667          | 361              | 306                | 251          | 115              | 136                | 60         | 33               | 27                 | 2         | 1                | 1                  | 3                     | 1                | 2                  |
| ÁREA DE MAYAGÜEZ                              | 486          | 268              | 218                | 176          | 83               | 93                 | 43         | 23               | 20                 | 0         | 0                | 0                  | 3                     | 1                | 2                  |
| ANASCO                                        | 75           | 41               | 34                 | 21           | 7                | 14                 | 6          | 4                | 2                  | 0         | 0                | 0                  | 1                     | 1                | 0                  |
| CABO ROJO                                     | 112          | 63               | 49                 | 41           | 18               | 23                 | 16         | 8                | 8                  | 0         | 0                | 0                  | 0                     | 0                | 0                  |
| HORMIGUEROS                                   | 37           | 24               | 13                 | 12           | 8                | 4                  | 1          | 1                | 0                  | 0         | 0                | 0                  | 0                     | 0                | 0                  |
| LAS MARIAS                                    | 30           | 17               | 13                 | 6            | 2                | 4                  | 2          | 1                | 1                  | 0         | 0                | 0                  | 0                     | 0                | 0                  |
| MARICAO                                       | 9            | 6                | 3                  | 6            | 5                | 1                  | 1          | 1                | 0                  | 0         | 0                | 0                  | 0                     | 0                | 0                  |
| MAYAGÜEZ                                      | 188          | 92               | 96                 | 74           | 37               | 37                 | 16         | 7                | 9                  | 0         | 0                | 0                  | 1                     | 0                | 1                  |

Tabla 31 - NACIMIENTOS VIVOS POR SEXO, MUNICIPIO DE RESIDENCIA Y EDAD DE LA MADRE  
 Table 31 - LIVE BIRTHS BY SEX, MOTHER'S RESIDENCE AND MOTHER'S AGE  
 PUERTO RICO, 2000

| MUNICIPIO DE RESIDENCIA<br>MOTHER'S RESIDENCE | 30-34 |                  |                    | 35-39 |                  |                    | 40-44 |                  |                    | 45-49 |                  |                    | NO ESPECIF. - UNKNOWN |                  |                    |
|-----------------------------------------------|-------|------------------|--------------------|-------|------------------|--------------------|-------|------------------|--------------------|-------|------------------|--------------------|-----------------------|------------------|--------------------|
|                                               | TOTAL | HOMBRES<br>MALES | MUJERES<br>FEMALES | TOTAL | HOMBRES<br>MALES | MUJERES<br>FEMALES | TOTAL | HOMBRES<br>MALES | MUJERES<br>FEMALES | TOTAL | HOMBRES<br>MALES | MUJERES<br>FEMALES | TOTAL                 | HOMBRES<br>MALES | MUJERES<br>FEMALES |
| RINCÓN                                        | 35    | 25               | 10                 | 16    | 6                | 10                 | 1     | 1                | 0                  | 0     | 0                | 0                  | 1                     | 0                | 1                  |
| ÁREA DE SAN GERMÁN                            | 181   | 93               | 88                 | 75    | 32               | 43                 | 17    | 10               | 7                  | 2     | 1                | 1                  | 0                     | 0                | 0                  |
| LAJAS                                         | 51    | 31               | 20                 | 17    | 8                | 9                  | 4     | 3                | 1                  | 0     | 0                | 0                  | 0                     | 0                | 0                  |
| SABANA GRANDE                                 | 49    | 28               | 21                 | 27    | 10               | 17                 | 6     | 3                | 3                  | 2     | 1                | 1                  | 0                     | 0                | 0                  |
| SAN GERMÁN                                    | 81    | 34               | 47                 | 31    | 14               | 17                 | 7     | 4                | 3                  | 0     | 0                | 0                  | 0                     | 0                | 0                  |
| SUB REGIÓN AGUADILLA                          | 540   | 272              | 268                | 197   | 101              | 96                 | 42    | 19               | 23                 | 3     | 2                | 1                  | 0                     | 0                | 0                  |
| AGUADA                                        | 90    | 46               | 44                 | 35    | 17               | 18                 | 7     | 2                | 5                  | 0     | 0                | 0                  | 0                     | 0                | 0                  |
| AGUADILLA                                     | 128   | 59               | 69                 | 65    | 31               | 34                 | 9     | 4                | 5                  | 0     | 0                | 0                  | 0                     | 0                | 0                  |
| ISABELA                                       | 141   | 67               | 74                 | 35    | 18               | 17                 | 12    | 3                | 9                  | 0     | 0                | 0                  | 0                     | 0                | 0                  |
| MOCA                                          | 95    | 49               | 46                 | 37    | 21               | 16                 | 7     | 5                | 2                  | 1     | 1                | 0                  | 0                     | 0                | 0                  |
| SAN SEBASTIÁN                                 | 86    | 51               | 35                 | 25    | 14               | 11                 | 7     | 5                | 2                  | 2     | 1                | 1                  | 0                     | 0                | 0                  |
| REGIÓN PONCE                                  | 1,234 | 640              | 594                | 566   | 293              | 273                | 116   | 56               | 60                 | 3     | 1                | 2                  | 3                     | 2                | 1                  |
| ÁREA DE GUAYAMA                               | 215   | 110              | 105                | 78    | 36               | 42                 | 17    | 8                | 9                  | 0     | 0                | 0                  | 0                     | 0                | 0                  |
| ARROYO                                        | 31    | 15               | 16                 | 16    | 9                | 7                  | 2     | 0                | 2                  | 0     | 0                | 0                  | 0                     | 0                | 0                  |
| GUAYAMA                                       | 90    | 50               | 40                 | 28    | 14               | 14                 | 6     | 4                | 2                  | 0     | 0                | 0                  | 0                     | 0                | 0                  |
| PATILLAS                                      | 41    | 18               | 23                 | 16    | 5                | 11                 | 5     | 1                | 4                  | 0     | 0                | 0                  | 0                     | 0                | 0                  |
| SALINAS                                       | 53    | 27               | 26                 | 18    | 8                | 10                 | 4     | 3                | 1                  | 0     | 0                | 0                  | 0                     | 0                | 0                  |
| ÁREA DE PONCE                                 | 778   | 397              | 381                | 389   | 208              | 181                | 81    | 37               | 44                 | 2     | 0                | 2                  | 2                     | 1                | 1                  |
| ADJUNTAS                                      | 40    | 24               | 16                 | 22    | 15               | 7                  | 5     | 2                | 3                  | 0     | 0                | 0                  | 0                     | 0                | 0                  |
| COAMO                                         | 75    | 40               | 35                 | 35    | 20               | 15                 | 6     | 4                | 2                  | 1     | 0                | 1                  | 1                     | 0                | 1                  |
| JAYUYA                                        | 32    | 17               | 15                 | 25    | 12               | 13                 | 4     | 2                | 2                  | 0     | 0                | 0                  | 1                     | 1                | 0                  |
| JUANA DÍAZ                                    | 111   | 60               | 51                 | 63    | 34               | 29                 | 15    | 7                | 8                  | 0     | 0                | 0                  | 0                     | 0                | 0                  |
| PONCE                                         | 401   | 201              | 200                | 196   | 100              | 96                 | 35    | 16               | 19                 | 1     | 0                | 1                  | 0                     | 0                | 0                  |
| SANTA ISABEL                                  | 51    | 27               | 24                 | 19    | 14               | 5                  | 6     | 1                | 5                  | 0     | 0                | 0                  | 0                     | 0                | 0                  |
| VILLALBA                                      | 68    | 28               | 40                 | 29    | 13               | 16                 | 10    | 5                | 5                  | 0     | 0                | 0                  | 0                     | 0                | 0                  |
| ÁREA DE YAUCO                                 | 241   | 133              | 108                | 99    | 49               | 50                 | 18    | 11               | 7                  | 1     | 1                | 0                  | 1                     | 1                | 0                  |
| GUANICA                                       | 42    | 21               | 21                 | 15    | 7                | 8                  | 0     | 0                | 0                  | 0     | 0                | 0                  | 0                     | 0                | 0                  |
| GUAYANILLA                                    | 38    | 19               | 19                 | 20    | 10               | 10                 | 3     | 1                | 2                  | 0     | 0                | 0                  | 1                     | 1                | 0                  |
| PENUELAS                                      | 69    | 42               | 27                 | 24    | 8                | 16                 | 6     | 5                | 1                  | 0     | 0                | 0                  | 0                     | 0                | 0                  |
| YAUCO                                         | 92    | 51               | 41                 | 40    | 24               | 16                 | 9     | 5                | 4                  | 1     | 1                | 0                  | 0                     | 0                | 0                  |
| REGIÓN METROPOLITANA                          | 2,264 | 1,156            | 1,108              | 1,045 | 554              | 491                | 195   | 96               | 99                 | 10    | 3                | 7                  | 19                    | 7                | 12                 |
| ÁREA DE CAROLINA                              | 861   | 441              | 420                | 374   | 198              | 176                | 69    | 31               | 38                 | 4     | 1                | 3                  | 7                     | 3                | 4                  |
| CANÓVANAS                                     | 100   | 47               | 53                 | 45    | 27               | 18                 | 6     | 3                | 3                  | 0     | 0                | 0                  | 1                     | 0                | 1                  |
| CAROLINA                                      | 512   | 267              | 245                | 187   | 102              | 85                 | 42    | 20               | 22                 | 3     | 0                | 3                  | 3                     | 1                | 2                  |
| LOÍZA                                         | 49    | 29               | 20                 | 17    | 7                | 10                 | 5     | 1                | 4                  | 0     | 0                | 0                  | 3                     | 2                | 1                  |
| TRUJILLO ALTO                                 | 200   | 98               | 102                | 125   | 62               | 63                 | 16    | 7                | 9                  | 1     | 1                | 0                  | 0                     | 0                | 0                  |
| ÁREA DE SAN JUAN                              | 1,403 | 715              | 688                | 671   | 356              | 315                | 126   | 65               | 61                 | 6     | 2                | 4                  | 12                    | 4                | 8                  |
| GUAYNABO                                      | 332   | 170              | 162                | 144   | 77               | 67                 | 35    | 19               | 16                 | 2     | 1                | 1                  | 0                     | 0                | 0                  |
| SAN JUAN                                      | 1,071 | 545              | 526                | 527   | 279              | 248                | 91    | 46               | 45                 | 4     | 1                | 3                  | 12                    | 4                | 8                  |
| SUB REGIÓN FAJARDO                            | 316   | 145              | 171                | 118   | 63               | 55                 | 28    | 14               | 14                 | 1     | 0                | 1                  | 2                     | 1                | 1                  |
| CEIBA                                         | 51    | 27               | 24                 | 17    | 7                | 10                 | 4     | 2                | 2                  | 0     | 0                | 0                  | 0                     | 0                | 0                  |
| CULEBRA                                       | 3     | 0                | 3                  | 2     | 0                | 2                  | 1     | 1                | 0                  | 0     | 0                | 0                  | 0                     | 0                | 0                  |
| FAJARDO                                       | 82    | 48               | 44                 | 29    | 14               | 15                 | 8     | 3                | 5                  | 0     | 0                | 0                  | 1                     | 0                | 1                  |
| LUQUILLO                                      | 34    | 10               | 24                 | 16    | 9                | 7                  | 3     | 1                | 2                  | 0     | 0                | 0                  | 0                     | 0                | 0                  |
| RÍO GRANDE                                    | 123   | 53               | 70                 | 47    | 30               | 17                 | 9     | 5                | 4                  | 0     | 0                | 0                  | 1                     | 1                | 0                  |
| VIEQUES                                       | 13    | 7                | 6                  | 7     | 3                | 4                  | 3     | 2                | 1                  | 1     | 0                | 1                  | 0                     | 0                | 0                  |
| P R NO ESPECIFICADO                           | 0     | 0                | 0                  | 0     | 0                | 0                  | 0     | 0                | 0                  | 0     | 0                | 0                  | 0                     | 0                | 0                  |
| NO RESIDENTE                                  | 29    | 15               | 14                 | 14    | 3                | 11                 | 4     | 1                | 3                  | 0     | 0                | 0                  | 0                     | 0                | 0                  |
| ISLAS VIRGENES                                | 7     | 7                | 0                  | 1     | 0                | 1                  | 0     | 0                | 0                  | 0     | 0                | 0                  | 0                     | 0                | 0                  |
| REPÚBLICA DOMINICANA                          | 2     | 0                | 2                  | 0     | 0                | 0                  | 0     | 0                | 0                  | 0     | 0                | 0                  | 0                     | 0                | 0                  |
| OTROS PAÍSES                                  | 20    | 8                | 12                 | 13    | 3                | 10                 | 4     | 1                | 3                  | 0     | 0                | 0                  | 0                     | 0                | 0                  |
| DESCONOCIDOS                                  | 0     | 0                | 0                  | 0     | 0                | 0                  | 0     | 0                | 0                  | 0     | 0                | 0                  | 17                    | 10               | 7                  |

FUENTE: DEPARTAMENTO DE SALUD, SAPEESI, DIVISIÓN DE ESTADÍSTICAS, SAN JUAN, PUERTO RICO  
 SOURCE: DEPARTMENT OF HEALTH, ASPESIS, DIVISION OF STATISTICS, SAN JUAN, PUERTO RICO

Tabla 32 - NACIMIENTOS VIVOS POR MUNICIPIO DE RESIDENCIA DE LA MADRE (BAJO PESO, ADOLESCENTES, SOLTERAS Y CUIDADO PRENATAL TEMPRANO)  
 Table 32 - LIVE BIRTHS BY MUNICIPALITY OF MOTHER'S RESIDENCE (LOW BIRTH WEIGHT, TEENAGE MOTHERS, SINGLES AND EARLY PRENATAL CARE)  
 PUERTO RICO, 2000

| REGION Y/O<br>MUNICIPIO<br>RESIDENCIA | TOTAL<br>NAC.<br>VIVOS | MUY BAJO PESO<br><1,500 GR O <3LB 5OZ |            | BAJO PESO<br><2,500 GR O <5LB 9OZ |             | MADRES ADOLESCENTES<br>10 A 19 AÑOS |             | MADRES SOLTERAS<br>Y/O CONSENSUAL |             | CUIDADO PRENATAL<br>PRIMER TRIMESTRE |             |
|---------------------------------------|------------------------|---------------------------------------|------------|-----------------------------------|-------------|-------------------------------------|-------------|-----------------------------------|-------------|--------------------------------------|-------------|
|                                       |                        | NÚMERO                                | POR CIENTO | NÚMERO                            | POR CIENTO  | NÚMERO                              | POR CIENTO  | NÚMERO                            | POR CIENTO  | NÚMERO                               | POR CIENTO  |
| <b>TOTAL</b>                          | <b>59,460</b>          | <b>854</b>                            | <b>1.4</b> | <b>6,423</b>                      | <b>10.8</b> | <b>11,390</b>                       | <b>19.2</b> | <b>29,573</b>                     | <b>49.7</b> | <b>46,238</b>                        | <b>77.8</b> |
| REGION ARECIBO                        | 7,219                  | 89                                    | 1.2        | 803                               | 11.1        | 1,501                               | 20.8        | 3,210                             | 44.5        | 6,214                                | 86.1        |
| AREA DE ARECIBO                       | 3,903                  | 46                                    | 1.2        | 473                               | 12.1        | 774                                 | 19.8        | 1,517                             | 38.9        | 3,374                                | 86.4        |
| ARECIBO                               | 1,470                  | 15                                    | 1.0        | 173                               | 11.8        | 280                                 | 19.0        | 613                               | 41.7        | 1,314                                | 89.4        |
| CAMUY                                 | 518                    | 2                                     | 0.4        | 35                                | 6.8         | 72                                  | 13.9        | 161                               | 31.1        | 471                                  | 90.9        |
| HATILLO                               | 527                    | 8                                     | 1.5        | 56                                | 10.6        | 110                                 | 20.9        | 179                               | 34.0        | 437                                  | 82.9        |
| LARES                                 | 518                    | 10                                    | 1.9        | 74                                | 14.3        | 117                                 | 22.6        | 216                               | 41.7        | 426                                  | 82.2        |
| QUEBRADILLAS                          | 380                    | 5                                     | 1.3        | 55                                | 14.5        | 81                                  | 21.3        | 128                               | 33.7        | 320                                  | 84.2        |
| UTUADO                                | 490                    | 6                                     | 1.2        | 80                                | 16.3        | 114                                 | 23.3        | 220                               | 44.9        | 406                                  | 82.9        |
| AREA DE MANATÍ                        | 3,316                  | 43                                    | 1.3        | 330                               | 10.0        | 727                                 | 21.9        | 1,693                             | 51.1        | 2,840                                | 85.6        |
| BARCELONETA                           | 400                    | 3                                     | 0.8        | 47                                | 11.8        | 95                                  | 23.8        | 200                               | 50.0        | 347                                  | 86.8        |
| CIALES                                | 335                    | 6                                     | 1.8        | 25                                | 7.5         | 83                                  | 24.8        | 189                               | 56.4        | 281                                  | 83.9        |
| FLORIDA                               | 196                    | 1                                     | 0.5        | 12                                | 6.1         | 41                                  | 20.9        | 70                                | 35.7        | 165                                  | 84.2        |
| MANATÍ                                | 780                    | 9                                     | 1.2        | 75                                | 9.6         | 166                                 | 21.3        | 404                               | 51.8        | 666                                  | 85.4        |
| MOROVIS                               | 546                    | 8                                     | 1.5        | 72                                | 13.2        | 107                                 | 19.6        | 284                               | 52.0        | 525                                  | 96.2        |
| VEGA BAJA                             | 1,059                  | 16                                    | 1.5        | 99                                | 9.3         | 235                                 | 22.2        | 546                               | 51.6        | 856                                  | 80.8        |
| REGION BAYAMON                        | 10,129                 | 142                                   | 1.4        | 1,112                             | 11.0        | 1,948                               | 19.2        | 5,283                             | 52.2        | 7,874                                | 77.7        |
| AREA BARRANQUITAS                     | 2,297                  | 26                                    | 1.1        | 233                               | 10.1        | 551                                 | 24.0        | 1,350                             | 58.8        | 1,943                                | 84.6        |
| BARRANQUITAS                          | 455                    | 8                                     | 1.8        | 49                                | 10.8        | 111                                 | 24.4        | 286                               | 62.9        | 395                                  | 86.8        |
| COMERIO                               | 330                    | 5                                     | 1.5        | 34                                | 10.3        | 81                                  | 24.5        | 212                               | 64.2        | 264                                  | 80.0        |
| COROZAL                               | 597                    | 6                                     | 1.0        | 59                                | 9.9         | 150                                 | 25.1        | 330                               | 55.3        | 520                                  | 87.1        |
| NARANJITO                             | 525                    | 3                                     | 0.6        | 49                                | 9.3         | 106                                 | 20.2        | 269                               | 51.2        | 444                                  | 84.6        |
| OROCOVIS                              | 390                    | 4                                     | 1.0        | 42                                | 10.8        | 103                                 | 26.4        | 253                               | 64.9        | 320                                  | 82.1        |
| AREA DE BAYAMÓN                       | 5,111                  | 68                                    | 1.3        | 552                               | 10.8        | 871                                 | 17.0        | 2,485                             | 48.6        | 3,992                                | 78.1        |
| BAYAMÓN                               | 3,460                  | 53                                    | 1.5        | 375                               | 10.8        | 566                                 | 16.4        | 1,719                             | 49.7        | 2,677                                | 77.4        |
| TOA ALTA                              | 1,049                  | 12                                    | 1.1        | 114                               | 10.9        | 168                                 | 16.0        | 431                               | 41.1        | 851                                  | 81.1        |
| VEGA ALTA                             | 602                    | 3                                     | 0.5        | 63                                | 10.5        | 137                                 | 22.8        | 335                               | 55.6        | 464                                  | 77.1        |
| AREA DE CATANO                        | 2,721                  | 48                                    | 1.8        | 327                               | 12.0        | 526                                 | 19.3        | 1,448                             | 53.2        | 1,939                                | 71.3        |
| CATANO                                | 514                    | 11                                    | 2.1        | 60                                | 11.7        | 128                                 | 24.9        | 347                               | 67.5        | 332                                  | 64.6        |
| DORADO                                | 647                    | 11                                    | 1.7        | 78                                | 12.1        | 110                                 | 17.0        | 303                               | 46.8        | 476                                  | 73.6        |
| TOA BAJA                              | 1,560                  | 26                                    | 1.7        | 189                               | 12.1        | 288                                 | 18.5        | 798                               | 51.2        | 1,131                                | 72.5        |
| REGION CAGUAS                         | 9,041                  | 134                                   | 1.5        | 1,011                             | 11.2        | 1,812                               | 20.0        | 4,674                             | 51.7        | 7,185                                | 79.5        |
| AREA DE CAGUAS                        | 4,473                  | 72                                    | 1.6        | 553                               | 12.4        | 859                                 | 19.2        | 2,222                             | 49.7        | 3,606                                | 80.6        |
| AGUAS BUENAS                          | 465                    | 11                                    | 2.4        | 49                                | 10.5        | 112                                 | 24.1        | 231                               | 49.7        | 348                                  | 74.8        |
| CAGUAS                                | 2,276                  | 34                                    | 1.5        | 297                               | 13.0        | 399                                 | 17.5        | 1,185                             | 52.1        | 1,866                                | 82.0        |
| GURABO                                | 560                    | 9                                     | 1.6        | 60                                | 10.7        | 105                                 | 18.8        | 242                               | 43.2        | 464                                  | 82.9        |

Tabla 32 - NACIMIENTOS VIVOS POR MUNICIPIO DE RESIDENCIA DE LA MADRE (BAJO PESO, ADOLESCENTES, SOLTERAS Y CUIDADO PRENATAL TEMPRANO)  
 Table 32 - LIVE BIRTHS BY MUNICIPALITY OF MOTHER'S RESIDENCE (LOW BIRTH WEIGHT, TEENAGE MOTHERS, SINGLES AND EARLY PRENATAL CARE)  
 PUERTO RICO, 2000

| REGIÓN Y/O<br>MUNICIPIO<br>RESIDENCIA | TOTAL<br>NAC.<br>VIVOS | MUY BAJO PESO<br><1,500 GR O <3LB 5OZ |            | BAJO PESO<br><2,500 GR O <5LB 9OZ |            | MADRES ADOLESCENTES<br>10 A 19 AÑOS |            | MADRES SOLTERAS<br>Y/O CONSENSUAL |            | CUIDADO PRENATAL<br>PRIMER TRIMESTRE |            |
|---------------------------------------|------------------------|---------------------------------------|------------|-----------------------------------|------------|-------------------------------------|------------|-----------------------------------|------------|--------------------------------------|------------|
|                                       |                        | NÚMERO                                | POR CIENTO | NÚMERO                            | POR CIENTO | NÚMERO                              | POR CIENTO | NÚMERO                            | POR CIENTO | NÚMERO                               | POR CIENTO |
|                                       |                        |                                       |            |                                   |            |                                     |            |                                   |            |                                      |            |
| JUNCOS                                | 605                    | 7                                     | 1.2        | 69                                | 11.4       | 127                                 | 21.0       | 273                               | 45.1       | 456                                  | 75.4       |
| SAN LORENZO                           | 567                    | 11                                    | 1.9        | 78                                | 13.8       | 116                                 | 20.5       | 291                               | 51.3       | 472                                  | 83.2       |
| ÁREA DE CAYEY                         | 1,798                  | 19                                    | 1.1        | 174                               | 9.7        | 364                                 | 20.2       | 980                               | 54.5       | 1,363                                | 75.8       |
| AIBONITO                              | 434                    | 6                                     | 1.4        | 37                                | 8.5        | 86                                  | 19.8       | 268                               | 61.8       | 368                                  | 84.8       |
| CAYEY                                 | 745                    | 6                                     | 0.8        | 75                                | 10.1       | 148                                 | 19.9       | 397                               | 53.3       | 543                                  | 72.9       |
| CIDRA                                 | 619                    | 7                                     | 1.1        | 62                                | 10.0       | 130                                 | 21.0       | 315                               | 50.9       | 452                                  | 73.0       |
| ÁREA DE HUMACAO                       | 2,770                  | 43                                    | 1.6        | 284                               | 10.3       | 589                                 | 21.3       | 1,472                             | 53.1       | 2,216                                | 80.0       |
| HUMACAO                               | 1,048                  | 17                                    | 1.6        | 110                               | 10.5       | 220                                 | 21.0       | 573                               | 54.7       | 830                                  | 79.2       |
| LAS PIEDRAS                           | 571                    | 6                                     | 1.1        | 69                                | 12.1       | 103                                 | 18.0       | 274                               | 48.0       | 456                                  | 79.9       |
| MAUNABO                               | 166                    | 2                                     | 1.2        | 18                                | 10.8       | 37                                  | 22.3       | 106                               | 63.9       | 139                                  | 83.7       |
| NAGUABO                               | 372                    | 8                                     | 2.2        | 35                                | 9.4        | 98                                  | 26.3       | 178                               | 47.8       | 284                                  | 76.3       |
| YABUCOA                               | 613                    | 10                                    | 1.6        | 52                                | 8.5        | 131                                 | 21.4       | 341                               | 55.6       | 507                                  | 82.7       |
| REGIÓN MAYAGUEZ                       | 4,381                  | 70                                    | 1.6        | 470                               | 10.7       | 763                                 | 17.4       | 1,805                             | 41.2       | 3,458                                | 78.9       |
| ÁREA DE MAYAGUEZ                      | 3,114                  | 46                                    | 1.5        | 329                               | 10.6       | 576                                 | 18.5       | 1,277                             | 41.0       | 2,432                                | 78.1       |
| ANASCO                                | 408                    | 9                                     | 2.2        | 45                                | 11.0       | 68                                  | 16.7       | 149                               | 36.5       | 337                                  | 82.6       |
| CABO ROJO                             | 669                    | 15                                    | 2.2        | 74                                | 11.1       | 112                                 | 16.7       | 252                               | 37.7       | 543                                  | 81.2       |
| HORMIGUEROS                           | 240                    | 1                                     | 0.4        | 16                                | 6.7        | 32                                  | 13.3       | 84                                | 35.0       | 194                                  | 80.8       |
| LAS MARIAS                            | 149                    | 0                                     | 0.0        | 14                                | 9.4        | 39                                  | 26.2       | 61                                | 40.9       | 97                                   | 65.1       |
| MARICAO                               | 104                    | 1                                     | 1.0        | 22                                | 21.2       | 31                                  | 29.8       | 48                                | 46.2       | 66                                   | 63.5       |
| MAYAGÜEZ                              | 1,328                  | 16                                    | 1.2        | 137                               | 10.3       | 250                                 | 18.8       | 600                               | 45.2       | 1,006                                | 75.8       |
| RINCÓN                                | 216                    | 4                                     | 1.9        | 21                                | 9.7        | 44                                  | 20.4       | 83                                | 38.4       | 189                                  | 87.5       |
| ÁREA DE SAN GERMAN                    | 1,267                  | 24                                    | 1.9        | 141                               | 11.1       | 187                                 | 14.8       | 528                               | 41.7       | 1,026                                | 81.0       |
| LAJAS                                 | 380                    | 7                                     | 1.8        | 40                                | 10.5       | 66                                  | 17.4       | 170                               | 44.7       | 284                                  | 74.7       |
| SABANA GRANDE                         | 369                    | 8                                     | 2.2        | 43                                | 11.7       | 46                                  | 12.5       | 147                               | 39.8       | 313                                  | 84.8       |
| SAN GERMAN                            | 518                    | 9                                     | 1.7        | 58                                | 11.2       | 75                                  | 14.5       | 211                               | 40.7       | 429                                  | 82.8       |
| SUBREGIÓN AGUADILLA                   | 3,451                  | 42                                    | 1.2        | 367                               | 10.6       | 601                                 | 17.4       | 1,138                             | 33.0       | 3,009                                | 87.2       |
| AGUADA                                | 600                    | 7                                     | 1.2        | 63                                | 10.5       | 95                                  | 15.8       | 189                               | 31.5       | 558                                  | 93.0       |
| AGUADILLA                             | 888                    | 10                                    | 1.1        | 89                                | 10.0       | 166                                 | 18.7       | 353                               | 39.8       | 778                                  | 87.6       |
| ISABELA                               | 683                    | 9                                     | 1.3        | 70                                | 10.2       | 107                                 | 15.7       | 199                               | 29.1       | 555                                  | 81.3       |
| MOCA                                  | 644                    | 7                                     | 1.1        | 72                                | 11.2       | 110                                 | 17.1       | 168                               | 26.1       | 580                                  | 90.1       |
| SAN SEBASTIAN                         | 636                    | 9                                     | 1.4        | 73                                | 11.5       | 123                                 | 19.3       | 229                               | 36.0       | 538                                  | 84.6       |
| REGIÓN PONCE                          | 9,698                  | 161                                   | 1.7        | 1,028                             | 10.6       | 2,029                               | 20.9       | 5,203                             | 53.7       | 7,441                                | 76.7       |
| ÁREA DE GUAYAMA                       | 1,907                  | 22                                    | 1.2        | 187                               | 9.8        | 450                                 | 23.6       | 1,123                             | 58.9       | 1,536                                | 80.5       |
| ARROYO                                | 299                    | 4                                     | 1.3        | 33                                | 11.0       | 75                                  | 25.1       | 188                               | 62.9       | 253                                  | 84.6       |
| GUAYAMA                               | 751                    | 8                                     | 1.1        | 63                                | 8.4        | 176                                 | 23.4       | 424                               | 56.5       | 594                                  | 79.1       |
| PATILLAS                              | 316                    | 4                                     | 1.3        | 37                                | 11.7       | 60                                  | 19.0       | 163                               | 51.6       | 263                                  | 83.2       |

Tabla 32 - NACIMIENTOS VIVOS POR MUNICIPIO DE RESIDENCIA DE LA MADRE (BAJO PESO, ADOLESCENTES, SOLTERAS Y CUIDADO PRENATAL TEMPRANO)  
 Table 32 - LIVE BIRTHS BY MUNICIPALITY OF MOTHER'S RESIDENCE (LOW BIRTH WEIGHT, TEENAGE MOTHERS, SINGLES AND EARLY PRENATAL CARE)  
 PUERTO RICO, 2000

| REGION Y/O<br>MUNICIPIO<br>RESIDENCIA | TOTAL<br>NAC.<br>VIVOS | MUY BAJO PESO<br><1,500 GR O <3LB 5OZ |            | BAJO PESO<br><2,500 GR O <5LB 9OZ |            | MADRES ADOLESCENTES<br>10 A 19 AÑOS |            | MADRES SOLTERAS<br>Y/O CONSENSUAL |            | CUIDADO PRENATAL<br>PRIMER TRIMESTRE |            |
|---------------------------------------|------------------------|---------------------------------------|------------|-----------------------------------|------------|-------------------------------------|------------|-----------------------------------|------------|--------------------------------------|------------|
|                                       |                        | NÚMERO                                | POR CIENTO | NÚMERO                            | POR CIENTO | NÚMERO                              | POR CIENTO | NÚMERO                            | POR CIENTO | NÚMERO                               | POR CIENTO |
|                                       |                        | SALINAS                               | 541        | 6                                 | 1.1        | 54                                  | 10.0       | 139                               | 25.7       | 348                                  | 64.3       |
| ÁREA DE PONCE                         | 5,963                  | 101                                   | 1.7        | 633                               | 10.6       | 1,200                               | 20.1       | 3,191                             | 53.5       | 4,669                                | 78.3       |
| ADJUNTAS                              | 307                    | 3                                     | 1.0        | 36                                | 11.7       | 72                                  | 23.5       | 135                               | 44.0       | 267                                  | 87.0       |
| COAMO                                 | 607                    | 8                                     | 1.3        | 55                                | 9.1        | 134                                 | 22.1       | 356                               | 58.6       | 526                                  | 86.7       |
| JAYUYA                                | 278                    | 5                                     | 1.8        | 25                                | 9.0        | 64                                  | 23.0       | 138                               | 49.6       | 218                                  | 78.4       |
| JUANA DIAZ                            | 852                    | 12                                    | 1.4        | 79                                | 9.3        | 162                                 | 19.0       | 457                               | 53.6       | 715                                  | 83.9       |
| PONCE                                 | 2,985                  | 57                                    | 1.9        | 333                               | 11.2       | 552                                 | 18.5       | 1,580                             | 52.9       | 2,177                                | 72.9       |
| SANTA ISABEL                          | 441                    | 10                                    | 2.3        | 49                                | 11.1       | 104                                 | 23.6       | 271                               | 61.5       | 367                                  | 83.2       |
| VILLALBA                              | 493                    | 6                                     | 1.2        | 56                                | 11.4       | 112                                 | 22.7       | 254                               | 51.5       | 399                                  | 80.9       |
| ÁREA DE YAUCO                         | 1,828                  | 38                                    | 2.1        | 208                               | 11.4       | 379                                 | 20.7       | 889                               | 48.6       | 1,236                                | 67.6       |
| GUANICA                               | 299                    | 5                                     | 1.7        | 29                                | 9.7        | 59                                  | 19.7       | 143                               | 47.8       | 211                                  | 70.6       |
| GUAYANILLA                            | 345                    | 4                                     | 1.2        | 36                                | 10.4       | 65                                  | 18.8       | 179                               | 51.9       | 220                                  | 63.8       |
| PENUELAS                              | 482                    | 11                                    | 2.3        | 52                                | 10.8       | 106                                 | 22.0       | 237                               | 49.2       | 330                                  | 68.5       |
| YAUCO                                 | 702                    | 18                                    | 2.6        | 91                                | 13.0       | 149                                 | 21.2       | 330                               | 47.0       | 475                                  | 67.7       |
| REGION METROPOLITANA                  | 13,190                 | 186                                   | 1.4        | 1,379                             | 10.5       | 2,297                               | 17.4       | 7,185                             | 54.5       | 9,498                                | 72.0       |
| ÁREA DE CAROLINA                      | 5,254                  | 69                                    | 1.3        | 566                               | 10.8       | 897                                 | 17.1       | 2,646                             | 50.4       | 3,787                                | 72.1       |
| CANOANAS                              | 782                    | 11                                    | 1.4        | 87                                | 11.1       | 168                                 | 21.5       | 408                               | 52.2       | 565                                  | 72.3       |
| CAROLINA                              | 2,891                  | 31                                    | 1.1        | 290                               | 10.0       | 437                                 | 15.1       | 1,441                             | 49.8       | 2,024                                | 70.0       |
| LOIZA                                 | 461                    | 11                                    | 2.4        | 80                                | 17.4       | 132                                 | 28.6       | 311                               | 67.5       | 345                                  | 74.8       |
| TRUJILLO ALTO                         | 1,120                  | 16                                    | 1.4        | 109                               | 9.7        | 160                                 | 14.3       | 486                               | 43.4       | 853                                  | 76.2       |
| ÁREA DE SAN JUAN                      | 7,936                  | 117                                   | 1.5        | 813                               | 10.2       | 1,400                               | 17.6       | 4,539                             | 57.2       | 5,711                                | 72.0       |
| GUAYNABO                              | 1,469                  | 20                                    | 1.4        | 146                               | 9.9        | 230                                 | 15.7       | 647                               | 44.0       | 1,178                                | 80.2       |
| SAN JUAN                              | 6,467                  | 97                                    | 1.5        | 667                               | 10.3       | 1,170                               | 18.1       | 3,892                             | 60.2       | 4,533                                | 70.1       |
| SUBREGION FAJARDO                     | 2,223                  | 20                                    | 0.9        | 232                               | 10.4       | 433                                 | 19.5       | 1,010                             | 45.4       | 1,474                                | 66.3       |
| CEIBA                                 | 293                    | 1                                     | 0.3        | 26                                | 8.9        | 44                                  | 15.0       | 115                               | 39.2       | 225                                  | 76.8       |
| CULEBRA                               | 25                     | 0                                     | 0.0        | 5                                 | 20.0       | 9                                   | 36.0       | 17                                | 68.0       | 14                                   | 56.0       |
| FAJARDO                               | 655                    | 8                                     | 1.2        | 68                                | 10.4       | 116                                 | 17.7       | 295                               | 45.0       | 453                                  | 69.2       |
| LUQUILLO                              | 297                    | 1                                     | 0.3        | 30                                | 10.1       | 71                                  | 23.9       | 132                               | 44.4       | 202                                  | 68.0       |
| RIO GRANDE                            | 825                    | 9                                     | 1.1        | 83                                | 10.1       | 149                                 | 18.1       | 352                               | 42.7       | 497                                  | 60.2       |
| VIEQUES                               | 128                    | 1                                     | 0.8        | 20                                | 15.6       | 44                                  | 34.4       | 99                                | 77.3       | 83                                   | 64.8       |
| NO RESIDENTE                          | 110                    | 10                                    | 9.1        | 14                                | 12.7       | 5                                   | 4.5        | 48                                | 43.6       | 75                                   | 68.2       |
| DESCONOCIDO                           | 18                     | 0                                     | 0.0        | 7                                 | 38.9       | 1                                   | 5.6        | 17                                | 94.4       | 10                                   | 55.6       |

FUENTE: DEPARTAMENTO DE SALUD, SAPEESI, DIVISION DE ESTADÍSTICAS, SAN JUAN, PUERTO RICO.

SOURCE: DEPARTMENT OF HEALTH, ASPEESI, DIVISION OF STATISTICS, SAN JUAN, PUERTO RICO.

Tabla 33 - NACIMIENTOS VIVOS POR REGIÓN DE RESIDENCIA DE LA MADRE (BAJO PESO, ADOLESCENTE, SOLTERAS Y CUIDADO PRENATAL TEMPRANO)  
 Table 33 - LIVE BIRTH BY REGIÓN OF MOTHER'S RESIDENCE (LOW BIRTH WEIGHT, TEENAGE MOTHERS, SINGLES AND EARLY PRENATAL CARE)  
 PUERTO RICO, 2000

| REGION Y/O MUNICIPIO RESIDENCIA | TOTAL NAC. VIVOS | MUY BAJO PESO <1,500 GR O <3 LB 5OZ |            | BAJO PESO <2,500 GR O <5 LB 9OZ |             | MADRES ADOLESCENTES 10 A 19 AÑOS |             | MADRES SOLTERAS Y/O CONSENSUAL |             | CUIDADO PRENATAL PRIMER TRIMESTRE |             |
|---------------------------------|------------------|-------------------------------------|------------|---------------------------------|-------------|----------------------------------|-------------|--------------------------------|-------------|-----------------------------------|-------------|
|                                 |                  | NUMERO                              | POR CIENTO | NUMERO                          | POR CIENTO  | NUMERO                           | POR CIENTO  | NUMERO                         | POR CIENTO  | NUMERO                            | POR CIENTO  |
| <b>TOTAL</b>                    | <b>59,460</b>    | <b>854</b>                          | <b>1.4</b> | <b>6,423</b>                    | <b>10.8</b> | <b>11,390</b>                    | <b>19.2</b> | <b>29,573</b>                  | <b>49.7</b> | <b>46,238</b>                     | <b>77.8</b> |
| ARECIBO                         | 7,219            | 89                                  | 1.2        | 803                             | 11.1        | 1,501                            | 20.8        | 3,210                          | 44.5        | 6,214                             | 86.1        |
| BAYAMÓN                         | 10,129           | 142                                 | 1.4        | 1,112                           | 11.0        | 1,948                            | 19.2        | 5,283                          | 52.2        | 7,874                             | 77.7        |
| CAGUAS                          | 9,041            | 134                                 | 1.5        | 1,011                           | 11.2        | 1,812                            | 20.0        | 4,674                          | 51.7        | 7,185                             | 79.5        |
| MAYAGÜEZ                        | 4,381            | 70                                  | 1.6        | 470                             | 10.7        | 763                              | 17.4        | 1,805                          | 41.2        | 3,458                             | 78.9        |
| AGUADILLA                       | 3,451            | 42                                  | 1.2        | 367                             | 10.6        | 601                              | 17.4        | 1,138                          | 33.0        | 3,009                             | 87.2        |
| PONCE                           | 9,698            | 161                                 | 1.7        | 1,028                           | 10.6        | 2,029                            | 20.9        | 5,203                          | 53.7        | 7,441                             | 76.7        |
| METROPOLITANA                   | 13,190           | 186                                 | 1.4        | 1,379                           | 10.5        | 2,297                            | 17.4        | 7,185                          | 54.5        | 9,498                             | 72.0        |
| FAJARDO                         | 2,223            | 20                                  | 0.9        | 232                             | 10.4        | 433                              | 19.5        | 1,010                          | 45.4        | 1,474                             | 66.3        |
| P R NO ESPECIFICADO             | 0                | 0                                   | 0.0        | 0                               | 0.0         | 0                                | 0.0         | 0                              | 0.0         | 0                                 | 0.0         |
| NO RESIDENTE                    | 110              | 10                                  | 9.1        | 14                              | 12.7        | 5                                | 4.5         | 48                             | 43.6        | 75                                | 68.2        |
| <b>HOSPITAL PUBLICO</b>         | <b>17,031</b>    | <b>395</b>                          | <b>2.3</b> | <b>2,485</b>                    | <b>14.6</b> | <b>4,533</b>                     | <b>26.6</b> | <b>10,661</b>                  | <b>62.6</b> | <b>11,908</b>                     | <b>69.9</b> |
| ARECIBO                         | 3,298            | 68                                  | 2.1        | 514                             | 15.6        | 791                              | 24.0        | 1,659                          | 50.3        | 2,827                             | 85.7        |
| BAYAMÓN                         | 1,634            | 68                                  | 4.2        | 335                             | 20.5        | 506                              | 31.0        | 1,185                          | 72.5        | 1,270                             | 77.7        |
| CAGUAS                          | 963              | 39                                  | 4.0        | 227                             | 23.6        | 281                              | 29.2        | 694                            | 72.1        | 591                               | 61.4        |
| MAYAGÜEZ                        | 1,225            | 32                                  | 2.6        | 158                             | 12.9        | 276                              | 22.5        | 638                            | 52.1        | 877                               | 71.6        |
| AGUADILLA                       | 1,527            | 25                                  | 1.6        | 192                             | 12.6        | 377                              | 24.7        | 657                            | 43.0        | 1,302                             | 85.3        |
| PONCE                           | 2,416            | 40                                  | 1.7        | 266                             | 11.0        | 643                              | 26.6        | 1,492                          | 61.8        | 1,694                             | 70.1        |
| METROPOLITANA                   | 5,001            | 102                                 | 2.0        | 664                             | 13.3        | 1,432                            | 28.6        | 3,852                          | 77.0        | 2,807                             | 56.1        |
| FAJARDO                         | 935              | 16                                  | 1.7        | 120                             | 12.8        | 224                              | 24.0        | 469                            | 50.2        | 515                               | 55.1        |
| P R NO ESPECIFICADO             | 0                | 0                                   | 0.0        | 0                               | 0.0         | 0                                | 0.0         | 0                              | 0.0         | 0                                 | 0.0         |
| NO RESIDENTE                    | 26               | 5                                   | 19.2       | 6                               | 23.1        | 2                                | 7.7         | 9                              | 34.6        | 22                                | 84.6        |
| DESCONOCIDO                     | 6                | 0                                   | 0.0        | 3                               | 50.0        | 1                                | 16.7        | 6                              | 100.0       | 3                                 | 50.0        |
| <b>HOSPITAL PRIVADO</b>         | <b>42,333</b>    | <b>454</b>                          | <b>1.1</b> | <b>3,914</b>                    | <b>9.2</b>  | <b>6,838</b>                     | <b>16.2</b> | <b>18,836</b>                  | <b>44.5</b> | <b>34,288</b>                     | <b>81.0</b> |
| BAYAMÓN                         | 8,477            | 73                                  | 0.9        | 771                             | 9.1         | 1,440                            | 17.0        | 4,065                          | 48.2        | 6,593                             | 77.8        |
| CAGUAS                          | 8,068            | 95                                  | 1.2        | 782                             | 9.7         | 1,527                            | 18.9        | 3,971                          | 49.2        | 6,591                             | 81.7        |
| MAYAGÜEZ                        | 3,155            | 38                                  | 1.2        | 312                             | 9.9         | 487                              | 15.4        | 1,166                          | 37.0        | 2,581                             | 81.8        |
| AGUADILLA                       | 1,917            | 17                                  | 0.9        | 174                             | 9.1         | 223                              | 11.6        | 476                            | 24.8        | 1,704                             | 88.9        |
| PONCE                           | 7,266            | 120                                 | 1.7        | 757                             | 10.4        | 1,382                            | 19.0        | 3,697                          | 50.9        | 5,745                             | 79.1        |
| METROPOLITANA                   | 8,154            | 82                                  | 1.0        | 709                             | 8.7         | 860                              | 10.5        | 3,305                          | 40.5        | 6,673                             | 81.8        |
| FAJARDO                         | 1,285            | 4                                   | 0.3        | 111                             | 8.6         | 208                              | 16.2        | 539                            | 41.9        | 957                               | 74.5        |
| P R NO ESPECIFICADO             | 0                | 0                                   | 0.0        | 0                               | 0.0         | 0                                | 0.0         | 0                              | 0.0         | 0                                 | 0.0         |
| NO RESIDENTE                    | 84               | 5                                   | 6.0        | 8                               | 9.5         | 3                                | 3.6         | 39                             | 46.4        | 53                                | 63.1        |
| DESCONOCIDO                     | 11               | 0                                   | 0.0        | 4                               | 36.4        | 0                                | 0.0         | 11                             | 100.0       | 7                                 | 63.6        |
| <b>OTROS LUGARES</b>            | <b>96</b>        | <b>5</b>                            | <b>5.2</b> | <b>24</b>                       | <b>25.0</b> | <b>19</b>                        | <b>19.8</b> | <b>76</b>                      | <b>79.2</b> | <b>42</b>                         | <b>43.8</b> |

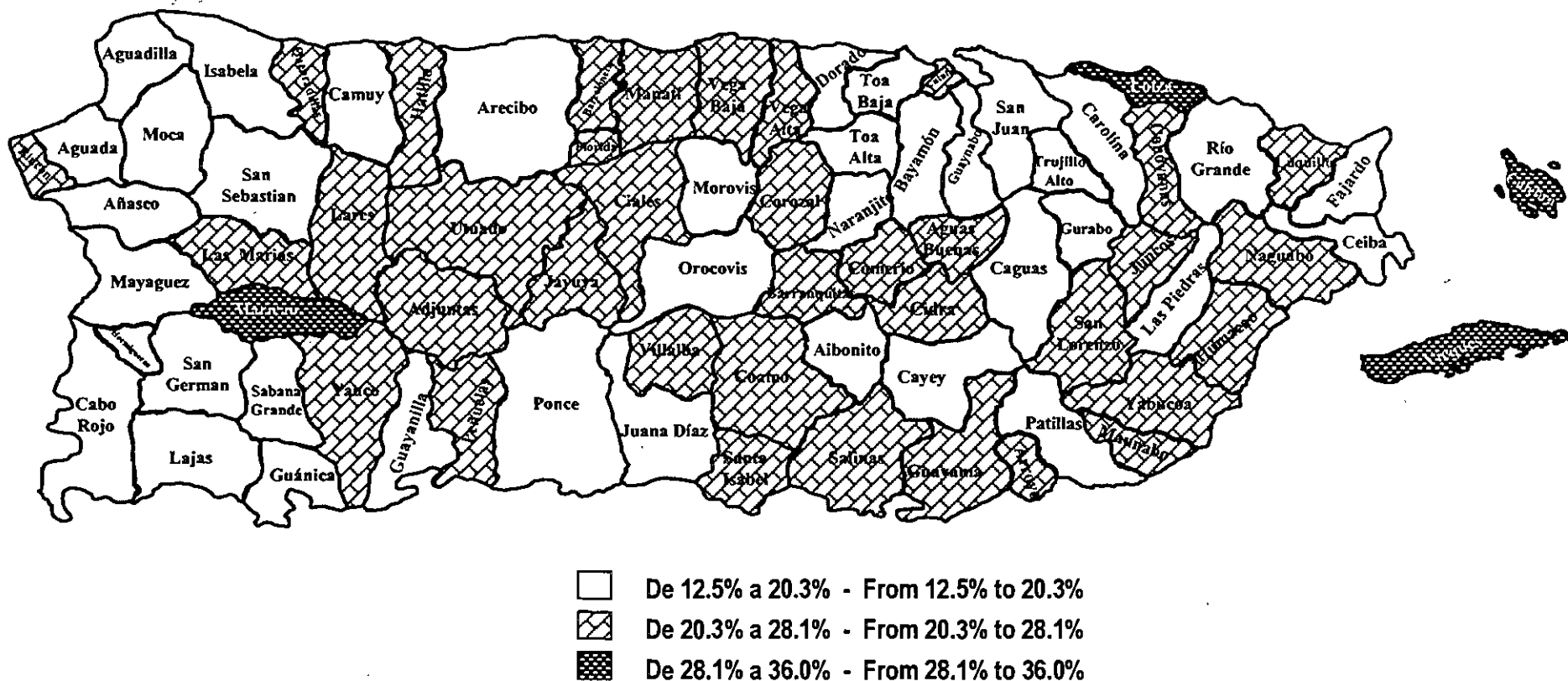
FUENTE: DEPARTAMENTO DE SALUD, SAPEESI, DIVISIÓN DE ESTADÍSTICAS, SAN JUAN, PUERTO RICO.

SOURCE: DEPARTMENT OF HEALTH, ASPESIS, DIVISION OF STATISTICS, SAN JUAN, PUERTO RICO.





**Mapa 5 - POR CIENTO DE NACIMIENTOS A MADRES ADOLESCENTES (< 20 años)**  
**Map 5 - BIRTHS PERCENTAJE OF ADOLESCENT MOTHERS (< 20 YEARS)**  
**PUERTO RICO, 2000**



FUENTE: DEPARTAMENTO DE SALUD, SAPEESI, DIVISIÓN DE ESTADÍSTICAS, SAN JUAN, PUERTO RICO  
 SOURCE: DEPARTMENT OF HEALTH, ASPEESI, DIVISION OF STATISTICS, SAN JUAN, PUERTO RICO

Tabla 34 - NACIMIENTOS VIVOS POR MUNICIPIO DE OCURRENCIA, MUNICIPIO DE RESIDENCIA Y TASA  
 Table 34 - LIVE BIRTHS AND RATES BY MUNICIPALITIES OF RESIDENCE AND OCCURRENCE  
 PUERTO RICO, 2000

| MUNICIPIOS<br>MUNICIPALITIES | OCURRENCIA<br>OCCURRENCE |              | RESIDENCIA<br>RESIDENCE |              |
|------------------------------|--------------------------|--------------|-------------------------|--------------|
|                              | NÚMERO<br>NUMBER         | TASA<br>RATE | NÚMERO<br>NUMBER        | TASA<br>RATE |
| <b>TOTAL</b>                 | <b>59,460</b>            | <b>15.6</b>  | <b>59,460</b>           | <b>15.6</b>  |
| REGIÓN ARECIBO               | 6,914                    | 15.0         | 7,219                   | 15.6         |
| ÁREA DE ARECIBO              | 3,334                    | 12.3         | 3,903                   | 14.5         |
| ARECIBO                      | 3,280                    | 32.7         | 1,470                   | 14.6         |
| CAMUY                        | 0                        | 0.0          | 518                     | 14.7         |
| HATILLO                      | 0                        | 0.0          | 527                     | 13.5         |
| LARES                        | 52                       | 1.5          | 518                     | 15.0         |
| QUEBRADILLAS                 | 0                        | 0.0          | 380                     | 14.9         |
| UTUADO                       | 2                        | 0.1          | 490                     | 13.8         |
| ÁREA DE MANATÍ               | 3,580                    | 18.6         | 3,316                   | 17.3         |
| BARCELONETA                  | 3                        | 0.1          | 400                     | 17.9         |
| CIALES                       | 1                        | 0.1          | 335                     | 16.9         |
| FLORIDA                      | 0                        | 0.0          | 196                     | 15.8         |
| MANATÍ                       | 3,493                    | 76.8         | 780                     | 17.1         |
| MOROVIS                      | 2                        | 0.1          | 546                     | 18.2         |
| VEGA BAJA                    | 81                       | 1.3          | 1,059                   | 17.1         |
| REGIÓN BAYAMÓN               | 8,188                    | 13.1         | 10,129                  | 16.2         |
| ÁREA BARRANQUITAS            | 16                       | 0.1          | 2,297                   | 16.5         |
| BARRANQUITAS                 | 3                        | 0.1          | 455                     | 15.7         |
| COMERÍO                      | 3                        | 0.1          | 330                     | 16.5         |
| COROZAL                      | 5                        | 0.1          | 597                     | 16.2         |
| NARANJITO                    | 1                        | 0.0          | 525                     | 17.6         |
| ORCOVIS                      | 4                        | 0.2          | 390                     | 16.3         |
| ÁREA DE BAYAMÓN              | 8,164                    | 25.0         | 5,111                   | 15.6         |
| BAYAMÓN                      | 8,159                    | 36.3         | 3,460                   | 15.4         |
| TOA ALTA                     | 4                        | 0.1          | 1,049                   | 16.4         |
| VEGA ALTA                    | 1                        | 0.0          | 602                     | 15.8         |
| ÁREA DE CATAÑO               | 8                        | 0.1          | 2,721                   | 17.2         |
| CATAÑO                       | 1                        | 0.0          | 514                     | 17.1         |
| DORADO                       | 1                        | 0.0          | 647                     | 19.0         |
| TOA BAJA                     | 6                        | 0.1          | 1,560                   | 16.5         |
| REGIÓN DE CAGUAS             | 8,913                    | 15.6         | 9,041                   | 15.8         |
| ÁREA DE CAGUAS               | 4,214                    | 14.8         | 4,473                   | 15.7         |
| AGUAS BUENAS                 | 2                        | 0.1          | 465                     | 16.0         |
| CAGUAS                       | 4,196                    | 29.8         | 2,276                   | 16.2         |
| GURABO                       | 8                        | 0.2          | 560                     | 15.2         |
| JUNCOS                       | 1                        | 0.0          | 605                     | 16.6         |
| SAN LORENZO                  | 7                        | 0.2          | 567                     | 13.8         |
| ÁREA DE CAYEY                | 1,934                    | 16.5         | 1,798                   | 15.4         |
| AIBONITO                     | 1,260                    | 47.5         | 434                     | 16.3         |
| CAYEY                        | 671                      | 14.1         | 745                     | 15.7         |
| CIDRA                        | 3                        | 0.1          | 619                     | 14.4         |
| ÁREA DE HUMACAO              | 2,765                    | 16.3         | 2,770                   | 16.3         |
| HUMACAO                      | 2,756                    | 46.6         | 1,048                   | 17.7         |
| LAS PIEDRAS                  | 2                        | 0.1          | 571                     | 16.5         |
| MAUNABO                      | 0                        | 0.0          | 166                     | 13.0         |
| NAGUABO                      | 2                        | 0.1          | 372                     | 15.6         |
| YABUCOA                      | 5                        | 0.1          | 613                     | 15.6         |
| REGIÓN MAYAGÜEZ              | 5,373                    | 17.2         | 4,381                   | 14.0         |
| ÁREA DE MAYAGÜEZ             | 4,344                    | 19.5         | 3,114                   | 14.0         |
| AÑASCO                       | 0                        | 0.0          | 408                     | 14.4         |
| CABO ROJO                    | 2                        | 0.0          | 669                     | 14.2         |
| HORMIGUEROS                  | 0                        | 0.0          | 240                     | 14.4         |
| LAS MARIAS                   | 0                        | 0.0          | 149                     | 13.4         |
| MARICAO                      | 0                        | 0.0          | 104                     | 16.1         |
| MAYAGÜEZ                     | 4,342                    | 44.0         | 1,328                   | 13.5         |
| RINCÓN                       | 0                        | 0.0          | 216                     | 14.6         |
| ÁREA DE SAN GERMÁN           | 1,029                    | 11.5         | 1,267                   | 14.2         |
| LAJAS                        | 1                        | 0.0          | 380                     | 14.4         |

Tabla 34 - NACIMIENTOS VIVOS POR MUNICIPIO DE OCURRENCIA, MUNICIPIO DE RESIDENCIA Y TASA  
 Table 34 - LIVE BIRTHS AND RATES BY MUNICIPALITIES OF RESIDENCE AND OCCURRENCE  
 PUERTO RICO, 2000

| MUNICIPIOS<br>MUNICIPALITIES | OCURRENCIA<br>OCCURRENCE |              | RESIDENCIA<br>RESIDENCE |              |
|------------------------------|--------------------------|--------------|-------------------------|--------------|
|                              | NÚMERO<br>NUMBER         | TASA<br>RATE | NÚMERO<br>NUMBER        | TASA<br>RATE |
| SABANA GRANDE                | 0                        | 0.0          | 369                     | 14.2         |
| SAN GERMÁN                   | 1,028                    | 27.6         | 518                     | 13.9         |
| SUB REGIÓN AGUADILLA         | 2,243                    | 9.5          | 3,451                   | 14.6         |
| AGUADA                       | 1                        | 0.0          | 600                     | 14.2         |
| AGUADILLA                    | 957                      | 14.8         | 888                     | 13.7         |
| ISABELA                      | 1                        | 0.0          | 683                     | 15.3         |
| MOCA                         | 1,282                    | 32.2         | 644                     | 16.2         |
| SAN SEBASTIÁN                | 2                        | 0.0          | 636                     | 14.4         |
| REGIÓN PONCE                 | 9,669                    | 16.3         | 9,698                   | 16.3         |
| ÁREA DE GUAYAMA              | 1,619                    | 14.1         | 1,907                   | 16.6         |
| ARROYO                       | 51                       | 2.7          | 299                     | 15.6         |
| GUAYAMA                      | 1,561                    | 35.2         | 751                     | 16.9         |
| PATILLAS                     | 3                        | 0.1          | 316                     | 15.6         |
| SALINAS                      | 4                        | 0.1          | 541                     | 17.4         |
| ÁREA DE PONCE                | 7,039                    | 19.5         | 5,963                   | 16.5         |
| ADJUNTAS                     | 4                        | 0.2          | 307                     | 16.0         |
| COAMO                        | 3                        | 0.1          | 607                     | 16.1         |
| JAYUYA                       | 2                        | 0.1          | 278                     | 16.0         |
| JUANA DÍAZ                   | 1                        | 0.0          | 852                     | 16.8         |
| PONCE                        | 7,026                    | 37.6         | 2,985                   | 16.0         |
| SANTA ISABEL                 | 2                        | 0.1          | 441                     | 20.3         |
| VILLALBA                     | 1                        | 0.0          | 493                     | 17.6         |
| ÁREA DE YAUCO                | 1,011                    | 8.5          | 1,828                   | 15.4         |
| GUÁNICA                      | 1                        | 0.0          | 299                     | 13.6         |
| GUAYANILLA                   | 0                        | 0.0          | 345                     | 14.9         |
| PERUELAS                     | 4                        | 0.1          | 482                     | 18.0         |
| YAUCO                        | 1,006                    | 21.6         | 702                     | 15.1         |
| REGIÓN METROPOLITANA         | 16,610                   | 19.0         | 13,190                  | 15.1         |
| ÁREA DE CAROLINA             | 1,645                    | 4.9          | 5,254                   | 15.5         |
| CANÓVANAS                    | 5                        | 0.1          | 782                     | 18.0         |
| CAROLINA                     | 1,621                    | 8.7          | 2,891                   | 15.5         |
| LOÍZA                        | 8                        | 0.2          | 461                     | 14.1         |
| TRUJILLO ALTO                | 11                       | 0.1          | 1,120                   | 14.8         |
| ÁREA DE SAN JUAN             | 14,965                   | 27.9         | 7,936                   | 14.8         |
| GUAYNABO                     | 5                        | 0.0          | 1,469                   | 14.7         |
| SAN JUAN                     | 14,960                   | 34.4         | 6,467                   | 14.9         |
| SUB REGIÓN FAJARDO           | 1,550                    | 10.9         | 2,223                   | 15.6         |
| CEIBA                        | 202                      | 11.2         | 293                     | 16.2         |
| CULEBRA                      | 1                        | 0.5          | 25                      | 13.4         |
| FAJARDO                      | 1,341                    | 32.9         | 655                     | 16.1         |
| LUQUILLO                     | 1                        | 0.1          | 297                     | 15.0         |
| RÍO GRANDE                   | 2                        | 0.0          | 825                     | 15.7         |
| VIEQUES                      | 3                        | 0.3          | 128                     | 14.0         |
| P R NO ESPECIFICADO          | 0                        | 0.0          | 0                       | 0.0          |
| NO RESIDENTE                 | 0                        | 0.0          | 110                     | 0.0          |
| DESCONOCIDOS                 | 0                        | 0.0          | 18                      | 0.0          |

FUENTE: DEPARTAMENTO DE SALUD, SAPEESI, DIVISIÓN DE ESTADÍSTICAS, SAN JUAN, PR.  
 SOURCE: DEPARTMENT OF HEALTH, ASPESIS, DIVISION OF STATISTICS, SAN JUAN, PR.

Tabla 35 - NACIMIENTOS CON PESO DE 5 LB 8 OZ O MENOS Y SIN CUIDADO PRENATAL POR MUNICIPIO DE RESIDENCIA  
 Table 35 - BIRTHS WITH WEIGHT 5 POUNDS 8 OUNCES OR LESS WITHOUT PRENATAL CARE BY MUNICIPALITY OF RESIDENCE  
 PUERTO RICO, 2000

| MUNICIPIO<br>MUNICIPALITY | PESO DE 5 LB 8 OZ O MENOS<br>WEIGHT 5 POUNDS 8 OUNCES OR LESS |                  |                       |                                    |                       | TOTAL SIN CUIDADO PRENATAL<br>WITHOUT PRENATAL CARE |                      |
|---------------------------|---------------------------------------------------------------|------------------|-----------------------|------------------------------------|-----------------------|-----------------------------------------------------|----------------------|
|                           | TOTAL                                                         | NÚMERO<br>NUMBER | POR CIENTO<br>PERCENT | SIN CUIDA. (ERTRM)<br>WITHOUT CARE | POR CIENTO<br>PERCENT | NÚMERO<br>NUMBER                                    | PORCIENTO<br>PERCENT |
| <b>TOTAL</b>              | <b>59,460</b>                                                 | <b>6,423</b>     | <b>10.8</b>           | <b>1,507</b>                       | <b>23.5</b>           | <b>13,010</b>                                       | <b>21.9</b>          |
| REGIÓN ARECIBO            | 7,219                                                         | 803              | 11.1                  | 128                                | 15.9                  | 982                                                 | 13.6                 |
| ÁREA DE ARECIBO           | 3,903                                                         | 473              | 12.1                  | 74                                 | 15.6                  | 512                                                 | 13.1                 |
| ARECIBO                   | 1,470                                                         | 173              | 11.8                  | 17                                 | 9.8                   | 153                                                 | 10.4                 |
| CAMUY                     | 518                                                           | 35               | 6.8                   | 2                                  | 5.7                   | 45                                                  | 8.7                  |
| HATILLO                   | 527                                                           | 56               | 10.6                  | 13                                 | 23.2                  | 90                                                  | 17.1                 |
| LARES                     | 518                                                           | 74               | 14.3                  | 18                                 | 24.3                  | 84                                                  | 16.2                 |
| QUEBRADILLAS              | 380                                                           | 55               | 14.5                  | 7                                  | 12.7                  | 57                                                  | 15.0                 |
| UTUADO                    | 490                                                           | 80               | 16.3                  | 17                                 | 21.3                  | 83                                                  | 16.9                 |
| ÁREA DE MANATÍ            | 3,316                                                         | 330              | 10.0                  | 54                                 | 16.4                  | 470                                                 | 14.2                 |
| BARCELONETA               | 400                                                           | 47               | 11.8                  | 11                                 | 23.4                  | 52                                                  | 13.0                 |
| CIALES                    | 335                                                           | 25               | 7.5                   | 4                                  | 16.0                  | 54                                                  | 16.1                 |
| FLORIDA                   | 196                                                           | 12               | 6.1                   | 1                                  | 8.3                   | 30                                                  | 15.3                 |
| MANATÍ                    | 780                                                           | 75               | 9.6                   | 10                                 | 13.3                  | 114                                                 | 14.6                 |
| MOROVIS                   | 546                                                           | 72               | 13.2                  | 2                                  | 2.8                   | 20                                                  | 3.7                  |
| VEGA BAJA                 | 1,059                                                         | 99               | 9.3                   | 26                                 | 26.3                  | 200                                                 | 18.9                 |
| REGIÓN BAYAMÓN            | 10,129                                                        | 1,112            | 11.0                  | 261                                | 23.5                  | 2,216                                               | 21.9                 |
| ÁREA BARRANQUITAS         | 2,297                                                         | 233              | 10.1                  | 35                                 | 15.0                  | 353                                                 | 15.4                 |
| BARRANQUITAS              | 455                                                           | 49               | 10.8                  | 5                                  | 10.2                  | 59                                                  | 13.0                 |
| COMERÍO                   | 330                                                           | 34               | 10.3                  | 7                                  | 20.6                  | 66                                                  | 20.0                 |
| COROZAL                   | 597                                                           | 59               | 9.9                   | 5                                  | 8.5                   | 77                                                  | 12.9                 |
| NARANJITO                 | 525                                                           | 49               | 9.3                   | 7                                  | 14.3                  | 81                                                  | 15.4                 |
| ORCOVIS                   | 390                                                           | 42               | 10.8                  | 11                                 | 26.2                  | 70                                                  | 17.9                 |
| ÁREA DE BAYAMÓN           | 5,111                                                         | 552              | 10.8                  | 136                                | 24.6                  | 1,096                                               | 21.4                 |
| BAYAMÓN                   | 3,460                                                         | 375              | 10.8                  | 83                                 | 22.1                  | 768                                                 | 22.2                 |
| TOA ALTA                  | 1,049                                                         | 114              | 10.9                  | 32                                 | 28.1                  | 191                                                 | 18.2                 |
| VEGA ALTA                 | 602                                                           | 63               | 10.5                  | 21                                 | 33.3                  | 137                                                 | 22.8                 |
| ÁREA DE CATANO            | 2,721                                                         | 327              | 12.0                  | 90                                 | 27.5                  | 767                                                 | 28.2                 |
| CATANO                    | 514                                                           | 60               | 11.7                  | 13                                 | 21.7                  | 180                                                 | 35.0                 |
| DORADO                    | 647                                                           | 78               | 12.1                  | 18                                 | 23.1                  | 170                                                 | 26.3                 |
| TOA BAJA                  | 1,560                                                         | 189              | 12.1                  | 59                                 | 31.2                  | 417                                                 | 26.7                 |
| REGIÓN DE CAGUAS          | 9,041                                                         | 1,011            | 11.2                  | 199                                | 19.7                  | 1,847                                               | 20.4                 |
| ÁREA DE CAGUAS            | 4,473                                                         | 553              | 12.4                  | 100                                | 18.1                  | 862                                                 | 19.3                 |
| AGUAS BUENAS              | 465                                                           | 49               | 10.5                  | 9                                  | 18.4                  | 116                                                 | 24.9                 |
| CAGUAS                    | 2,276                                                         | 297              | 13.0                  | 68                                 | 22.9                  | 407                                                 | 17.9                 |
| GURABO                    | 560                                                           | 60               | 10.7                  | 6                                  | 10.0                  | 95                                                  | 17.0                 |
| JUNCOS                    | 605                                                           | 69               | 11.4                  | 4                                  | 5.8                   | 149                                                 | 24.6                 |
| SAN LORENZO               | 567                                                           | 78               | 13.8                  | 13                                 | 16.7                  | 95                                                  | 16.8                 |
| ÁREA DE CAYEY             | 1,798                                                         | 174              | 9.7                   | 39                                 | 22.4                  | 435                                                 | 24.2                 |
| AIBONITO                  | 434                                                           | 37               | 8.5                   | 4                                  | 10.8                  | 66                                                  | 15.2                 |
| CAYEY                     | 745                                                           | 75               | 10.1                  | 19                                 | 25.3                  | 202                                                 | 27.1                 |
| CIDRA                     | 619                                                           | 62               | 10.0                  | 16                                 | 25.8                  | 167                                                 | 27.0                 |
| ÁREA DE HUMACAO           | 2,770                                                         | 284              | 10.3                  | 60                                 | 21.1                  | 550                                                 | 19.9                 |
| HUMACAO                   | 1,048                                                         | 110              | 10.5                  | 24                                 | 21.8                  | 218                                                 | 20.8                 |
| LAS PIEDRAS               | 571                                                           | 69               | 12.1                  | 13                                 | 18.8                  | 115                                                 | 20.1                 |
| MAUNABO                   | 166                                                           | 18               | 10.8                  | 6                                  | 33.3                  | 27                                                  | 16.3                 |
| NAGUABO                   | 372                                                           | 35               | 9.4                   | 9                                  | 25.7                  | 87                                                  | 23.4                 |
| YABUCOA                   | 613                                                           | 52               | 8.5                   | 8                                  | 15.4                  | 103                                                 | 16.8                 |
| REGIÓN MAYAGÜEZ           | 4,381                                                         | 470              | 10.7                  | 108                                | 23.0                  | 916                                                 | 20.9                 |
| ÁREA DE MAYAGÜEZ          | 3,114                                                         | 329              | 10.6                  | 85                                 | 25.8                  | 675                                                 | 21.7                 |
| ANASCO                    | 408                                                           | 45               | 11.0                  | 8                                  | 17.8                  | 71                                                  | 17.4                 |
| CABO ROJO                 | 669                                                           | 74               | 11.1                  | 19                                 | 25.7                  | 124                                                 | 18.5                 |
| HORMIGUEROS               | 240                                                           | 16               | 6.7                   | 2                                  | 12.5                  | 45                                                  | 18.8                 |

Tabla 35 - NACIMIENTOS CON PESO DE 5 LB 8 OZ O MENOS Y SIN CUIDADO PRENATAL POR MUNICIPIO DE RESIDENCIA  
 Table 35 - BIRTHS WITH WEIGHT 5 POUNDS 8 OUNCES OR LESS WITHOUT PRENATAL CARE BY MUNICIPALITY OF RESIDENCE  
 PUERTO RICO, 2000

| MUNICIPIO<br>MUNICIPALITY | PESO DE 5 LB 8 OZ O MENOS<br>WEIGHT 5 POUNDS 8 OUNCES OR LESS |                  |                       |                                    |                       | TOTAL SIN CUIDADO PRENATAL<br>WITHOUT PRENATAL CARE |                       |
|---------------------------|---------------------------------------------------------------|------------------|-----------------------|------------------------------------|-----------------------|-----------------------------------------------------|-----------------------|
|                           | TOTAL                                                         | NÚMERO<br>NUMBER | POR CIENTO<br>PERCENT | SIN CUIDA. 1ER TRM<br>WITHOUT CARE | POR CIENTO<br>PERCENT | NÚMERO<br>NUMBER                                    | POR CIENTO<br>PERCENT |
| LAS MARÍAS                | 149                                                           | 14               | 9.4                   | 6                                  | 42.9                  | 52                                                  | 34.9                  |
| MARICAO                   | 104                                                           | 22               | 21.2                  | 6                                  | 27.3                  | 38                                                  | 36.5                  |
| MAYAGÜEZ                  | 1,328                                                         | 137              | 10.3                  | 41                                 | 29.9                  | 319                                                 | 24.0                  |
| RINCÓN                    | 216                                                           | 21               | 9.7                   | 3                                  | 14.3                  | 26                                                  | 12.0                  |
| ÁREA DE SAN GERMÁN        | 1,267                                                         | 141              | 11.1                  | 23                                 | 16.3                  | 241                                                 | 19.0                  |
| LAJAS                     | 380                                                           | 40               | 10.5                  | 6                                  | 15.0                  | 96                                                  | 25.3                  |
| SABANA GRANDE             | 369                                                           | 43               | 11.7                  | 5                                  | 11.6                  | 56                                                  | 15.2                  |
| SAN GERMÁN                | 518                                                           | 58               | 11.2                  | 12                                 | 20.7                  | 89                                                  | 17.2                  |
| SUB REGIÓN AGUADILLA      | 3,451                                                         | 367              | 10.6                  | 52                                 | 14.2                  | 436                                                 | 12.6                  |
| AGUADA                    | 600                                                           | 63               | 10.5                  | 5                                  | 7.9                   | 41                                                  | 6.8                   |
| AGUADILLA                 | 888                                                           | 89               | 10.0                  | 14                                 | 15.7                  | 109                                                 | 12.3                  |
| ISABELA                   | 683                                                           | 70               | 10.2                  | 13                                 | 18.6                  | 127                                                 | 18.6                  |
| MOCA                      | 644                                                           | 72               | 11.2                  | 9                                  | 12.5                  | 61                                                  | 9.5                   |
| SAN SEBASTIÁN             | 636                                                           | 73               | 11.5                  | 11                                 | 15.1                  | 98                                                  | 15.4                  |
| REGIÓN PONCE              | 9,698                                                         | 1,028            | 10.6                  | 247                                | 24.0                  | 2,250                                               | 23.2                  |
| ÁREA DE GUAYAMA           | 1,907                                                         | 187              | 9.8                   | 40                                 | 21.4                  | 371                                                 | 19.5                  |
| ARROYO                    | 299                                                           | 33               | 11.0                  | 6                                  | 18.2                  | 46                                                  | 15.4                  |
| GUAYAMA                   | 751                                                           | 63               | 8.4                   | 14                                 | 22.2                  | 157                                                 | 20.9                  |
| PATILLAS                  | 316                                                           | 37               | 11.7                  | 8                                  | 21.6                  | 53                                                  | 16.8                  |
| SALINAS                   | 541                                                           | 54               | 10.0                  | 12                                 | 22.2                  | 115                                                 | 21.3                  |
| ÁREA DE PONCE             | 5,963                                                         | 633              | 10.6                  | 146                                | 23.1                  | 1,289                                               | 21.6                  |
| ADJUNTAS                  | 307                                                           | 36               | 11.7                  | 6                                  | 16.7                  | 40                                                  | 13.0                  |
| COAMO                     | 607                                                           | 55               | 9.1                   | 11                                 | 20.0                  | 81                                                  | 13.3                  |
| JAYUYA                    | 278                                                           | 25               | 9.0                   | 6                                  | 24.0                  | 59                                                  | 21.2                  |
| JUANA DÍAZ                | 852                                                           | 79               | 9.3                   | 16                                 | 20.3                  | 136                                                 | 16.0                  |
| PONCE                     | 2,985                                                         | 333              | 11.2                  | 86                                 | 25.8                  | 805                                                 | 27.0                  |
| SANTA ISABEL              | 441                                                           | 49               | 11.1                  | 8                                  | 16.3                  | 74                                                  | 16.8                  |
| VILLALBA                  | 493                                                           | 56               | 11.4                  | 13                                 | 23.2                  | 94                                                  | 19.1                  |
| ÁREA DE YAUCO             | 1,828                                                         | 208              | 11.4                  | 61                                 | 29.3                  | 590                                                 | 32.3                  |
| GUÁNICA                   | 299                                                           | 29               | 9.7                   | 7                                  | 24.1                  | 88                                                  | 29.4                  |
| GUAYANILLA                | 345                                                           | 36               | 10.4                  | 7                                  | 19.4                  | 125                                                 | 36.2                  |
| PENUELAS                  | 482                                                           | 52               | 10.8                  | 20                                 | 38.5                  | 150                                                 | 31.1                  |
| YAUCO                     | 702                                                           | 91               | 13.0                  | 27                                 | 29.7                  | 227                                                 | 32.3                  |
| REGIÓN METROPOLITANA      | 13,190                                                        | 1,379            | 10.5                  | 413                                | 29.9                  | 3,584                                               | 27.2                  |
| ÁREA DE CAROLINA          | 5,254                                                         | 566              | 10.8                  | 151                                | 26.7                  | 1,423                                               | 27.1                  |
| CANOYANAS                 | 782                                                           | 87               | 11.1                  | 25                                 | 28.7                  | 211                                                 | 27.0                  |
| CAROLINA                  | 2,891                                                         | 290              | 10.0                  | 80                                 | 27.6                  | 845                                                 | 29.2                  |
| LOÍZA                     | 461                                                           | 80               | 17.4                  | 27                                 | 33.8                  | 114                                                 | 24.7                  |
| TRUJILLO ALTO             | 1,120                                                         | 109              | 9.7                   | 19                                 | 17.4                  | 253                                                 | 22.6                  |
| ÁREA DE SAN JUAN          | 7,936                                                         | 813              | 10.2                  | 262                                | 32.2                  | 2,161                                               | 27.2                  |
| GUAYNABO                  | 1,469                                                         | 146              | 9.9                   | 33                                 | 22.6                  | 281                                                 | 19.1                  |
| SAN JUAN                  | 6,467                                                         | 667              | 10.3                  | 229                                | 34.3                  | 1,880                                               | 29.1                  |
| SUB REGIÓN FAJARDO        | 2,223                                                         | 232              | 10.4                  | 93                                 | 40.1                  | 740                                                 | 33.3                  |
| CEIBA                     | 293                                                           | 26               | 8.9                   | 8                                  | 30.8                  | 67                                                  | 22.9                  |
| CULEBRA                   | 25                                                            | 5                | 20.0                  | 2                                  | 40.0                  | 11                                                  | 44.0                  |
| FAJARDO                   | 655                                                           | 68               | 10.4                  | 24                                 | 35.3                  | 201                                                 | 30.7                  |
| LUQUILLO                  | 297                                                           | 30               | 10.1                  | 14                                 | 46.7                  | 95                                                  | 32.0                  |
| RÍO GRANDE                | 825                                                           | 83               | 10.1                  | 38                                 | 45.8                  | 321                                                 | 38.9                  |
| VIEQUES                   | 128                                                           | 20               | 15.6                  | 7                                  | 35.0                  | 45                                                  | 35.2                  |
| PR NO ESPECIFICADO        | 0                                                             | 0                | 0.0                   | 0                                  | 0.0                   | 0                                                   | 0.0                   |
| NO RESIDENTE              | 110                                                           | 14               | 12.7                  | 4                                  | 28.6                  | 32                                                  | 29.1                  |
| DESCONOCIDO               | 18                                                            | 7                | 38.9                  | 2                                  | 28.6                  | 7                                                   | 38.9                  |

FUENTE: DEPARTAMENTO DE SALUD, SAPEESI, DIVISIÓN DE ESTADÍSTICAS, SAN JUAN, PR.

SOURCE: DEPARTMENT OF HEALTH, ASPESES, DIVISION OF STATISTICS, SAN JUAN, PR.

Tabla 36 - NACIMIENTOS VIVOS POR RESIDENCIA DE LA MADRE, LUGAR DE OCURRENCIA Y POR CIENTO DE NACIMIENTOS EN HOSPITALES  
 Table 36 - LIVE BIRTHS BY RESIDENCE OF MOTHER, PLACE OF OCCURRENCE AND PERCENTAGE OF BIRTHS IN HOSPITALS  
 PUERTO RICO, 2000

| MUNICIPIOS<br>MUNICIPALITIES | TOTAL         | HOSPITALES - HOSPITALS |                    |               | HOGAR<br>HOME | EN RUTA<br>ON ROUTE | OTROS<br>SITIOS<br>OTHER<br>PLACES | NO ESPEC.<br>UNESPEC. | % HOSPITALES<br>% HOSPITALS |                        |
|------------------------------|---------------|------------------------|--------------------|---------------|---------------|---------------------|------------------------------------|-----------------------|-----------------------------|------------------------|
|                              |               | GOBIERNO<br>GOVERNMENT | PRIVADO<br>PRIVATE | TOTAL         |               |                     |                                    |                       | TOTAL                       | PUBLICOS<br>GOVERNMENT |
| <b>TOTAL</b>                 | <b>59,460</b> | <b>17,031</b>          | <b>42,333</b>      | <b>59,364</b> | <b>71</b>     | <b>3</b>            | <b>14</b>                          | <b>8</b>              | <b>99.8</b>                 | <b>28.7</b>            |
| REGION ARECIBO               | 7,219         | 3,298                  | 3,916              | 7,214         | 3             | 0                   | 0                                  | 2                     | 99.9                        | 45.7                   |
| AREA DE ARECIBO              | 3,903         | 1,723                  | 2,179              | 3,902         | 1             | 0                   | 0                                  | 0                     | 100.0                       | 44.2                   |
| ARECIBO                      | 1,470         | 576                    | 893                | 1,469         | 1             | 0                   | 0                                  | 0                     | 99.9                        | 39.2                   |
| CAMUY                        | 518           | 189                    | 329                | 518           | 0             | 0                   | 0                                  | 0                     | 100.0                       | 36.5                   |
| HATILLO                      | 527           | 149                    | 378                | 527           | 0             | 0                   | 0                                  | 0                     | 100.0                       | 28.3                   |
| LARES                        | 518           | 325                    | 193                | 518           | 0             | 0                   | 0                                  | 0                     | 100.0                       | 62.7                   |
| QUEBRADILLAS                 | 380           | 116                    | 264                | 380           | 0             | 0                   | 0                                  | 0                     | 100.0                       | 30.5                   |
| UTUADO                       | 490           | 368                    | 122                | 490           | 0             | 0                   | 0                                  | 0                     | 100.0                       | 75.1                   |
| AREA DE MANATI               | 3,316         | 1,575                  | 1,737              | 3,312         | 2             | 0                   | 0                                  | 2                     | 99.9                        | 47.6                   |
| BARCELONETA                  | 400           | 185                    | 214                | 399           | 1             | 0                   | 0                                  | 0                     | 99.8                        | 46.4                   |
| CIALES                       | 335           | 167                    | 168                | 335           | 0             | 0                   | 0                                  | 0                     | 100.0                       | 49.9                   |
| FLORIDA                      | 196           | 65                     | 130                | 195           | 0             | 0                   | 0                                  | 1                     | 99.5                        | 33.3                   |
| MANATI                       | 780           | 357                    | 423                | 780           | 0             | 0                   | 0                                  | 0                     | 100.0                       | 45.8                   |
| MOROVIS                      | 546           | 407                    | 139                | 546           | 0             | 0                   | 0                                  | 0                     | 100.0                       | 74.5                   |
| VEGA BAJA                    | 1,059         | 394                    | 663                | 1,057         | 1             | 0                   | 0                                  | 1                     | 99.8                        | 37.3                   |
| REGION BAYAMON               | 10,129        | 1,634                  | 8,477              | 10,111        | 10            | 0                   | 6                                  | 2                     | 99.8                        | 16.2                   |
| AREA BARRANQUITAS            | 2,297         | 752                    | 1,541              | 2,293         | 0             | 0                   | 3                                  | 1                     | 99.8                        | 32.8                   |
| BARRANQUITAS                 | 455           | 75                     | 380                | 455           | 0             | 0                   | 0                                  | 0                     | 100.0                       | 16.5                   |
| COMERIO                      | 330           | 122                    | 208                | 330           | 0             | 0                   | 0                                  | 0                     | 100.0                       | 37.0                   |
| COROZAL                      | 597           | 256                    | 341                | 597           | 0             | 0                   | 0                                  | 0                     | 100.0                       | 42.9                   |
| NARANJITO                    | 525           | 187                    | 338                | 525           | 0             | 0                   | 0                                  | 0                     | 100.0                       | 35.6                   |
| ORCOVIS                      | 390           | 112                    | 274                | 386           | 0             | 0                   | 3                                  | 1                     | 99.0                        | 29.0                   |
| AREA DE BAYAMON              | 5,111         | 622                    | 4,481              | 5,103         | 6             | 0                   | 2                                  | 0                     | 99.8                        | 12.2                   |
| BAYAMON                      | 3,460         | 339                    | 3,114              | 3,453         | 5             | 0                   | 2                                  | 0                     | 99.8                        | 9.8                    |
| TOA ALTA                     | 1,049         | 229                    | 819                | 1,048         | 1             | 0                   | 0                                  | 0                     | 99.9                        | 21.9                   |
| VEGA ALTA                    | 602           | 54                     | 548                | 602           | 0             | 0                   | 0                                  | 0                     | 100.0                       | 9.0                    |
| AREA DE CATANO               | 2,721         | 260                    | 2,455              | 2,715         | 4             | 0                   | 1                                  | 1                     | 99.8                        | 9.6                    |
| CATANO                       | 514           | 67                     | 446                | 513           | 1             | 0                   | 0                                  | 0                     | 99.8                        | 13.1                   |
| DORADO                       | 647           | 45                     | 600                | 645           | 1             | 0                   | 0                                  | 1                     | 99.7                        | 7.0                    |
| TOA BAJA                     | 1,560         | 148                    | 1,409              | 1,557         | 2             | 0                   | 1                                  | 0                     | 99.8                        | 9.5                    |
| REGION DE CAGUAS             | 9,041         | 963                    | 8,068              | 9,031         | 9             | 0                   | 1                                  | 0                     | 99.9                        | 10.7                   |
| AREA DE CAGUAS               | 4,473         | 699                    | 3,768              | 4,467         | 6             | 0                   | 0                                  | 0                     | 99.9                        | 15.7                   |
| AGUAS BUENAS                 | 465           | 16                     | 448                | 464           | 1             | 0                   | 0                                  | 0                     | 99.8                        | 3.5                    |
| CAGUAS                       | 2,276         | 408                    | 1,865              | 2,273         | 3             | 0                   | 0                                  | 0                     | 99.9                        | 18.0                   |
| GURABO                       | 560           | 180                    | 379                | 559           | 1             | 0                   | 0                                  | 0                     | 99.8                        | 32.2                   |
| JUNCOS                       | 605           | 38                     | 567                | 605           | 0             | 0                   | 0                                  | 0                     | 100.0                       | 6.3                    |

Tabla 36 - NACIMIENTOS VIVOS POR RESIDENCIA DE LA MADRE, LUGAR DE OCURRENCIA Y POR CIENTO DE NACIMIENTOS EN HOSPITALES  
 Table 36 - LIVE BIRTHS BY RESIDENCE OF MOTHER, PLACE OF OCCURRENCE AND PERCENTAGE OF BIRTHS IN HOSPITALS  
 PUERTO RICO, 2000

| MUNICIPIOS<br>MUNICIPALITIES | TOTAL | HOSPITALES - HOSPITALS |                    |       | HOGAR<br>HOME | EN RUTA<br>ON ROUTE | OTROS<br>SITIOS<br>OTHER<br>PLACES | NO ESPEC.<br>UNESPEC. | % HOSPITALES<br>% HOSPITALS |                        |
|------------------------------|-------|------------------------|--------------------|-------|---------------|---------------------|------------------------------------|-----------------------|-----------------------------|------------------------|
|                              |       | GOBIERNO<br>GOVERNMENT | PRIVADO<br>PRIVATE | TOTAL |               |                     |                                    |                       | TOTAL                       | PUBLICOS<br>GOVERNMENT |
|                              |       |                        |                    |       |               |                     |                                    |                       |                             |                        |
| SAN LORENZO                  | 567   | 57                     | 509                | 566   | 1             | 0                   | 0                                  | 0                     | 99.8                        | 10.1                   |
| ÁREA DE CAYEY                | 1,798 | 94                     | 1,703              | 1,797 | 0             | 0                   | 1                                  | 0                     | 99.9                        | 5.2                    |
| AIBONITO                     | 434   | 17                     | 417                | 434   | 0             | 0                   | 0                                  | 0                     | 100.0                       | 3.9                    |
| CAYEY                        | 745   | 34                     | 711                | 745   | 0             | 0                   | 0                                  | 0                     | 100.0                       | 4.6                    |
| CIDRA                        | 619   | 43                     | 575                | 618   | 0             | 0                   | 1                                  | 0                     | 99.8                        | 7.0                    |
| AREA DE HUMACAO              | 2,770 | 170                    | 2,597              | 2,767 | 3             | 0                   | 0                                  | 0                     | 99.9                        | 6.1                    |
| HUMACAO                      | 1,048 | 47                     | 1,000              | 1,047 | 1             | 0                   | 0                                  | 0                     | 99.9                        | 4.5                    |
| LAS PIEDRAS                  | 571   | 27                     | 543                | 570   | 1             | 0                   | 0                                  | 0                     | 99.8                        | 4.7                    |
| MAUNABO                      | 166   | 41                     | 125                | 166   | 0             | 0                   | 0                                  | 0                     | 100.0                       | 24.7                   |
| NAGUABO                      | 372   | 22                     | 350                | 372   | 0             | 0                   | 0                                  | 0                     | 100.0                       | 5.9                    |
| YABUCOA                      | 613   | 33                     | 579                | 612   | 1             | 0                   | 0                                  | 0                     | 99.8                        | 5.4                    |
| REGIÓN MAYAGÜEZ              | 4,381 | 1,225                  | 3,155              | 4,380 | 1             | 0                   | 0                                  | 0                     | 100.0                       | 28.0                   |
| ÁREA DE MAYAGÜEZ             | 3,114 | 1,047                  | 2,066              | 3,113 | 1             | 0                   | 0                                  | 0                     | 100.0                       | 33.6                   |
| ANASCO                       | 408   | 223                    | 185                | 408   | 0             | 0                   | 0                                  | 0                     | 100.0                       | 54.7                   |
| CABO ROJO                    | 669   | 255                    | 413                | 668   | 1             | 0                   | 0                                  | 0                     | 99.9                        | 38.2                   |
| HORMIGUEROS                  | 240   | 51                     | 189                | 240   | 0             | 0                   | 0                                  | 0                     | 100.0                       | 21.3                   |
| LAS MARIAS                   | 149   | 8                      | 141                | 149   | 0             | 0                   | 0                                  | 0                     | 100.0                       | 5.4                    |
| MARICAO                      | 104   | 22                     | 82                 | 104   | 0             | 0                   | 0                                  | 0                     | 100.0                       | 21.2                   |
| MAYAGÜEZ                     | 1,328 | 374                    | 954                | 1,328 | 0             | 0                   | 0                                  | 0                     | 100.0                       | 28.2                   |
| RINCÓN                       | 216   | 114                    | 102                | 216   | 0             | 0                   | 0                                  | 0                     | 100.0                       | 52.8                   |
| AREA DE SAN GERMAN           | 1,267 | 178                    | 1,089              | 1,267 | 0             | 0                   | 0                                  | 0                     | 100.0                       | 14.1                   |
| LAJAS                        | 380   | 87                     | 293                | 380   | 0             | 0                   | 0                                  | 0                     | 100.0                       | 22.9                   |
| SABANA GRANDE                | 369   | 26                     | 343                | 369   | 0             | 0                   | 0                                  | 0                     | 100.0                       | 7.1                    |
| SAN GERMAN                   | 518   | 65                     | 453                | 518   | 0             | 0                   | 0                                  | 0                     | 100.0                       | 12.6                   |
| SUBREGION AGUADILLA          | 3,451 | 1,527                  | 1,917              | 3,444 | 6             | 0                   | 0                                  | 1                     | 99.8                        | 44.3                   |
| AGUADA                       | 600   | 284                    | 315                | 599   | 1             | 0                   | 0                                  | 0                     | 99.8                        | 47.4                   |
| AGUADILLA                    | 888   | 479                    | 407                | 886   | 2             | 0                   | 0                                  | 0                     | 99.8                        | 54.1                   |
| ISABELA                      | 683   | 337                    | 345                | 682   | 1             | 0                   | 0                                  | 0                     | 99.9                        | 49.4                   |
| MOCA                         | 644   | 322                    | 320                | 642   | 1             | 0                   | 0                                  | 1                     | 99.7                        | 50.2                   |
| SAN SEBASTIAN                | 636   | 105                    | 530                | 635   | 1             | 0                   | 0                                  | 0                     | 99.8                        | 16.5                   |
| REGION PONCE                 | 9,698 | 2,416                  | 7,266              | 9,682 | 11            | 3                   | 1                                  | 1                     | 99.8                        | 25.0                   |
| AREA DE GUAYAMA              | 1,907 | 984                    | 920                | 1,904 | 1             | 0                   | 1                                  | 1                     | 99.8                        | 51.7                   |
| ARROYO                       | 299   | 170                    | 129                | 299   | 0             | 0                   | 0                                  | 0                     | 100.0                       | 56.9                   |
| GUAYAMA                      | 751   | 463                    | 288                | 751   | 0             | 0                   | 0                                  | 0                     | 100.0                       | 61.7                   |
| PATILLAS                     | 316   | 173                    | 142                | 315   | 1             | 0                   | 0                                  | 0                     | 99.7                        | 54.9                   |
| SALINAS                      | 541   | 178                    | 361                | 539   | 0             | 0                   | 1                                  | 1                     | 99.6                        | 33.0                   |
| AREA DE PONCE                | 5,963 | 441                    | 5,514              | 5,955 | 6             | 2                   | 0                                  | 0                     | 99.9                        | 7.4                    |



Tabla 36 - NACIMIENTOS VIVOS POR RESIDENCIA DE LA MADRE, LUGAR DE OCURRENCIA Y POR CIENTO DE NACIMIENTOS EN HOSPITALES  
 Table 36 - LIVE BIRTHS BY RESIDENCE OF MOTHER, PLACE OF OCCURRENCE AND PERCENTAGE OF BIRTHS IN HOSPITALS  
 PUERTO RICO, 2000

| MUNICIPIOS<br>MUNICIPALITIES | TOTAL  | HOSPITALES - HOSPITALS |                    |        | HOGAR<br>HOME | EN RUTA<br>ON ROUTE | OTROS<br>SITIOS<br>OTHER<br>PLACES | NO ESPEC.<br>UNESPEC. | % HOSPITALES<br>% HOSPITALS |                        |
|------------------------------|--------|------------------------|--------------------|--------|---------------|---------------------|------------------------------------|-----------------------|-----------------------------|------------------------|
|                              |        | GOBIERNO<br>GOVERNMENT | PRIVADO<br>PRIVATE | TOTAL  |               |                     |                                    |                       | TOTAL                       | PÚBLICOS<br>GOVERNMENT |
| ADJUNTAS                     | 307    | 64                     | 243                | 307    | 0             | 0                   | 0                                  | 0                     | 100.0                       | 20.9                   |
| COAMO                        | 607    | 42                     | 564                | 606    | 1             | 0                   | 0                                  | 0                     | 99.8                        | 6.9                    |
| JAYUYA                       | 278    | 53                     | 223                | 276    | 1             | 1                   | 0                                  | 0                     | 99.3                        | 19.2                   |
| JUANA DÍAZ                   | 852    | 24                     | 827                | 851    | 1             | 0                   | 0                                  | 0                     | 99.9                        | 2.8                    |
| PONCE                        | 2,985  | 209                    | 2,773              | 2,982  | 2             | 1                   | 0                                  | 0                     | 99.9                        | 7.0                    |
| SANTA ISABEL                 | 441    | 23                     | 417                | 440    | 1             | 0                   | 0                                  | 0                     | 99.8                        | 5.2                    |
| VILLALBA                     | 493    | 26                     | 467                | 493    | 0             | 0                   | 0                                  | 0                     | 100.0                       | 5.3                    |
| AREA DE YAUCO                | 1,828  | 991                    | 832                | 1,823  | 4             | 1                   | 0                                  | 0                     | 99.7                        | 54.4                   |
| GUANICA                      | 299    | 197                    | 101                | 298    | 0             | 1                   | 0                                  | 0                     | 99.7                        | 66.1                   |
| GUAYANILLA                   | 345    | 192                    | 153                | 345    | 0             | 0                   | 0                                  | 0                     | 100.0                       | 55.7                   |
| PENUELAS                     | 482    | 198                    | 280                | 478    | 4             | 0                   | 0                                  | 0                     | 99.2                        | 41.4                   |
| YAUCO                        | 702    | 404                    | 298                | 702    | 0             | 0                   | 0                                  | 0                     | 100.0                       | 57.6                   |
| REGION METROPOLITANA         | 13,190 | 5,001                  | 8,154              | 13,155 | 29            | 0                   | 5                                  | 1                     | 99.7                        | 38.0                   |
| AREA DE CAROLINA             | 5,254  | 1,842                  | 3,401              | 5,243  | 9             | 0                   | 1                                  | 1                     | 99.8                        | 35.1                   |
| CANOVANAS                    | 782    | 373                    | 407                | 780    | 1             | 0                   | 0                                  | 1                     | 99.7                        | 47.8                   |
| CAROLINA                     | 2,891  | 855                    | 2,033              | 2,888  | 2             | 0                   | 1                                  | 0                     | 99.9                        | 29.6                   |
| LOÍZA                        | 461    | 190                    | 268                | 458    | 3             | 0                   | 0                                  | 0                     | 99.4                        | 41.5                   |
| TRUJILLO ALTO                | 1,120  | 424                    | 693                | 1,117  | 3             | 0                   | 0                                  | 0                     | 99.7                        | 38.0                   |
| AREA DE SAN JUAN             | 7,936  | 3,159                  | 4,753              | 7,912  | 20            | 0                   | 4                                  | 0                     | 99.7                        | 39.9                   |
| GUAYNABO                     | 1,469  | 291                    | 1,176              | 1,467  | 0             | 0                   | 2                                  | 0                     | 99.9                        | 19.8                   |
| SAN JUAN                     | 6,467  | 2,868                  | 3,577              | 6,445  | 20            | 0                   | 2                                  | 0                     | 99.7                        | 44.5                   |
| SUBREGION FAJARDO            | 2,223  | 935                    | 1,285              | 2,220  | 2             | 0                   | 1                                  | 0                     | 99.9                        | 42.1                   |
| CEIBA                        | 293    | 152                    | 140                | 292    | 1             | 0                   | 0                                  | 0                     | 99.7                        | 52.1                   |
| CULEBRA                      | 25     | 12                     | 13                 | 25     | 0             | 0                   | 0                                  | 0                     | 100.0                       | 48.0                   |
| FAJARDO                      | 655    | 245                    | 409                | 654    | 1             | 0                   | 0                                  | 0                     | 99.9                        | 37.5                   |
| LUQUILLO                     | 297    | 141                    | 156                | 297    | 0             | 0                   | 0                                  | 0                     | 100.0                       | 47.5                   |
| RIO GRANDE                   | 825    | 323                    | 502                | 825    | 0             | 0                   | 0                                  | 0                     | 100.0                       | 39.2                   |
| VIEQUES                      | 128    | 62                     | 65                 | 127    | 0             | 0                   | 1                                  | 0                     | 99.2                        | 48.8                   |
| P R NO ESPECIFICADO          | 0      | 0                      | 0                  | 0      | 0             | 0                   | 0                                  | 0                     |                             |                        |
| NO RESIDENTE                 | 110    | 26                     | 84                 | 110    | 0             | 0                   | 0                                  | 0                     | 100.0                       | 23.6                   |
| ISLAS VIRGENES               | 21     | 7                      | 14                 | 21     | 0             | 0                   | 0                                  | 0                     | 100.0                       | 33.3                   |
| REPUBLICA DOMINICANA         | 2      | 1                      | 1                  | 2      | 0             | 0                   | 0                                  | 0                     | 100.0                       | 50.0                   |
| OTROS PAISES                 | 87     | 18                     | 69                 | 87     | 0             | 0                   | 0                                  | 0                     | 100.0                       | 20.7                   |
| DESCONOCIDOS                 | 18     | 6                      | 11                 | 17     | 0             | 0                   | 0                                  | 1                     | 94.4                        | 35.3                   |

FUENTE: DEPARTAMENTO DE SALUD, SAPEESI, DIVISIÓN DE ESTADÍSTICAS, SAN JUAN, PR.

SOURCE: DEPARTMENT OF HEALTH, ASPESIS, DIVISION OF STATISTICS, SAN JUAN, PR.

No

Tabla 37 - NACIMIENTOS POR MÉTODO DEL PARTO  
Table 37 - LIVE BIRTHS BY METHOD OF DELIVERY  
PUERTO RICO, 2000 Y 1999

| MÉTODO DEL PARTO<br>METHOD OF DELIVERY                     | 2000             |                       | 1999             |                       |
|------------------------------------------------------------|------------------|-----------------------|------------------|-----------------------|
|                                                            | NÚMERO<br>Number | Por Ciento<br>Percent | NÚMERO<br>Number | Por Ciento<br>Percent |
| <b>TOTAL NACIMIENTOS VIVOS</b><br><b>TOTAL LIVE BIRTHS</b> | <b>59,460</b>    | <b>100.0</b>          | <b>59,684</b>    | <b>100.0</b>          |
| Partos Vaginales                                           | 35,365           | 59.5                  | 36,265           | 60.8                  |
| Vaginal Después de Cesárea                                 | 624              | 1.0                   | 666              | 1.1                   |
| Cesáreas Primarias                                         | 13,847           | 23.3                  | 13,714           | 23.0                  |
| Cesáreas Repetidas                                         | 9,421            | 15.8                  | 8,858            | 14.8                  |
| Fórceps                                                    | 92               | 0.2                   | 103              | 0.2                   |
| Extractor al Vacío                                         | 111              | 0.2                   | 78               | 0.1                   |

Fuente: Departamento de Salud, SAPEESI, División de Estadísticas, San Juan, Puerto Rico.

Source: Department of Health, ASPESIS, División of Statistics, San Juan, Puerto Rico.

Tabla 38 - CONDICIONES ANORMALES DEL RECIÉN NACIDO, NACIMIENTOS VIVOS  
Table 38 - ABNORMAL CONDITIONS OF THE NEWBORN, LIVE BIRTHS  
PUERTO RICO, 2000 Y 1999

| CONDICIONES ANORMALES<br>ABNORMAL CONDITIONS                           | 2000             |                    | 1999             |                    |
|------------------------------------------------------------------------|------------------|--------------------|------------------|--------------------|
|                                                                        | NÚMERO<br>Number | Tasa 1/<br>Rate 1/ | NÚMERO<br>Number | Tasa 1/<br>Rate 1/ |
| <b>TOTAL CONDICIONES ANORMALES</b><br><b>TOTAL ABNORMAL CONDITIONS</b> | <b>1,041</b>     | <b>17.5</b>        | <b>1,128</b>     | <b>18.9</b>        |
| Síndrome de Dificultad Respiratoria (SDR)                              | 144              | 2.4                | 45               | 0.8                |
| Ventilación Artificial (>30)                                           | 102              | 1.7                | 26               | 0.4                |
| Ventilación Artificial (<30)                                           | 107              | 1.8                | 14               | 0.2                |
| Síndrome de Aspiración de Meconio                                      | 26               | 0.4                | 182              | 3.0                |
| Anemia (<13 gramos)                                                    | 31               | 0.5                | 27               | 0.5                |
| Convulsiones                                                           | 39               | 0.7                | 79               | 1.3                |
| Traumatismo (lesión) al Nacer                                          | 20               | 0.3                | 108              | 1.8                |
| Síndrome de Alcoholismo Fetal                                          | 7                | 0.1                | 64               | 1.1                |
| Otros, sin especificar cuáles                                          | 565              | 9.5                | 583              | 9.8                |

1/ Tasa por 1000 nacimientos vivos.

Fuente: Departamento de Salud, SAPEESI, División de Estadísticas, San Juan, Puerto Rico.

Source: Department of Health, ASPESIS, División of Statistics, San Juan, Puerto Rico.

ESTADO LIBRE ASOCIADO DE PUERTO RICO  
DEPARTAMENTO DE SALUD

SECRETARÍA AUXILIAR DE PLANIFICACIÓN, EVALUACIÓN,  
ESTADÍSTICAS Y SISTEMAS DE INFORMACIÓN

DIVISIÓN DE ESTADÍSTICAS

**FE DE ERRATA**  
**INFORME ANUAL DE ESTADÍSTICAS VITALES 2000**

Favor de sustituir la página número 94 del Informe Anual  
de Estadísticas Vitales 2000



Tabla 37 - NACIMIENTOS POR MÉTODO DEL PARTO  
Table 37 - LIVE BIRTHS BY METHOD OF DELIVERY  
PUERTO RICO, 2000 Y 1999

| MÉTODO DEL PARTO<br>METHOD OF DELIVERY               | 2000             |                       | 1999             |                       |
|------------------------------------------------------|------------------|-----------------------|------------------|-----------------------|
|                                                      | NÚMERO<br>Number | Por Ciento<br>Percent | NÚMERO<br>Number | Por Ciento<br>Percent |
| <b>TOTAL NACIMIENTOS VIVOS<br/>TOTAL LIVE BIRTHS</b> | <b>59,460</b>    | <b>100.0</b>          | <b>59,684</b>    | <b>100.0</b>          |
| Partos Vaginales                                     | 35,365           | 59.5                  | 36,265           | 60.8                  |
| Vaginal Después de Cesárea                           | 624              | 1.0                   | 666              | 1.1                   |
| Cesáreas Primarias                                   | 13,847           | 23.3                  | 13,714           | 23.0                  |
| Cesáreas Repetidas                                   | 9,421            | 15.8                  | 8,858            | 14.8                  |
| Fórceps                                              | 92               | 0.2                   | 103              | 0.2                   |
| Extractor al Vacío                                   | 111              | 0.2                   | 78               | 0.1                   |

Fuente: Departamento de Salud, SAPEESI, División de Estadísticas, San Juan, Puerto Rico.

Source: Department of Health, ASPESIS, División of Statistics, San Juan, Puerto Rico.

Tabla 38 - CONDICIONES ANORMALES DEL RECIEN NACIDO, NACIMIENTOS VIVOS  
Table 38 - ABNORMAL CONDITIONS OF THE NEWBORN, LIVE BIRTHS  
PUERTO RICO, 2000 Y 1999

| CONDICIONES ANORMALES<br>ABNORMAL CONDITIONS                     | 2000             |                    | 1999             |                    |
|------------------------------------------------------------------|------------------|--------------------|------------------|--------------------|
|                                                                  | NÚMERO<br>Number | Tasa 1/<br>Rate 1/ | NÚMERO<br>Number | Tasa 1/<br>Rate 1/ |
| <b>TOTAL CONDICIONES ANORMALES<br/>TOTAL ABNORMAL CONDITIONS</b> | <b>1,041</b>     | <b>17.5</b>        | <b>1,128</b>     | <b>18.9</b>        |
| Anemia (<13 gramos)                                              | 31               | 0.5                | 45               | 0.8                |
| Traumatismo (lesión) al Nacer                                    | 20               | 0.3                | 26               | 0.4                |
| Síndrome de Alcoholismo Fetal                                    | 7                | 0.1                | 14               | 0.2                |
| Síndrome de Dificultad<br>Respiratoria (SDR)                     | 144              | 2.4                | 182              | 3.0                |
| Síndrome de Aspiración de Meconio                                | 26               | 0.4                | 27               | 0.5                |
| Ventilación Artificial (>30)                                     | 107              | 1.8                | 79               | 1.3                |
| Ventilación Artificial (<30)                                     | 102              | 1.7                | 108              | 1.8                |
| Convulsiones                                                     | 39               | 0.7                | 64               | 1.1                |
| Otros, sin especificar cuáles                                    | 565              | 9.5                | 583              | 9.8                |

1/ Tasa por 1000 nacimientos vivos.

Fuente: Departamento de Salud, SAPEESI, División de Estadísticas, San Juan, Puerto Rico.

Source: Department of Health, ASPESIS, División of Statistics, San Juan, Puerto Rico.



Tabla 39 - ANOMALÍAS CONGÉNITAS, NACIMIENTOS VIVOS  
 Table 39 - CONGENITAL ANOMALIES, LIVE BIRTHS  
 PUERTO RICO, 2000 Y 1999

| ANOMALÍAS CONGÉNITAS<br>CONGENITAL ANOMALIES                     | 2000             |                    | 1999             |                    |
|------------------------------------------------------------------|------------------|--------------------|------------------|--------------------|
|                                                                  | NÚMERO<br>Number | Tasa 1/<br>Rate 1/ | NÚMERO<br>Number | Tasa 1/<br>Rate 1/ |
| <b>TOTAL ANOMALÍAS CONGÉNITAS<br/>TOTAL CONGENITAL ANOMALIES</b> | <b>547</b>       | <b>916.5</b>       | <b>529</b>       | <b>886.3</b>       |
| Anencefalia                                                      | 3                | 5.0                | 4                | 6.7                |
| Espina Bífida / Meningocele                                      | 6                | 10.1               | 5                | 8.4                |
| Hidrocefalia                                                     | 2                | 3.4                | 2                | 3.4                |
| Microcefalia                                                     | 1                | 1.7                | 2                | 3.4                |
| Otras anomalías del sistema nervioso central                     | 3                | 5.0                | 3                | 5.0                |
| Malformaciones del corazón                                       | 2                | 3.4                | 7                | 11.7               |
| Otras anomalías circulatorias/ respiratorias                     | 4                | 6.7                | 8                | 13.4               |
| Atresia / estenosis rectal                                       | 2                | 3.4                | 1                | 1.7                |
| Fístula traqueo esofágica/ atresia esofágica                     | 0                | 0.0                | 2                | 3.4                |
| Onfalocele/ gastroschisis                                        | 3                | 5.0                | 5                | 8.4                |
| Otras anomalías gastrointestinales                               | 5                | 8.4                | 6                | 10.1               |
| Genitales malformados                                            | 2                | 3.4                | 1                | 1.7                |
| Agnesis renal                                                    | 0                | 0.0                | 2                | 3.4                |
| Otras anomalías urogenitales                                     | 18               | 30.2               | 18               | 30.2               |
| Labio Leporino/ paladar hendido                                  | 11               | 18.4               | 13               | 21.8               |
| Polidactilio/ sindactilia/ adactilia                             | 1                | 1.7                | 0                | 0.0                |
| Pie equino (Club foot)                                           | 12               | 20.1               | 7                | 11.7               |
| Hernia del diafragma                                             | 1                | 1.7                | 0                | 0.0                |
| Otras anomalías musculoesqueletales/ integumentarias             | 19               | 31.8               | 21               | 35.2               |
| Síndrome de Down                                                 | 8                | 13.4               | 9                | 15.1               |
| Otras anomalías cromosómicas                                     | 10               | 16.8               | 11               | 18.4               |
| Otras                                                            | 434              | 727.2              | 402              | 673.5              |

1/ Tasa por 100,000 nacimientos vivos.

Fuente: Departamento de Salud, SAPEESI, División de Estadísticas, San Juan, Puerto Rico.

Source: Department of Health, ASPEESI, División of Statistics, San Juan, Puerto Rico.





**Mortalidad  
General**

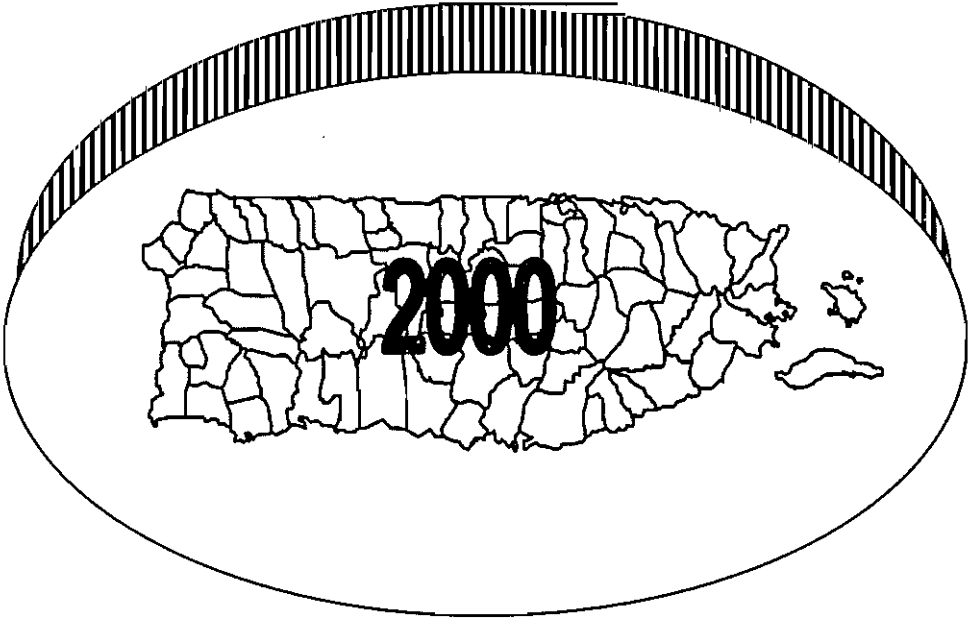




Tabla 40 - DEFUNCIONES POR CAUSAS ESPECÍFICAS Y TASAS POR 100,000 HABITANTES  
 Tabla 40 - DEATHS BY SPECIFIC CAUSES AND RATE PER 100,000 POPULATION  
 PUERTO RICO, 1960 - 2000

| AÑOS<br>YEARS | ENF. CORAZÓN<br>HEART DISEASE |              | CÁNCER      |              | DIABETES<br>MELLITUS |              | ENF.CEREBROVASC.<br>CEREBROVASC.DIS |              | ARTERIOESCLERO.<br>ATHEROSCLEROS. |              |
|---------------|-------------------------------|--------------|-------------|--------------|----------------------|--------------|-------------------------------------|--------------|-----------------------------------|--------------|
|               | NUM.<br>NO.                   | TASA<br>RATE | NUM.<br>NO. | TASA<br>RATE | NUM.<br>NO.          | TASA<br>RATE | NUM.<br>NO.                         | TASA<br>RATE | NUM.<br>NO.                       | TASA<br>RATE |
| 2000          | 5,222                         | 219.3        | 4,693       | 123.2        | 2,273                | 59.7         | 1,166                               | 30.6         | 128                               | 3.4          |
| 1999          | 5,364                         | 224.8        | 4,429       | 114.6        | 2,184                | 56.2         | 1,266                               | 32.7         | 182                               | 4.7          |
| 1998          | 6,038                         | 157.5        | 4,658       | 121.5        | 2,295                | 59.9         | 1,420                               | 37.0         | 169                               | 4.4          |
| 1997          | 6,038                         | 162.3        | 4,658       | 125.2        | 2,295                | 61.7         | 1,420                               | 38.2         | 224                               | 5.9          |
| 1996          | 5,925                         | 158.7        | 4,563       | 122.2        | 2,091                | 56.0         | 1,465                               | 39.4         | 261                               | 7.0          |
| 1995          | 5,941                         | 159.7        | 4,510       | 121.3        | 2,216                | 59.6         | 1,474                               | 39.7         | 250                               | 6.8          |
| 1994          | 5,814                         | 157.7        | 4,298       | 116.6        | 1,868                | 50.7         | 1,428                               | 38.7         | 243                               | 6.6          |
| 1993          | 5,897                         | 162.8        | 4,427       | 122.2        | 1,876                | 51.8         | 1,443                               | 39.8         | 272                               | 7.5          |
| 1992          | 5,868                         | 164.0        | 4,393       | 122.7        | 1,836                | 51.3         | 1,285                               | 35.9         | 394                               | 11.0         |
| 1991          | 5,727                         | 161.4        | 4,274       | 120.4        | 1,668                | 47.0         | 1,215                               | 34.2         | 396                               | 11.2         |
| 1990          | 5,987                         | 169.7        | 4,106       | 116.4        | 1,677                | 47.5         | 1,198                               | 34.0         | 466                               | 13.2         |
| 1989          | 6,244                         | 178.5        | 3,989       | 114.1        | 1,611                | 46.1         | 1,166                               | 33.3         | 565                               | 16.2         |
| 1988          | 6,545                         | 189.1        | 3,751       | 108.4        | 1,100                | 31.8         | 1,285                               | 37.1         | 614                               | 17.7         |
| 1987          | 6,350                         | 185.0        | 3,693       | 107.6        | 1,108                | 32.3         | 1,358                               | 39.6         | 689                               | 20.1         |
| 1986          | 5,802                         | 170.3        | 3,791       | 111.3        | 1,149                | 33.7         | 1,335                               | 39.2         | 704                               | 20.7         |
| 1985          | 5,834                         | 172.7        | 3,601       | 106.6        | 1,150                | 34.0         | 1,492                               | 44.2         | 817                               | 24.2         |
| 1984          | 5,232                         | 156.2        | 3,592       | 107.3        | 1,112                | 33.2         | 1,384                               | 41.3         | 822                               | 24.5         |
| 1983          | 5,344                         | 160.2        | 3,440       | 103.6        | 1,016                | 30.6         | 1,314                               | 39.6         | 766                               | 23.1         |
| 1982          | 5,924                         | 180.0        | 3,297       | 100.2        | 906                  | 27.5         | 1,298                               | 39.4         | 571                               | 17.4         |
| 1981          | 5,564                         | 171.1        | 3,343       | 102.8        | 812                  | 25.0         | 1,727                               | 53.1         | 490                               | 15.1         |
| 1980          | 5,174                         | 161.5        | 3,285       | 102.5        | 900                  | 28.1         | 1,269                               | 39.6         | 797                               | 24.9         |
| 1979          | 5,277                         | 167.0        | 3,088       | 97.7         | 879                  | 27.8         | 1,350                               | 42.7         | 834                               | 26.4         |
| 1978          | 5,149                         | 164.9        | 3,200       | 102.5        | 779                  | 25.0         | 1,633                               | 52.3         | 760                               | 24.3         |
| 1977          | 5,344                         | 173.8        | 3,068       | 99.8         | 551                  | 17.9         | 1,716                               | 55.8         | 820                               | 26.7         |
| 1976          | 5,487                         | 181.8        | 2,852       | 94.5         | 648                  | 21.5         | 1,687                               | 55.9         | 851                               | 28.2         |
| 1975          | 4,971                         | 169.2        | 2,854       | 97.1         | 687                  | 23.4         | 1,478                               | 50.3         | 975                               | 33.2         |
| 1974          | 4,945                         | 171.1        | 2,860       | 99.0         | 680                  | 23.5         | 1,588                               | 54.9         | 1,012                             | 35.0         |
| 1973          | 4,611                         | 160.5        | 2,597       | 90.4         | 744                  | 25.9         | 1,471                               | 51.2         | 1,123                             | 39.1         |
| 1972          | 4,342                         | 151.5        | 2,685       | 93.7         | 729                  | 25.4         | 1,378                               | 48.1         | 1,127                             | 39.3         |
| 1971          | 4,068                         | 146.4        | 2,618       | 94.2         | 725                  | 26.1         | 1,413                               | 50.8         | 943                               | 33.9         |
| 1970          | 4,224                         | 155.5        | 2,658       | 97.9         | 716                  | 26.4         | 1,264                               | 46.5         | 689                               | 25.4         |
| 1969          | 3,857                         | 142.5        | 2,494       | 92.2         | 766                  | 28.3         | 1,207                               | 44.6         | 628                               | 23.2         |
| 1968          | 4,054                         | 152.1        | 2,420       | 90.8         | 513                  | 19.2         | 1,545                               | 58.0         | 469                               | 17.6         |
| 1967          | 3,724                         | 141.4        | 2,339       | 88.6         | 442                  | 16.8         | 1,438                               | 54.6         | 449                               | 17.0         |
| 1966          | 3,695                         | 141.5        | 2,413       | 92.4         | 420                  | 16.1         | 1,445                               | 55.3         | 411                               | 15.7         |
| 1965          | 3,585                         | 138.8        | 2,216       | 85.8         | 396                  | 15.3         | 1,362                               | 52.7         | 457                               | 17.7         |
| 1964          | 3,365                         | 132.4        | 2,153       | 84.7         | 405                  | 15.9         | 1,351                               | 53.1         | 466                               | 18.3         |
| 1963          | 3,137                         | 125.9        | 2,180       | 87.5         | 338                  | 13.6         | 1,301                               | 52.2         | 452                               | 18.1         |
| 1962          | 3,083                         | 126.0        | 2,019       | 82.5         | 305                  | 12.5         | 1,245                               | 50.9         | 415                               | 17.0         |
| 1961          | 3,072                         | 127.9        | 2,132       | 88.8         | 296                  | 12.3         | 1,771                               | 48.8         | 362                               | 15.9         |
| 1960          | 2,719                         | 115.2        | 1,975       | 83.7         | 250                  | 10.6         | 1,094                               | 46.4         | 331                               | 14.0         |

Tabla 40 - DEFUNCIONES POR CAUSAS ESPECÍFICAS Y TASAS POR 100,000 HABITANTES  
 Table 40 - DEATHS BY SPECIFIC CAUSES AND RATE PER 100,000 POPULATION  
 PUERTO RICO, 1960 - 1999

| AÑOS<br>YEARS | NEUMONIAS<br>PNEUMONIAS |              | ENFER. DEL HIGADO<br>LIVER DISEASES |              | CON. PERIODO PERINATAL<br>CON. PERINATAL PERIOD |              | TUBERCULOSIS<br>TUBERCULOSIS |              | DEFORM. CONGEN.<br>CONGEN. MALFORM. |              |
|---------------|-------------------------|--------------|-------------------------------------|--------------|-------------------------------------------------|--------------|------------------------------|--------------|-------------------------------------|--------------|
|               | NUM.<br>NO.             | TASA<br>RATE | NUM.<br>NO.                         | TASA<br>RATE | NUM.<br>NO.                                     | TASA<br>RATE | NUM.<br>NO.                  | TASA<br>RATE | NUM.<br>NO.                         | TASA<br>RATE |
| 2000          | 784                     | 20.6         | 820                                 | 21.5         | 375                                             | 9.8          | 21                           | 0.6          | 163                                 | 4.3          |
| 1999          | 1,065                   | 27.5         | 878                                 | 22.7         | 400                                             | 10.3         | 34                           | 0.9          | 135                                 | 3.5          |
| 1998          | 1,314                   | 34.3         | 672                                 | 17.5         | 389                                             | 10.1         | 43                           | 1.1          | 185                                 | 4.8          |
| 1997          | 1,135                   | 29.8         | 712                                 | 18.7         | 452                                             | 11.9         | 63                           | 1.7          | 223                                 | 5.9          |
| 1996          | 1,174                   | 31.4         | 670                                 | 17.9         | 414                                             | 11.1         | 56                           | 1.5          | 202                                 | 5.4          |
| 1995          | 1,346                   | 36.2         | 719                                 | 19.4         | 476                                             | 12.8         | 80                           | 2.2          | 232                                 | 6.3          |
| 1994          | 1,187                   | 32.2         | 654                                 | 17.7         | 468                                             | 12.7         | 76                           | 2.0          | 199                                 | 5.4          |
| 1993          | 1,170                   | 32.3         | 772                                 | 21.3         | 517                                             | 14.3         | 75                           | 2.1          | 217                                 | 6.0          |
| 1992          | 1,202                   | 33.6         | 722                                 | 20.2         | 476                                             | 13.3         | 58                           | 1.6          | 228                                 | 6.4          |
| 1991          | 1,115                   | 31.4         | 818                                 | 23.0         | 509                                             | 14.3         | 56                           | 1.6          | 216                                 | 6.1          |
| 1990          | 1,188                   | 33.7         | 739                                 | 20.9         | 507                                             | 14.4         | 69                           | 2.0          | 221                                 | 6.3          |
| 1989          | 1,267                   | 36.2         | 743                                 | 21.2         | 532                                             | 15.2         | 64                           | 1.8          | 234                                 | 6.7          |
| 1988          | 1,365                   | 39.4         | 695                                 | 20.1         | 465                                             | 13.4         | 66                           | 1.9          | 198                                 | 5.7          |
| 1987          | 1,295                   | 37.7         | 765                                 | 22.3         | 515                                             | 15.0         | 65                           | 1.9          | 218                                 | 6.3          |
| 1986          | 1,484                   | 43.6         | 820                                 | 24.1         | 515                                             | 15.1         | 74                           | 2.2          | 192                                 | 5.6          |
| 1985          | 1,375                   | 40.7         | 769                                 | 22.8         | 597                                             | 17.7         | 79                           | 2.3          | 203                                 | 6.0          |
| 1984          | 1,224                   | 36.6         | 775                                 | 23.1         | 591                                             | 17.6         | 106                          | 3.2          | 197                                 | 5.9          |
| 1983          | 1,143                   | 34.4         | 792                                 | 23.8         | 699                                             | 21.0         | 104                          | 3.1          | 200                                 | 6.0          |
| 1982          | 964                     | 29.3         | 726                                 | 22.1         | 758                                             | 23.0         | 107                          | 3.3          | 195                                 | 5.9          |
| 1981          | 1,213                   | 37.3         | 793                                 | 24.4         | 821                                             | 25.2         | 92                           | 2.8          | 222                                 | 6.8          |
| 1980          | 841                     | 26.2         | 837                                 | 26.1         | 867                                             | 27.1         | 120                          | 3.7          | 184                                 | 5.7          |
| 1979          | 899                     | 28.4         | 830                                 | 26.3         | 850                                             | 26.9         | 139                          | 4.4          | 219                                 | 6.9          |
| 1978          | 940                     | 30.1         | 709                                 | 22.7         | 645                                             | 20.7         | 130                          | 4.2          | 172                                 | 5.5          |
| 1977          | 965                     | 31.4         | 710                                 | 23.1         | 667                                             | 21.7         | 198                          | 6.4          | 229                                 | 7.4          |
| 1976          | 1,040                   | 34.5         | 737                                 | 24.4         | 651                                             | 21.6         | 185                          | 6.1          | 219                                 | 7.3          |
| 1975          | 958                     | 32.6         | 750                                 | 25.5         | 603                                             | 20.5         | 236                          | 8.0          | 234                                 | 7.9          |
| 1974          | 906                     | 31.3         | 771                                 | 26.7         | 668                                             | 23.1         | 252                          | 8.7          | 259                                 | 9.0          |
| 1973          | 954                     | 33.2         | 774                                 | 26.9         | 741                                             | 25.8         | 256                          | 8.9          | 229                                 | 8.0          |
| 1972          | 1,025                   | 35.8         | 710                                 | 24.8         | 707                                             | 24.7         | 276                          | 9.6          | 261                                 | 9.1          |
| 1971          | 915                     | 32.9         | 633                                 | 22.8         | 734                                             | 26.4         | 266                          | 9.6          | 252                                 | 9.1          |
| 1970          | 889                     | 32.7         | 625                                 | 23.0         | 687                                             | 25.3         | 302                          | 11.1         | 310                                 | 11.4         |
| 1969          | 837                     | 30.9         | 604                                 | 22.3         | 713                                             | 26.3         | 336                          | 12.4         | 325                                 | 12.0         |
| 1968          | 962                     | 36.1         | 552                                 | 20.7         | 991                                             | 37.2         | 423                          | 15.9         | 315                                 | 11.8         |
| 1967          | 952                     | 36.1         | 493                                 | 18.7         | 1,098                                           | 41.7         | 396                          | 15.0         | 346                                 | 13.1         |
| 1966          | 1,034                   | 39.6         | 459                                 | 17.6         | 1,211                                           | 46.4         | 442                          | 16.9         | 393                                 | 15.0         |
| 1965          | 1,072                   | 41.5         | 396                                 | 15.3         | 1,329                                           | 51.5         | 462                          | 17.9         | 430                                 | 16.6         |
| 1964          | 1,143                   | 45.0         | 391                                 | 15.4         | 1,433                                           | 56.4         | 505                          | 19.9         | 436                                 | 17.2         |
| 1963          | 983                     | 39.5         | 385                                 | 15.5         | 1,294                                           | 51.9         | 527                          | 21.2         | 390                                 | 15.7         |
| 1962          | 1,032                   | 42.2         | 382                                 | 15.6         | 1,241                                           | 50.7         | 582                          | 23.8         | 382                                 | 15.6         |
| 1961          | 939                     | 39.1         | 328                                 | 13.7         | 1,218                                           | 50.7         | 633                          | 26.4         | 410                                 | 17.1         |
| 1960          | 974                     | 41.3         | 303                                 | 12.8         | 1,230                                           | 52.1         | 692                          | 29.3         | 390                                 | 16.5         |

Tabla 40 - DEFUNCIONES POR CAUSAS ESPECÍFICAS Y TASAS POR 100,000 HABITANTES  
 Table 40 - DEATHS BY SPECIFIC CAUSES AND RATE PER 100,000 POPULATION  
 PUERTO RICO, 1960 - 1999

| AÑOS<br>YEARS | MENINGITIS<br>MENINGITIS |              | DIARREA - ENTERI<br>DIARRHEA - ENTER |              | NEFRITIS<br>NEPHRITIS |              | INFLUENZA<br>INFLUENZA |              |
|---------------|--------------------------|--------------|--------------------------------------|--------------|-----------------------|--------------|------------------------|--------------|
|               | NUM.<br>NO.              | TASA<br>RATE | NUM.<br>NO.                          | TASA<br>RATE | NUM.<br>NO.           | TASA<br>RATE | NUM.<br>NO.            | TASA<br>RATE |
| 2000          | 10                       | 0.3          | 12                                   | 0.3          | 2                     | 0.1          | 1                      | 0.1          |
| 1999          | 14                       | 0.4          | 36                                   | 0.9          | 4                     | 0.1          | D/N                    | D/N          |
| 1998          | 14                       | 0.4          | 80                                   | 2.1          | 538                   | 14.0         | D/N                    | D/N          |
| 1997          | 17                       | 0.4          | 74                                   | 1.9          | 530                   | 13.9         | 4                      | 0.1          |
| 1996          | 27                       | 0.7          | 85                                   | 2.3          | 504                   | 13.5         | 2                      | 0.1          |
| 1995          | 22                       | 0.6          | 98                                   | 2.7          | 442                   | 11.9         | 6                      | 0.2          |
| 1994          | 13                       | 0.4          | 93                                   | 2.5          | 388                   | 10.5         | 2                      | 0.1          |
| 1993          | 21                       | 0.6          | 95                                   | 2.6          | 423                   | 11.7         | 5                      | 0.1          |
| 1992          | 23                       | 0.6          | 76                                   | 2.1          | 394                   | 11.0         | 5                      | 0.1          |
| 1991          | 37                       | 1.0          | 63                                   | 1.8          | 367                   | 10.3         | 3                      | 0.1          |
| 1990          | 36                       | 1.0          | 91                                   | 2.6          | 338                   | 9.6          | 5                      | 0.1          |
| 1989          | 42                       | 1.2          | 85                                   | 2.4          | 348                   | 10.0         | 4                      | 0.1          |
| 1988          | 42                       | 1.2          | 76                                   | 2.2          | 426                   | 12.3         | 10                     | 0.3          |
| 1987          | 42                       | 1.2          | 69                                   | 2.0          | 413                   | 12.0         | 2                      | 0.1          |
| 1986          | 50                       | 1.5          | 77                                   | 2.3          | 468                   | 13.7         | 7                      | 0.2          |
| 1985          | 41                       | 1.2          | 79                                   | 2.3          | 468                   | 13.9         | 6                      | 0.2          |
| 1984          | 59                       | 1.8          | 67                                   | 2.0          | 384                   | 11.5         | 3                      | 0.1          |
| 1983          | 50                       | 1.5          | 71                                   | 2.1          | 393                   | 11.8         | 7                      | 0.2          |
| 1982          | 53                       | 1.6          | 104                                  | 3.2          | 352                   | 10.7         | 7                      | 0.2          |
| 1981          | 40                       | 1.2          | 122                                  | 3.8          | 227                   | 7.0          | 15                     | 0.5          |
| 1980          | 47                       | 1.5          | 125                                  | 3.9          | 215                   | 6.7          | 12                     | 0.4          |
| 1979          | 70                       | 2.2          | 137                                  | 4.3          | 237                   | 7.5          | 21                     | 0.7          |
| 1978          | 46                       | 1.5          | 124                                  | 4.0          | 82                    | 2.6          | 11                     | 0.4          |
| 1977          | 56                       | 1.8          | 116                                  | 3.8          | 97                    | 3.2          | 31                     | 1.0          |
| 1976          | 63                       | 2.1          | 129                                  | 4.3          | 126                   | 4.2          | 109                    | 3.6          |
| 1975          | 50                       | 1.7          | 156                                  | 5.3          | 173                   | 5.9          | 23                     | 0.8          |
| 1974          | 72                       | 2.5          | 179                                  | 6.2          | 96                    | 3.3          | 29                     | 1.0          |
| 1973          | 58                       | 2.0          | 207                                  | 7.2          | 104                   | 3.6          | 37                     | 1.3          |
| 1972          | 69                       | 2.4          | 277                                  | 9.7          | 125                   | 4.4          | 36                     | 1.3          |
| 1971          | 60                       | 2.2          | 266                                  | 9.6          | 129                   | 4.6          | 26                     | 1.0          |
| 1970          | 83                       | 3.1          | 233                                  | 8.6          | 114                   | 4.2          | 42                     | 1.5          |
| 1969          | 63                       | 2.3          | 281                                  | 10.4         | 114                   | 4.2          | 73                     | 2.7          |
| 1968          | 81                       | 3.0          | 324                                  | 12.2         | 162                   | 6.1          | 100                    | 3.8          |
| 1967          | 58                       | 2.2          | 422                                  | 16.0         | 137                   | 5.2          | 16                     | 0.6          |
| 1966          | 98                       | 3.8          | 669                                  | 25.6         | 142                   | 5.4          | 45                     | 1.7          |
| 1965          | 104                      | 4.0          | 952                                  | 36.9         | 153                   | 5.9          | 30                     | 1.2          |
| 1964          | 127                      | 5.0          | 1,372                                | 54.0         | 157                   | 6.2          | 41                     | 1.6          |
| 1963          | 105                      | 4.2          | 997                                  | 40.0         | 136                   | 5.5          | 66                     | 2.6          |
| 1962          | 96                       | 3.9          | 832                                  | 34.0         | 133                   | 5.4          | 34                     | 1.4          |
| 1961          | 114                      | 4.7          | 866                                  | 36.1         | 155                   | 6.5          | 61                     | 2.5          |
| 1960          | 104                      | 4.4          | 934                                  | 39.6         | 154                   | 6.5          | 66                     | 2.8          |

FUENTE: DEPARTAMENTO DE SALUD, SAPEESI, DIVISIÓN DE ESTADÍSTICAS, SAN JUAN, PUERTO RICO.

SOURCE: DEPARTMENT OF HEALTH, ASPEESI, DIVISION OF STATISTICS, SAN JUAN, PUERTO RICO.

Tabla 41 - MORTALIDAD GENERAL POR MES DE OCURRENCIA  
 Table 41 - GENERAL MORTALITY BY MONTH OF OCCURRENCE  
 PUERTO RICO, 1998 - 2000

| MESES<br>MONTHS                          | 2000          |              |                  |                    | 1999          |              |                  |                    | 1998          |              |                  |                    |
|------------------------------------------|---------------|--------------|------------------|--------------------|---------------|--------------|------------------|--------------------|---------------|--------------|------------------|--------------------|
|                                          | TOTAL         | TASA<br>RATE | HOMBRES<br>MALES | MUJERES<br>FEMALES | TOTAL         | TASA<br>RATE | HOMBRES<br>MALES | MUJERES<br>FEMALES | TOTAL         | TASA<br>RATE | HOMBRES<br>MALES | MUJERES<br>FEMALES |
| <b>TOTAL</b>                             | <b>28,550</b> | <b>7.4</b>   | <b>16,091</b>    | <b>12,459</b>      | <b>29,145</b> | <b>7.6</b>   | <b>16,554</b>    | <b>12,591</b>      | <b>29,990</b> | <b>7.8</b>   | <b>17,187</b>    | <b>12,803</b>      |
| ENERO - JANUARY                          | 2,780         | 8.6          | 1,603            | 1,177              | 2,572         | 7.9          | 1,523            | 1,049              | 2,518         | 7.7          | 1,456            | 1,062              |
| FEBRERO - FEBRUARY                       | 2,495         | 8.2          | 1,450            | 1,045              | 2,430         | 8            | 1,394            | 1,036              | 2,323         | 7.6          | 1,391            | 932                |
| MARZO - MARCH                            | 2,627         | 8.1          | 1,498            | 1,129              | 2,546         | 7.8          | 1,443            | 1,103              | 2,442         | 7.5          | 1,415            | 1,027              |
| ABRIL - APRIL                            | 2,428         | 7.7          | 1,396            | 1,032              | 2,421         | 7.7          | 1,362            | 1,059              | 2,372         | 7.5          | 1,368            | 1,004              |
| MAYO - MAY                               | 2,411         | 7.4          | 1,319            | 1,092              | 2,368         | 7.2          | 1,363            | 1,005              | 2,363         | 7.2          | 1,321            | 1,042              |
| JUNIO - JUNE                             | 2,268         | 7.2          | 1,274            | 994                | 2,314         | 7.3          | 1,301            | 1,013              | 2,397         | 7.6          | 1,414            | 983                |
| JULIO - JULY                             | 2,280         | 7            | 1,273            | 1,007              | 2,546         | 7.8          | 1,478            | 1,068              | 2,408         | 7.4          | 1,400            | 1,008              |
| AGOSTO - AUGUST                          | 2,296         | 7            | 1,256            | 1,040              | 2,473         | 7.6          | 1,381            | 1,092              | 2,309         | 7.1          | 1,327            | 982                |
| SEPTIEMBRE - SEPTEMBER                   | 2,180         | 6.9          | 1,226            | 954                | 2,349         | 7.4          | 1,275            | 1,074              | 2,604         | 8.2          | 1,447            | 1,157              |
| OCTUBRE - OCTOBER                        | 2,333         | 7.1          | 1,296            | 1,037              | 2,341         | 7.1          | 1,370            | 971                | 2,888         | 8.8          | 1,563            | 1,325              |
| NOVIEMBRE - NOVEMBER                     | 2,238         | 7.1          | 1,235            | 1,003              | 2,363         | 7.4          | 1,332            | 1,031              | 2,746         | 8.7          | 1,576            | 1,170              |
| DICIEMBRE - DECEMBER                     | 2,214         | 6.8          | 1,265            | 949                | 2,422         | 7.4          | 1,332            | 1,090              | 2,620         | 8            | 1,509            | 1,111              |
| MES NO ESPECIFICADO<br>UNSPECIFIED MONTH | -             |              | -                | 0                  | -             |              | -                | 0                  | -             |              | -                | 0                  |

FUENTE: DEPARTAMENTO DE SALUD, SAPEESI, DIVISIÓN DE ESTADÍSTICAS, SAN JUAN, PUERTO RICO.

SOURCE: DEPARTMENT OF HEALTH, ASPESIS, DIVISION OF STATISTICS, SAN JUAN, PUERTO RICO.

Tabla 42 - DEFUNCIONES POR REGIONES DE SALUD, MUNICIPIO DE RESIDENCIA Y GRUPOS DE EDAD  
 Table 42 - DEATHS BY HEALTH REGIONS, MUNICIPALITY OF RESIDENCE, AND AGE GROUPS  
 PUERTO RICO, 2000

| MUNICIPIOS<br>MUNICIPALITIES | EDAD - AGE    |            |           |           |           |           |           |           |            |            |            |            |
|------------------------------|---------------|------------|-----------|-----------|-----------|-----------|-----------|-----------|------------|------------|------------|------------|
|                              | TOTAL         | <1         | 1         | 2         | 3         | 4         | 5-9       | 10-14     | 15-19      | 20-24      | 25-29      | 30-34      |
| <b>TOTAL</b>                 | <b>28,550</b> | <b>588</b> | <b>32</b> | <b>22</b> | <b>10</b> | <b>10</b> | <b>57</b> | <b>51</b> | <b>269</b> | <b>432</b> | <b>422</b> | <b>466</b> |
| REGIÓN ARECIBO               | 3,667         | 57         | 2         | 4         | 2         | 1         | 6         | 10        | 36         | 46         | 41         | 46         |
| AREA DE ARECIBO              | 2,182         | 30         | 2         | 2         | 2         | 1         | 2         | 8         | 11         | 20         | 16         | 23         |
| ARECIBO                      | 932           | 11         | -         | 1         | 1         | 1         | -         | 2         | 4          | 6          | 7          | 10         |
| CAMUY                        | 207           | 1          | -         | -         | -         | -         | -         | -         | -          | 2          | 2          | -          |
| HATILLO                      | 279           | 4          | -         | -         | -         | -         | -         | 2         | 1          | 3          | 2          | 3          |
| LARES                        | 273           | 5          | -         | 1         | -         | -         | -         | 1         | 2          | 3          | 2          | 4          |
| QUEBRADILLAS                 | 191           | 5          | -         | -         | -         | -         | -         | -         | 1          | 3          | -          | 4          |
| UTUADO                       | 300           | 4          | 2         | -         | 1         | -         | 2         | 3         | 3          | 3          | 3          | 2          |
| AREA DE MANATÍ               | 1,485         | 27         | -         | 2         | -         | -         | 4         | 2         | 25         | 26         | 25         | 23         |
| BARCELONETA                  | 221           | 1          | -         | 1         | -         | -         | -         | -         | 2          | 1          | 3          | 3          |
| CIALES                       | 133           | 3          | -         | -         | -         | -         | -         | 1         | -          | 4          | 2          | 2          |
| FLORIDA                      | 100           | -          | -         | -         | -         | -         | -         | -         | 2          | 3          | 3          | 2          |
| MANATÍ                       | 379           | 4          | -         | 1         | -         | -         | 2         | -         | 5          | 3          | 8          | 7          |
| MOROVIS                      | 197           | 8          | -         | -         | -         | -         | -         | -         | 10         | 3          | 3          | 7          |
| VEGA BAJA                    | 455           | 11         | -         | -         | -         | -         | 2         | 1         | 6          | 12         | 6          | 2          |
| REGIÓN BAYAMÓN               | 4,048         | 86         | 6         | 1         | -         | 1         | 11        | 8         | 41         | 80         | 62         | 72         |
| AREA BARRANQUITAS            | 826           | 23         | 2         | 1         | -         | -         | 1         | 1         | 8          | 17         | 11         | 14         |
| BARRANQUITAS                 | 165           | 11         | -         | -         | -         | -         | -         | 1         | -          | 4          | 1          | 3          |
| COMERIO                      | 148           | 1          | 1         | 1         | -         | -         | -         | -         | 1          | 3          | 1          | 3          |
| COROZAL                      | 203           | 4          | 1         | -         | -         | -         | 1         | -         | 3          | 4          | 6          | 3          |
| NARANJITO                    | 176           | 2          | -         | -         | -         | -         | -         | -         | 2          | 3          | 2          | 1          |
| OROCOVIS                     | 134           | 5          | -         | -         | -         | -         | -         | -         | 2          | 3          | 1          | 4          |
| AREA DE BAYAMÓN              | 2,223         | 46         | 3         | -         | -         | -         | 8         | 5         | 20         | 35         | 30         | 34         |
| BAYAMÓN                      | 1,685         | 35         | 2         | -         | -         | -         | 6         | 5         | 11         | 26         | 16         | 23         |
| TOA ALTA                     | 298           | 5          | 1         | -         | -         | -         | 1         | -         | 4          | 6          | 6          | 5          |
| VEGA ALTA                    | 240           | 6          | -         | -         | -         | -         | 1         | -         | 5          | 3          | 8          | 6          |
| AREA DE CATANO               | 999           | 17         | 1         | -         | -         | 1         | 2         | 2         | 13         | 28         | 21         | 24         |
| CATANO                       | 216           | 4          | -         | -         | -         | -         | -         | -         | 8          | 4          | 3          | 8          |
| DORADO                       | 211           | 3          | -         | -         | -         | 1         | 1         | -         | 2          | 6          | 7          | 2          |
| TOA BAJA                     | 572           | 10         | 1         | -         | -         | -         | 1         | 2         | 3          | 18         | 11         | 14         |
| REGIÓN DE CAGUAS             | 3,986         | 89         | 2         | 5         | 4         | 2         | 9         | 9         | 29         | 53         | 57         | 60         |
| AREA DE CAGUAS               | 1,975         | 54         | 1         | 4         | 1         | 2         | 4         | 2         | 18         | 22         | 30         | 28         |
| AGUAS BUENAS                 | 185           | 7          | -         | -         | -         | -         | 1         | -         | -          | 4          | 1          | 2          |
| CAGUAS                       | 1,002         | 29         | -         | 2         | 1         | 1         | 2         | 1         | 7          | 7          | 19         | 11         |
| GURABO                       | 230           | 4          | 1         | 1         | -         | -         | -         | -         | 4          | 3          | 3          | 6          |
| JUNCOS                       | 240           | 7          | -         | 1         | -         | 1         | 1         | 1         | 6          | 2          | 3          | 2          |
| SAN LORENZO                  | 318           | 7          | -         | -         | -         | -         | -         | -         | 1          | 6          | 4          | 7          |
| AREA DE CAYEY                | 773           | 14         | -         | 1         | 1         | -         | 1         | 3         | 5          | 10         | 8          | 19         |
| AIBONITO                     | 213           | 4          | -         | -         | -         | -         | -         | 2         | 2          | 1          | 2          | 7          |

Tabla 42 - DEFUNCIONES POR REGIONES DE SALUD, MUNICIPIO DE RESIDENCIA Y GRUPOS DE EDAD  
 Table 42 - DEATHS BY HEALTH REGIONS, MUNICIPALITY OF RESIDENCE, AND AGE GROUPS  
 PUERTO RICO, 2000

Pag. 2 de 6

| MUNICIPIOS<br>MUNICIPALITIES | EDAD - AGE |     |   |   |   |   |     |       |       |       |       |       |
|------------------------------|------------|-----|---|---|---|---|-----|-------|-------|-------|-------|-------|
|                              | TOTAL      | <1  | 1 | 2 | 3 | 4 | 5-9 | 10-14 | 15-19 | 20-24 | 25-29 | 30-34 |
| CAYEY                        | 354        | 4   | - | - | 1 | - | 1   | -     | 2     | 7     | 1     | 6     |
| CIDRA                        | 206        | 6   | - | 1 | - | - | -   | 1     | 1     | 2     | 5     | 6     |
| AREA DE HUMACAO              | 1,238      | 21  | 1 | - | 2 | - | 4   | 4     | 6     | 21    | 19    | 13    |
| HUMACAO                      | 461        | 8   | - | - | 1 | - | 1   | 2     | 2     | 6     | 9     | 5     |
| LAS PIEDRAS                  | 227        | 3   | 1 | - | - | - | 1   | 1     | -     | 6     | 6     | 1     |
| MAUNABO                      | 105        | 1   | - | - | - | - | -   | -     | 1     | 3     | 1     | 1     |
| NAGUABO                      | 206        | 7   | - | - | - | - | 2   | -     | -     | 1     | 1     | 2     |
| YABUCOA                      | 239        | 2   | - | - | 1 | - | -   | 1     | 3     | 5     | 2     | 4     |
| REGION MAYAGÜEZ              | 2,507      | 56  | 3 | 1 | - | - | 4   | 2     | 9     | 15    | 33    | 37    |
| ÁREA DE MAYAGÜEZ             | 1,770      | 40  | 3 | 1 | - | - | 2   | 2     | 9     | 11    | 28    | 30    |
| ANASCO                       | 205        | 7   | 1 | - | - | - | -   | 1     | 1     | 1     | 5     | 5     |
| CABO ROJO                    | 390        | 12  | - | - | - | - | -   | -     | 1     | 3     | 4     | 4     |
| HORMIGUEROS                  | 149        | 3   | - | - | - | - | 1   | -     | -     | -     | 4     | 1     |
| LAS MARIAS                   | 77         | 1   | 1 | - | - | - | -   | 1     | 2     | -     | -     | -     |
| MARICAO                      | 40         | -   | - | - | - | - | -   | -     | -     | 1     | 1     | -     |
| MAYAGUEZ                     | 817        | 13  | 1 | 1 | - | - | 1   | -     | 4     | 6     | 12    | 19    |
| RINCON                       | 92         | 4   | - | - | - | - | -   | -     | 1     | -     | 2     | 1     |
| AREA DE SAN GERMAN           | 737        | 16  | - | - | - | - | 2   | -     | -     | 4     | 5     | 7     |
| LAJAS                        | 220        | 6   | - | - | - | - | 1   | -     | -     | 1     | -     | 1     |
| SABANA GRANDE                | 207        | 6   | - | - | - | - | -   | -     | -     | 2     | 2     | 3     |
| SAN GERMAN                   | 310        | 4   | - | - | - | - | 1   | -     | -     | 1     | 3     | 3     |
| SUB REGION AGUADILLA         | 1,768      | 41  | 2 | - | 1 | - | 5   | 2     | 17    | 11    | 18    | 27    |
| AGUADA                       | 267        | 4   | - | - | - | - | 1   | -     | 3     | 1     | 4     | 5     |
| AGUADILLA                    | 540        | 10  | 2 | - | 1 | - | 1   | -     | 7     | 4     | 5     | 8     |
| ISABELA                      | 371        | 9   | - | - | - | - | 2   | -     | 2     | 2     | 6     | 4     |
| MOCA                         | 229        | 8   | - | - | - | - | 1   | 2     | 1     | 1     | -     | 3     |
| SAN SEBASTIAN                | 361        | 10  | - | - | - | - | -   | -     | 4     | 3     | 3     | 7     |
| REGION PONCE                 | 4,523      | 113 | 8 | 5 | 1 | 4 | 13  | 5     | 53    | 84    | 57    | 65    |
| AREA DE GUAYAMA              | 874        | 21  | - | - | - | 1 | -   | 3     | 7     | 20    | 11    | 12    |
| ARROYO                       | 133        | 6   | - | - | - | - | -   | -     | 1     | 5     | 2     | 2     |
| GUAYAMA                      | 321        | 8   | - | - | - | - | -   | 2     | 3     | 6     | 6     | 5     |
| PATILLAS                     | 180        | 4   | - | - | - | - | -   | -     | 1     | 6     | 1     | 3     |
| SALINAS                      | 240        | 3   | - | - | - | 1 | -   | 1     | 2     | 3     | 2     | 2     |
| AREA DE PONCE                | 2,750      | 51  | 7 | 4 | 1 | 3 | 12  | 2     | 41    | 56    | 41    | 42    |
| ADJUNTAS                     | 126        | 3   | - | - | - | - | -   | -     | -     | 1     | -     | 2     |
| COAMO                        | 297        | 5   | 1 | - | - | 1 | -   | -     | 3     | 6     | 2     | -     |
| JAYUYA                       | 97         | 2   | 1 | - | - | - | -   | -     | -     | -     | 1     | 3     |
| JUANA DÍAZ                   | 357        | 7   | 1 | - | 1 | - | 4   | -     | 8     | 7     | 7     | 6     |
| PONCE                        | 1,526      | 27  | 1 | 4 | - | 1 | 5   | 2     | 24    | 31    | 27    | 27    |
| SANTA ISABEL                 | 174        | 4   | 2 | - | - | - | 2   | -     | 3     | 7     | 3     | 2     |
| VILLALBA                     | 173        | 3   | 1 | - | - | 1 | 1   | -     | 3     | 4     | 1     | 2     |



Tabla 42 - DEFUNCIONES POR REGIONES DE SALUD, MUNICIPIO DE RESIDENCIA Y GRUPOS DE EDAD  
 Table 42 - DEATHS BY HEALTH REGIONS, MUNICIPALITY OF RESIDENCE, AND AGE GROUPS  
 PUERTO RICO, 2000

Pag. 3 de 6

| MUNICIPIOS<br>MUNICIPALITIES | EDAD - AGE |     |   |   |   |   |     |       |       |       |       |       |    |
|------------------------------|------------|-----|---|---|---|---|-----|-------|-------|-------|-------|-------|----|
|                              | TOTAL      | <1  | 1 | 2 | 3 | 4 | 5-9 | 10-14 | 15-19 | 20-24 | 25-29 | 30-34 |    |
| AREA DE YAUCO                | 899        | 41  | 1 | 1 | 1 | - | -   | 1     | -     | 5     | 8     | 5     | 11 |
| GUANICA                      | 161        | 5   | - | 1 | - | - | 1   | -     | 3     | -     | -     | -     | 1  |
| GUAYANILLA                   | 183        | 4   | - | - | - | - | -   | -     | 1     | 1     | 2     | 5     |    |
| PENUELAS                     | 174        | 10  | - | - | - | - | -   | -     | -     | 4     | 1     | 4     |    |
| YAUCO                        | 381        | 22  | 1 | - | - | - | -   | -     | 1     | 3     | 2     | 1     |    |
| REGION METROPOLITANA         | 6,816      | 118 | 7 | 5 | - | 1 | 6   | 13    | 77    | 123   | 129   | 130   |    |
| AREA DE CAROLINA             | 2,143      | 38  | 4 | 3 | - | 1 | 3   | 3     | 33    | 33    | 50    | 48    |    |
| CANOVANAS                    | 303        | 6   | 1 | - | - | - | 1   | -     | 5     | 9     | 10    | 6     |    |
| CAROLINA                     | 1,288      | 17  | 2 | 2 | - | 1 | 2   | 1     | 14    | 18    | 27    | 25    |    |
| LOIZA                        | 165        | 7   | - | - | - | - | -   | 1     | 9     | 3     | 4     | 12    |    |
| TRUJILLO ALTO                | 387        | 8   | 1 | 1 | - | - | -   | 1     | 5     | 3     | 9     | 5     |    |
| AREA DE SAN JUAN             | 4,673      | 80  | 3 | 2 | - | - | 3   | 10    | 44    | 90    | 79    | 82    |    |
| GUAYNABO                     | 717        | 16  | - | - | - | - | -   | 3     | 4     | 7     | 12    | 8     |    |
| SAN JUAN                     | 3,956      | 64  | 3 | 2 | - | - | 3   | 7     | 40    | 83    | 67    | 74    |    |
| SUB REGION FAJARDO           | 994        | 14  | 2 | 1 | 1 | 1 | 2   | 1     | 6     | 13    | 15    | 21    |    |
| CEIBA                        | 109        | 1   | - | - | - | - | -   | -     | -     | -     | -     | 2     |    |
| CULEBRA                      | 12         | -   | - | - | - | - | -   | -     | -     | -     | -     | -     |    |
| FAJARDO                      | 324        | 3   | 1 | 1 | - | - | -   | -     | 1     | 4     | 7     | 6     |    |
| LUQUILLO                     | 140        | 2   | - | - | - | - | 1   | 1     | 1     | 3     | 2     | 1     |    |
| RIO GRANDE                   | 337        | 6   | 1 | - | 1 | 1 | 1   | -     | 3     | 6     | 6     | 11    |    |
| VIEQUES                      | 72         | 2   | - | - | - | - | -   | -     | 1     | -     | -     | 1     |    |
| P R NO ESPECIFICADO          | -          | -   | - | - | - | - | -   | -     | -     | -     | -     | -     |    |
| NO RESIDENTE                 | 185        | 14  | - | - | 1 | - | 1   | 1     | 1     | 7     | 10    | 6     |    |
| CANADA                       | 4          | -   | - | - | - | - | -   | -     | -     | -     | -     | -     |    |
| CUBA                         | -          | -   | - | - | - | - | -   | -     | -     | -     | -     | -     |    |
| ESTADOS UNIDOS               | 92         | -   | - | - | - | - | 1   | 1     | 1     | 2     | 5     | 3     |    |
| GUAM                         | -          | -   | - | - | - | - | -   | -     | -     | -     | -     | -     |    |
| ISLAS VIRGENES               | 39         | 7   | - | - | 1 | - | -   | -     | -     | 1     | 1     | -     |    |
| MEJICO                       | 1          | -   | - | - | - | - | -   | -     | -     | -     | -     | -     |    |
| REPUBLICA DOMINICANA         | 18         | -   | - | - | - | - | -   | -     | -     | 2     | 4     | 3     |    |
| OTROS PAISES                 | 31         | 7   | - | - | - | - | -   | -     | -     | 2     | -     | -     |    |
| DESCONOCIDOS                 | 56         | -   | - | - | - | - | -   | -     | -     | -     | -     | 2     |    |

Tabla 42 - DEFUNCIONES POR REGIONES DE SALUD, MUNICIPIO DE RESIDENCIA Y GRUPOS DE EDAD  
 Table 42 - DEATHS BY HEALTH REGIONS, MUNICIPALITY OF RESIDENCE, AND AGE GROUPS  
 PUERTO RICO, 2000

Pag. 4 de 6

| MUNICIPIOS<br>MUNICIPALITIES | EDAD - AGE |            |              |              |              |              |              |              |              |              |              |           |
|------------------------------|------------|------------|--------------|--------------|--------------|--------------|--------------|--------------|--------------|--------------|--------------|-----------|
|                              | 35 - 39    | 40 - 44    | 45 - 49      | 50 - 54      | 55 - 59      | 60 - 64      | 65 - 69      | 70 - 74      | 75 - 79      | 80 - 84      | 85 +         | UNSPEC.   |
| <b>TOTAL</b>                 | <b>662</b> | <b>762</b> | <b>1,008</b> | <b>1,286</b> | <b>1,530</b> | <b>1,853</b> | <b>2,497</b> | <b>3,014</b> | <b>3,509</b> | <b>3,638</b> | <b>6,387</b> | <b>45</b> |
| REGIÓN ARECIBO               | 72         | 84         | 116          | 168          | 193          | 222          | 330          | 441          | 447          | 510          | 833          | -         |
| ÁREA DE ARECIBO              | 34         | 47         | 62           | 106          | 120          | 140          | 191          | 271          | 275          | 325          | 494          | -         |
| ARECIBO                      | 12         | 19         | 27           | 48           | 50           | 64           | 90           | 114          | 115          | 149          | 201          | -         |
| CAMUY                        | 6          | 8          | 5            | 6            | 14           | 10           | 17           | 27           | 28           | 37           | 44           | -         |
| HATILLO                      | 4          | 7          | 9            | 17           | 20           | 21           | 23           | 40           | 38           | 33           | 52           | -         |
| LARES                        | 5          | 5          | 6            | 10           | 11           | 17           | 23           | 36           | 33           | 34           | 75           | -         |
| QUEBRADILLAS                 | 4          | 3          | 7            | 15           | 7            | 9            | 10           | 21           | 27           | 29           | 46           | -         |
| UTUADO                       | 3          | 5          | 8            | 10           | 18           | 19           | 28           | 33           | 34           | 43           | 76           | -         |
| ÁREA DE MANATI               | 38         | 37         | 54           | 62           | 73           | 82           | 139          | 170          | 172          | 185          | 339          | -         |
| BARCELONETA                  | 5          | 7          | 8            | 13           | 12           | 8            | 14           | 25           | 35           | 29           | 54           | -         |
| CIALES                       | 2          | 3          | 10           | 4            | 6            | 7            | 13           | 14           | 11           | 21           | 30           | -         |
| FLORIDA                      | 2          | 1          | 2            | 3            | 3            | 9            | 9            | 11           | 15           | 11           | 24           | -         |
| MANATI                       | 8          | 9          | 8            | 20           | 18           | 23           | 37           | 57           | 40           | 48           | 81           | -         |
| MOROVIS                      | 8          | 5          | 10           | 8            | 7            | 6            | 19           | 20           | 18           | 18           | 47           | -         |
| VEGA BAJA                    | 13         | 12         | 16           | 14           | 27           | 29           | 47           | 43           | 53           | 58           | 103          | -         |
| REGIÓN BAYAMÓN               | 99         | 130        | 147          | 178          | 226          | 259          | 363          | 405          | 532          | 498          | 840          | 3         |
| ÁREA BARRANQUITAS            | 25         | 13         | 28           | 33           | 52           | 40           | 64           | 76           | 100          | 106          | 211          | -         |
| BARRANQUITAS                 | 3          | 3          | 6            | 8            | 9            | 8            | 7            | 18           | 20           | 22           | 41           | -         |
| COMERIO                      | 2          | 3          | 6            | 5            | 9            | 7            | 16           | 8            | 23           | 24           | 34           | -         |
| COROZAL                      | 8          | 1          | 6            | 9            | 12           | 16           | 19           | 17           | 21           | 17           | 55           | -         |
| NARANJITO                    | 9          | 4          | 6            | 6            | 12           | 4            | 16           | 18           | 18           | 25           | 48           | -         |
| OROCOVIS                     | 3          | 2          | 4            | 5            | 10           | 5            | 6            | 15           | 18           | 18           | 33           | -         |
| ÁREA DE BAYAMON              | 52         | 75         | 81           | 100          | 123          | 154          | 213          | 239          | 304          | 265          | 434          | 2         |
| BAYAMÓN                      | 42         | 56         | 54           | 76           | 87           | 117          | 159          | 190          | 242          | 205          | 331          | 2         |
| TOA ALTA                     | 5          | 12         | 17           | 15           | 20           | 18           | 31           | 27           | 37           | 36           | 52           | -         |
| VEGA ALTA                    | 5          | 7          | 10           | 9            | 16           | 19           | 23           | 22           | 25           | 24           | 51           | -         |
| ÁREA DE CATANO               | 22         | 42         | 38           | 45           | 51           | 65           | 86           | 90           | 128          | 127          | 195          | 1         |
| CATANO                       | 5          | 9          | 12           | 13           | 14           | 12           | 18           | 14           | 28           | 30           | 34           | -         |
| DORADO                       | 2          | 10         | 8            | 8            | 7            | 10           | 26           | 24           | 21           | 33           | 39           | 1         |
| TOA BAJA                     | 15         | 23         | 18           | 24           | 30           | 43           | 42           | 52           | 79           | 64           | 122          | -         |
| REGIÓN DE CAGUAS             | 95         | 109        | 129          | 188          | 225          | 281          | 352          | 398          | 473          | 506          | 910          | 1         |
| ÁREA DE CAGUAS               | 45         | 56         | 59           | 96           | 115          | 139          | 181          | 197          | 224          | 255          | 442          | -         |
| AGUAS BUENAS                 | 3          | 3          | 8            | 6            | 13           | 14           | 20           | 17           | 14           | 22           | 50           | -         |
| CAGUAS                       | 21         | 23         | 29           | 54           | 62           | 64           | 99           | 94           | 128          | 132          | 216          | -         |
| GURABO                       | 8          | 10         | 4            | 10           | 12           | 12           | 18           | 19           | 26           | 38           | 51           | -         |
| JUNCOS                       | 7          | 6          | 9            | 11           | 12           | 25           | 19           | 19           | 25           | 34           | 49           | -         |
| SAN LORENZO                  | 6          | 14         | 9            | 15           | 16           | 24           | 25           | 48           | 31           | 29           | 76           | -         |
| ÁREA DE CAYEY                | 21         | 22         | 21           | 32           | 36           | 54           | 74           | 72           | 95           | 108          | 175          | 1         |
| AIBONITO                     | 4          | 4          | 6            | 5            | 9            | 10           | 23           | 26           | 24           | 33           | 51           | -         |

Tabla 42 - DEFUNCIONES POR REGIONES DE SALUD, MUNICIPIO DE RESIDENCIA Y GRUPOS DE EDAD  
 Table 42 - DEATHS BY HEALTH REGIONS, MUNICIPALITY OF RESIDENCE, AND AGE GROUPS  
 PUERTO RICO, 2000

Pag. 5 de 6

| MUNICIPIOS<br>MUNICIPALITIES | EDAD - AGE |         |         |         |         |         |         |         |         |         |       |   | UNSPEC. |
|------------------------------|------------|---------|---------|---------|---------|---------|---------|---------|---------|---------|-------|---|---------|
|                              | 35 - 39    | 40 - 44 | 45 - 49 | 50 - 54 | 55 - 59 | 60 - 64 | 65 - 69 | 70 - 74 | 75 - 79 | 80 - 84 | 85 +  |   |         |
| CAYEY                        | 13         | 14      | 8       | 23      | 11      | 26      | 35      | 30      | 49      | 46      | 76    | 1 |         |
| CIDRA                        | 4          | 4       | 7       | 4       | 16      | 18      | 16      | 16      | 22      | 29      | 48    | - |         |
| AREA DE HUMACAO              | 29         | 31      | 49      | 60      | 74      | 88      | 97      | 129     | 154     | 143     | 293   | - |         |
| HUMACAO                      | 8          | 12      | 18      | 25      | 21      | 35      | 47      | 56      | 62      | 46      | 97    | - |         |
| LAS PIEDRAS                  | 9          | 8       | 11      | 10      | 16      | 18      | 14      | 15      | 23      | 25      | 59    | - |         |
| MAUNABO                      | 1          | 1       | -       | 4       | 5       | 5       | 11      | 12      | 15      | 15      | 29    | - |         |
| NAGUABO                      | 5          | 5       | 6       | 10      | 16      | 13      | 14      | 24      | 30      | 22      | 48    | - |         |
| YABUCOA                      | 6          | 5       | 14      | 11      | 16      | 17      | 11      | 22      | 24      | 35      | 60    | - |         |
| REGION MAYAGUEZ              | 49         | 53      | 83      | 105     | 131     | 182     | 239     | 246     | 345     | 316     | 598   | - |         |
| AREA DE MAYAGUEZ             | 32         | 42      | 51      | 78      | 97      | 123     | 167     | 171     | 247     | 213     | 423   | - |         |
| ANASCO                       | 2          | 6       | 11      | 9       | 12      | 9       | 27      | 21      | 31      | 20      | 36    | - |         |
| CABO ROJO                    | 10         | 6       | 8       | 15      | 19      | 28      | 38      | 36      | 47      | 53      | 106   | - |         |
| HORMIGUEROS                  | 4          | 5       | 2       | 4       | 11      | 12      | 13      | 16      | 21      | 26      | 26    | - |         |
| LAS MARIAS                   | 1          | 4       | 2       | 2       | 8       | 5       | 6       | 9       | 10      | 7       | 18    | - |         |
| MARICAO                      | 2          | -       | 7       | 1       | 2       | 3       | 1       | 3       | 6       | 6       | 7     | - |         |
| MAYAGUEZ                     | 11         | 21      | 19      | 43      | 41      | 58      | 75      | 76      | 122     | 87      | 207   | - |         |
| RINCON                       | 2          | -       | 2       | 4       | 4       | 8       | 7       | 10      | 10      | 14      | 23    | - |         |
| AREA DE SAN GERMAN           | 17         | 11      | 32      | 27      | 34      | 59      | 72      | 75      | 98      | 103     | 175   | - |         |
| LAJAS                        | 6          | 2       | 10      | 10      | 10      | 15      | 24      | 21      | 34      | 33      | 46    | - |         |
| SABANA GRANDE                | 4          | 5       | 11      | 6       | 14      | 16      | 20      | 19      | 29      | 24      | 46    | - |         |
| SAN GERMAN                   | 7          | 4       | 11      | 11      | 10      | 28      | 28      | 35      | 35      | 46      | 83    | - |         |
| SUB REGION AGUADILLA         | 38         | 44      | 50      | 65      | 99      | 116     | 165     | 213     | 208     | 223     | 423   | - |         |
| AGUADA                       | 8          | 10      | 8       | 10      | 8       | 13      | 32      | 32      | 27      | 38      | 63    | - |         |
| AGUADILLA                    | 8          | 13      | 14      | 21      | 38      | 39      | 47      | 67      | 56      | 70      | 129   | - |         |
| ISABELA                      | 10         | 6       | 15      | 12      | 21      | 23      | 42      | 39      | 51      | 41      | 86    | - |         |
| MOCA                         | 8          | 6       | 8       | 10      | 11      | 18      | 20      | 19      | 27      | 28      | 58    | - |         |
| SAN SEBASTIAN                | 4          | 9       | 5       | 12      | 21      | 23      | 24      | 56      | 47      | 46      | 87    | - |         |
| REGION PONCE                 | 80         | 101     | 156     | 169     | 242     | 266     | 406     | 471     | 555     | 587     | 1,082 | - |         |
| AREA DE GUAYAMA              | 15         | 19      | 35      | 34      | 49      | 64      | 76      | 78      | 97      | 118     | 214   | - |         |
| ARROYO                       | 2          | 3       | 4       | 7       | 3       | 13      | 6       | 11      | 10      | 20      | 38    | - |         |
| GUAYAMA                      | 5          | 7       | 15      | 9       | 21      | 22      | 30      | 33      | 35      | 43      | 71    | - |         |
| PATILLAS                     | 4          | 3       | 8       | 9       | 8       | 9       | 21      | 8       | 22      | 28      | 45    | - |         |
| SALINAS                      | 4          | 6       | 8       | 9       | 17      | 20      | 19      | 26      | 30      | 27      | 60    | - |         |
| AREA DE PONCE                | 52         | 66      | 88      | 86      | 136     | 151     | 260     | 293     | 344     | 346     | 668   | - |         |
| ADJUNTAS                     | 1          | 4       | 3       | 1       | 5       | 8       | 9       | 12      | 21      | 17      | 39    | - |         |
| COAMO                        | 3          | 7       | 5       | 11      | 15      | 19      | 33      | 31      | 28      | 46      | 81    | - |         |
| JAYUYA                       | 4          | 2       | 2       | 2       | 7       | 7       | 12      | 11      | 11      | 12      | 20    | - |         |
| JUANA DIAZ                   | 4          | 5       | 18      | 12      | 18      | 22      | 27      | 35      | 40      | 46      | 89    | - |         |
| PONCE                        | 33         | 40      | 53      | 49      | 73      | 77      | 148     | 166     | 194     | 183     | 361   | - |         |
| SANTA ISABEL                 | 4          | 4       | 4       | 7       | 6       | 10      | 17      | 16      | 25      | 23      | 35    | - |         |
| VILLALBA                     | 3          | 4       | 3       | 4       | 12      | 8       | 14      | 22      | 25      | 19      | 43    | - |         |

Tabla 42 - DEFUNCIONES POR REGIONES DE SALUD, MUNICIPIO DE RESIDENCIA Y GRUPOS DE EDAD  
 Table 42 - DEATHS BY HEALTH REGIONS, MUNICIPALITY OF RESIDENCE, AND AGE GROUPS  
 PUERTO RICO, 2000

Pag. 6 de 6

| MUNICIPIOS<br>MUNICIPALITIES | EDAD - AGE |         |         |         |         |         |         |         |         |         |       |         |
|------------------------------|------------|---------|---------|---------|---------|---------|---------|---------|---------|---------|-------|---------|
|                              | 35 - 39    | 40 - 44 | 45 - 49 | 50 - 54 | 55 - 59 | 60 - 64 | 65 - 69 | 70 - 74 | 75 - 79 | 80 - 84 | 85 +  | UNSPEC. |
| ÁREA DE YAUCO                | 13         | 16      | 33      | 49      | 57      | 51      | 70      | 100     | 114     | 123     | 200   | -       |
| GUÁNICA                      | 3          | 2       | 6       | 5       | 14      | 11      | 11      | 21      | 24      | 21      | 32    | -       |
| GUAYANILLA                   | 6          | 5       | 8       | 12      | 7       | 9       | 13      | 22      | 15      | 33      | 40    | -       |
| PENUELAS                     | 1          | 2       | 5       | 11      | 13      | 9       | 13      | 19      | 22      | 20      | 40    | -       |
| YAUCO                        | 3          | 7       | 14      | 21      | 23      | 22      | 33      | 38      | 53      | 49      | 88    | -       |
| REGIÓN METROPOLITANA         | 190        | 209     | 280     | 343     | 329     | 446     | 527     | 722     | 813     | 889     | 1,459 | -       |
| ÁREA DE CAROLINA             | 56         | 76      | 102     | 106     | 129     | 165     | 211     | 223     | 216     | 237     | 406   | -       |
| CANOVANAS                    | 10         | 10      | 23      | 13      | 19      | 22      | 35      | 36      | 22      | 26      | 49    | -       |
| CAROLINA                     | 23         | 41      | 51      | 69      | 72      | 108     | 132     | 136     | 135     | 158     | 254   | -       |
| LOIZA                        | 6          | 6       | 8       | 8       | 14      | 11      | 13      | 10      | 14      | 15      | 24    | -       |
| TRUJILLO ALTO                | 17         | 19      | 20      | 16      | 24      | 24      | 31      | 41      | 45      | 38      | 79    | -       |
| ÁREA DE SAN JUAN             | 134        | 133     | 178     | 237     | 200     | 281     | 316     | 499     | 597     | 652     | 1,053 | -       |
| GUAYNABO                     | 17         | 24      | 21      | 34      | 26      | 51      | 53      | 82      | 102     | 86      | 171   | -       |
| SAN JUAN                     | 117        | 109     | 157     | 203     | 174     | 230     | 263     | 417     | 495     | 566     | 882   | -       |
| SUB REGIÓN FAJARDO           | 28         | 26      | 33      | 58      | 66      | 67      | 97      | 107     | 113     | 100     | 222   | -       |
| CEIBA                        | 1          | 5       | 3       | 7       | 5       | 7       | 14      | 16      | 15      | 11      | 22    | -       |
| CULEBRA                      | -          | -       | 3       | 1       | 1       | 1       | 1       | -       | -       | 2       | 3     | -       |
| FAJARDO                      | 10         | 5       | 11      | 17      | 22      | 19      | 32      | 41      | 37      | 30      | 77    | -       |
| LUQUILLO                     | 6          | 5       | 5       | 7       | 10      | 11      | 16      | 13      | 14      | 15      | 27    | -       |
| RÍO GRANDE                   | 9          | 8       | 9       | 23      | 25      | 24      | 29      | 30      | 37      | 33      | 74    | -       |
| VIEQUES                      | 2          | 3       | 2       | 3       | 3       | 5       | 5       | 7       | 10      | 9       | 19    | -       |
| P R NO ESPECIFICADO          | -          | -       | -       | -       | -       | -       | -       | -       | -       | -       | -     | -       |
| NO RESIDENTE                 | 10         | 5       | 12      | 10      | 18      | 14      | 16      | 11      | 23      | 8       | 17    | -       |
| CANADA                       | -          | -       | 1       | -       | -       | 1       | -       | -       | 1       | -       | 1     | -       |
| CUBA                         | -          | -       | -       | -       | -       | -       | -       | -       | -       | -       | -     | -       |
| ESTADOS UNIDOS               | 4          | 3       | 7       | 5       | 12      | 6       | 10      | 6       | 11      | 4       | 11    | -       |
| GUAM                         | -          | -       | -       | -       | -       | -       | -       | -       | -       | -       | -     | -       |
| ISLAS VIRGENES               | 1          | 1       | 2       | 4       | 4       | 3       | 3       | 4       | 1       | 2       | 4     | -       |
| MEJICO                       | -          | -       | -       | -       | -       | 1       | -       | -       | -       | -       | -     | -       |
| REPÚBLICA DOMINICANA         | 3          | -       | 1       | -       | -       | 1       | 1       | -       | 3       | -       | -     | -       |
| OTROS PAISES                 | 2          | 1       | 1       | 1       | 2       | 2       | 2       | 1       | 7       | 2       | 1     | -       |
| DESCONOCIDOS                 | 1          | 1       | 2       | 2       | 1       | -       | 2       | -       | -       | 1       | 3     | 41      |

FUENTE: DEPARTAMENTO DE SALUD, SAPEESI, DIVISIÓN DE ESTADÍSTICAS, SAN JUAN, PUERTO RICO.

SOURCE: DEPARTMENT OF HEALTH, ASPESIS, DIVISION OF STATISTICS, SAN JUAN, PUERTO RICO.

Tabla 43 - TASA DE MORTALIDAD Y DISTRIBUCIÓN PORCENTUAL PARA CAUSAS SELECTAS, POR EDAD Y SEXO  
 Table 43 - MORTALITY RATES AND PERCENT DISTRIBUTION FOR SELECTED CAUSES BY AGE AND SEX,  
 PUERTO RICO, 2000

| CAUSAS POR GRUPOS DE EDAD<br>CAUSES BY AGE GROUPS   | AMBOS SEXOS<br>BOTH SEXES       |              |      | CAUSAS POR GRUPOS DE EDAD<br>CAUSES BY AGE GROUPS  | HOMBRES<br>MALES |              |                                 | CAUSAS POR GRUPOS DE EDAD<br>CAUSES BY AGE GROUPS   | MUJERES<br>FEMALES |              |      |
|-----------------------------------------------------|---------------------------------|--------------|------|----------------------------------------------------|------------------|--------------|---------------------------------|-----------------------------------------------------|--------------------|--------------|------|
|                                                     | Número<br>Number                | Tasa<br>Rate | %    |                                                    | Número<br>Number | Tasa<br>Rate | %                               |                                                     | Número<br>Number   | Tasa<br>Rate | %    |
| <b>TOTAL EDADES - ALL AGES</b>                      | <b>TOTAL EDADES - ALL AGES</b>  |              |      | <b>TOTAL EDADES - ALL AGES</b>                     |                  |              | <b>TOTAL EDADES - ALL AGES</b>  |                                                     |                    |              |      |
| TODAS LAS CAUSAS - ALL CAUSES                       | 28,550                          | 748          | 100  | TODAS LAS CAUSAS - ALL CAUSES                      | 16,091           | 875.8        | 100                             | TODAS LAS CAUSAS - ALL CAUSES                       | 12,459             | 629.3        | 100  |
| ENFERMEDADES DEL CORAZÓN<br>HEART DISEASES          | 5,222                           | 136.8        | 18.3 | ENFERMEDADES DEL CORAZÓN<br>HEART DISEASES         | 2,817            | 153.3        | 17.5                            | ENFERMEDADES DEL CORAZÓN<br>HEART DISEASES          | 2,405              | 121.5        | 19.3 |
| TUMORES MALIGNOS<br>MALIGNANT NEOPLASMS             | 4,693                           | 123          | 16.4 | TUMORES MALIGNOS<br>MALIGNANT NEOPLASMS            | 2,682            | 146          | 16.7                            | TUMORES MALIGNOS<br>MALIGNANT NEOPLASMS             | 2,011              | 101.6        | 16.1 |
| DIABETES MELLITUS                                   | 2,273                           | 59.6         | 8    | DIABETES MELLITUS                                  | 491              | 26.7         | 3.1                             | DIABETES MELLITUS                                   | 1,212              | 61.2         | 9.7  |
| SIDA                                                | 643                             | 16.8         | 2.3  | TODOS LOS ACCIDENTES<br>ALL ACCIDENTS              | 1,048            | 57           | 6.5                             | ENF. CEREBROVASCULARES<br>CEREBROVASCULAR DISEASE   | 607                | 30.7         | 4.9  |
| AIDS                                                | 643                             | 16.8         | 2.3  | HOMICIDIOS<br>HOMICIDES                            | 689              | 37.5         | 4.3                             | ENF. OBSTRUCTIVA CRÓNICA<br>CHRO. OBST. PULMONARY D | 576                | 29.1         | 4.6  |
| ENF. CEREBROVASCULARES<br>CEREBROVASCULAR DISEASE   | 1,166                           | 30.5         | 4.1  | OTRAS CAUSAS - OTHER CAUSES                        | 8,364            | 455.3        | 52                              | OTRAS CAUSAS - OTHER CAUSES                         | 5,648              | 285.3        | 45.3 |
| OTRAS CAUSAS - OTHER CAUSES                         | 14,553                          | 381.3        | 51   |                                                    |                  |              |                                 |                                                     |                    |              |      |
| <b>MENOR 1 AÑO-UNDER 1 YEAR</b>                     | <b>MENOR 1 AÑO-UNDER 1 YEAR</b> |              |      | <b>MENOR 1 AÑO-UNDER 1 YEAR</b>                    |                  |              | <b>MENOR 1 AÑO-UNDER 1 YEAR</b> |                                                     |                    |              |      |
| TODAS LAS CAUSAS - ALL CAUSES                       | 588                             | 1027.4       | 100  | TODAS LAS CAUSAS - ALL CAUSES                      | 327              | 1117.1       | 100                             | TODAS LAS CAUSAS - ALL CAUSES                       | 261                | 933.5        | 100  |
| GEST. CORTA Y BAJO PESO<br>SHORT GEST LOW B.WEIGHT  | 104                             | 181.7        | 17.7 | GEST. CORTA Y BAJO PESO<br>SHORT GEST LOW B.WEIGHT | 55               | 187.9        | 16.8                            | GEST. CORTA Y BAJO PESO<br>SHORT GEST LOW B.WEIGHT  | 49                 | 175.3        | 18.8 |
| ANOMALÍAS CONGÉNITAS<br>CONGENITAL ANOMALIES        | 96                              | 167.7        | 16.3 | SIND. DIF. RESPIRATORIA<br>RESPIRATORY DISTRESS SY | 20               | 68.3         | 6.1                             | ANOMALÍAS CONGÉNITAS<br>CONGENITAL ANOMALIES        | 44                 | 157.4        | 16.9 |
| SIND. DIF. RESPIRATORIA<br>RESPIRATORY DISTRESS SY  | 43                              | 75.1         | 7.3  | ANOMALÍAS CONGÉNITAS<br>CONGENITAL ANOMALIES       | 52               | 177.7        | 15.9                            | SIND. DIF. RESPIRATORIA<br>RESPIRATORY DISTRESS SY  | 23                 | 82.3         | 8.8  |
| INFEC. PERÍODO PERINATAL<br>INFECT. PERINATAL PERIO | 77                              | 134.5        | 13.1 | NEUMONÍA E INFLUENZA<br>PNEUMONÍA AND INFLUENZA    | 6                | 20.5         | 1.8                             | INFEC. PERÍODO PERINATAL<br>INFECT. PERINATAL PERIO | 5                  | 17.9         | 1.9  |
| HEMORRAGIA NEONATAL<br>NEONATAL HEMORRHAGE          | 12                              | 21           | 2    | MENINGITIS                                         | -                | -            | -                               | HEMORRAGIA NEONATAL<br>NEONATAL HEMORRHAGE          | 4                  | 14.3         | 1.5  |
| OTRAS CAUSAS - OTHER CAUSES                         | 256                             | 447.3        | 43.5 | OTRAS CAUSAS - OTHER CAUSES                        | 194              | 662.8        | 59.3                            | OTRAS CAUSAS - OTHER CAUSES                         | 136                | 486.4        | 52.1 |
| <b>1 AÑO - 1 YEAR</b>                               | <b>1 AÑO - 1 YEAR</b>           |              |      | <b>1 AÑO - 1 YEAR</b>                              |                  |              | <b>1 AÑO - 1 YEAR</b>           |                                                     |                    |              |      |
| TODAS LAS CAUSAS - ALL CAUSES                       | 32                              | 54.8         | 100  | TODAS LAS CAUSAS - ALL CAUSES                      | 17               | 56.9         | 100                             | TODAS LAS CAUSAS - ALL CAUSES                       | 15                 | 52.7         | 100  |
| ANOMALÍAS CONGÉNITAS<br>CONGENITAL ANOMALIES        | 6                               | 10.3         | 18.8 | ANOMALÍAS CONGÉNITAS<br>CONGENITAL ANOMALIES       | 4                | 13.4         | 23.5                            | TODOS LOS ACCIDENTES<br>ALL ACCIDENTS               | 3                  | 10.5         | 20   |
| TODOS LOS ACCIDENTES<br>ALL ACCIDENTS               | 6                               | 10.3         | 18.8 | TODOS LOS ACCIDENTES<br>ALL ACCIDENTS              | 3                | 10           | 17.6                            | ANOMALÍAS CONGÉNITAS<br>CONGENITAL ANOMALIES        | 2                  | 7            | 13.3 |

Tabla 43 - TASA DE MORTALIDAD Y DISTRIBUCIÓN PORCENTUAL PARA CAUSAS SELECTAS, POR EDAD Y SEXO  
 Table 43 - MORTALITY RATES AND PERCENT DISTRIBUTION FOR SELECTED CAUSES BY AGE AND SEX,  
 PUERTO RICO, 2000

| CAUSAS POR GRUPOS DE EDAD<br>CAUSES BY AGE GRUUPS | AMBOS SEXOS<br>BOTH SEXES |              |      | CAUSAS POR GRUPOS DE EDAD<br>CAUSES BY AGE GROUPS        | HOMBRES<br>MALES |              |      | CAUSAS POR GRUPOS DE EDAD<br>CAUSES BY AGE GROUPS                               | MUJERES<br>FEMALES |              |      |
|---------------------------------------------------|---------------------------|--------------|------|----------------------------------------------------------|------------------|--------------|------|---------------------------------------------------------------------------------|--------------------|--------------|------|
|                                                   | Número<br>Number          | Tasa<br>Rate | %    |                                                          | Número<br>Number | Tasa<br>Rate | %    |                                                                                 | Número<br>Number   | Tasa<br>Rate | %    |
| SIDA<br>AIDS                                      | -                         | -            | -    | SIDA<br>AIDS                                             | -                | -            | -    | SIDA<br>AIDS                                                                    | -                  | -            | -    |
| ENFERMEDADES DEL CORAZÓN<br>HEART DISEASES        | 2                         | 3.4          | 6.3  | MENINGITIS<br>ENFERMEDADES DEL CORAZÓN<br>HEART DISEASES | -                | -            | -    | ENFERMEDADES DEL CORAZÓN<br>ENF.PULMONAR OBSTRUCTIVA<br>CHRO. OBST PULMONARY DI | 1                  | 3.5          | 6.7  |
| MENINGITIS                                        | -                         | -            | -    | MENINGITIS                                               | 1                | 3.3          | 5.9  | OTRAS CAUSAS - OTHER CAUSES                                                     | -                  | -            | -    |
| OTRAS CAUSAS - OTHER CAUSES                       | 18                        | 30.8         | 56.3 | OTRAS CAUSAS - OTHER CAUSES                              | 9                | 30.1         | 52.9 | OTRAS CAUSAS - OTHER CAUSES                                                     | 9                  | 31.6         | 60   |
| <b>2 AÑOS - 2 YEARS</b>                           |                           |              |      | <b>2 AÑOS - 2 YEARS</b>                                  |                  |              |      | <b>2 AÑOS - 2 YEARS</b>                                                         |                    |              |      |
| TODAS LAS CAUSAS - ALL CAUSES                     | 22                        | 37.1         | 100  | TODAS LAS CAUSAS - ALL CAUSES                            | 17               | 56           | 100  | TODAS LAS CAUSAS - ALL CAUSES                                                   | 5                  | 17.3         | 100  |
| TODOS LOS ACCIDENTES<br>ALL ACCIDENTS             | 5                         | 8.4          | 22.7 | TODOS LOS ACCIDENTES<br>ALL ACCIDENTS                    | 4                | 13.2         | 23.5 | NEUMONÍA E INFLUENZA<br>PNEUMONÍA AND INFLUENZA                                 | -                  | -            | -    |
| ANOMALÍAS CONGÉNITAS<br>CONGENITAL ANOMALIES      | 5                         | 8.4          | 22.7 | ANOMALÍAS CONGÉNITAS<br>CONGENITAL ANOMALIES             | 4                | 13.2         | 23.5 | ANOMALÍAS CONGÉNITAS<br>CONGENITAL ANOMALIES                                    | 1                  | 3.5          | 20   |
| NEUMONÍA E INFLUENZA<br>PNEUMONÍA AND INFLUENZA   | -                         | -            | -    | TUMORES MALIGNOS<br>MALIGNANT NEOPLASMS                  | -                | -            | -    | TODOS LOS ACCIDENTES<br>ALL ACCIDENTS                                           | 1                  | 3.5          | 20   |
| TUMORES MALIGNOS<br>MALIGNANT NEOPLASMS           | -                         | -            | -    | ENFERMEDADES DEL CORAZÓN<br>HEART DISEASES               | 1                | 3.3          | 5.9  | TUMORES MALIGNOS<br>MALIGNANT NEOPLASMS                                         | -                  | -            | -    |
| ENFERMEDADES DEL CORAZÓN<br>HEART DISEASES        | 1                         | 1.7          | 4.5  | SEPTICEMIA                                               | -                | -            | -    | ENFERMEDADES DEL CORAZÓN<br>HEART DISEASES                                      | -                  | -            | -    |
| OTRAS CAUSAS - OTHER CAUSES                       | 11                        | 18.6         | 50   | OTRAS CAUSAS - OTHER CAUSES                              | 8                | 26.3         | 47.1 | OTRAS CAUSAS - OTHER CAUSES                                                     | 3                  | 10.4         | 60   |
| <b>3 AÑOS - 3 YEARS</b>                           |                           |              |      | <b>3 AÑOS - 3 YEARS</b>                                  |                  |              |      | <b>3 AÑOS - 3 YEARS</b>                                                         |                    |              |      |
| TODAS LAS CAUSAS - ALL CAUSES                     | 10                        | 16.7         | 100  | TODAS LAS CAUSAS - ALL CAUSES                            | 4                | 13           | 100  | TODAS LAS CAUSAS - ALL CAUSES                                                   | 6                  | 20.5         | 100  |
| TODOS LOS ACCIDENTES<br>ALL ACCIDENTS             | 1                         | 1.7          | 10   | TODOS LOS ACCIDENTES<br>ALL ACCIDENTS                    | -                | -            | -    | TODOS LOS ACCIDENTES<br>ALL ACCIDENTS                                           | 1                  | 3.4          | 16.7 |
| ANOMALÍAS CONGÉNITAS<br>CONGENITAL ANOMALIES      | 1                         | 1.7          | 10   | ANOMALÍAS CONGÉNITAS<br>CONGENITAL ANOMALIES             | -                | -            | -    | ASMA<br>ASTHMA                                                                  | -                  | -            | -    |
| NEUMONÍA E INFLUENZA<br>PNEUMONÍA AND INFLUENZA   | -                         | -            | -    | NEUMONÍA E INFLUENZA<br>PNEUMONÍA AND INFLUENZA          | -                | -            | -    | ENF. DEL HÍGADO<br>LIVER DISEASES                                               | -                  | -            | -    |
| ENF. DEL HÍGADO<br>LIVER DISEASES                 | -                         | -            | -    | INFECCIONES DEL RIÑÓN<br>INFECTIONS OF KIDNEY            | -                | -            | -    |                                                                                 |                    |              |      |
| INFECCIONES DEL RIÑÓN<br>INFECTIONS OF KIDNEY     | -                         | -            | -    | TUMORES MALIGNOS<br>MALIGNANT NEOPLASMS                  | -                | -            | -    |                                                                                 |                    |              |      |
| OTRAS CAUSAS - OTHER CAUSES                       | 8                         | 13.3         | 80   | OTRAS CAUSAS - OTHER CAUSES                              | 4                | 13           | 100  | OTRAS CAUSAS - OTHER CAUSES                                                     | 5                  | 17.1         | 83.3 |

Tabla 43 - TASA DE MORTALIDAD Y DISTRIBUCIÓN PORCENTUAL PARA CAUSAS SELECTAS, POR EDAD Y SEXO  
 Table 43 - MORTALITY RATES AND PERCENT DISTRIBUTION FOR SELECTED CAUSES BY AGE AND SEX,  
 PUERTO RICO, 2000

| CAUSAS POR GRUPOS DE EDAD<br>CAUSES BY AGE GROUPS         | AMBOS SEXOS<br>BOTH SEXES |              |      | CAUSAS POR GRUPOS DE EDAD<br>CAUSES BY AGE GROUPS         | HOMBRES<br>MALES |              |      | CAUSAS POR GRUPOS DE EDAD<br>CAUSES BY AGE GROUPS         | MUJERES<br>FEMALES |              |      |
|-----------------------------------------------------------|---------------------------|--------------|------|-----------------------------------------------------------|------------------|--------------|------|-----------------------------------------------------------|--------------------|--------------|------|
|                                                           | Número<br>Number          | Tasa<br>Rate | %    |                                                           | Número<br>Number | Tasa<br>Rate | %    |                                                           | Número<br>Number   | Tasa<br>Rate | %    |
| 4 AÑOS - 4 YEARS<br>TODAS LAS CAUSAS - ALL CAUSES         | 10                        | 16.5         | 100  | 4 AÑOS - 4 YEARS<br>TODAS LAS CAUSAS - ALL CAUSES         | 5                | 16.1         | 100  | 4 AÑOS - 4 YEARS<br>TODAS LAS CAUSAS - ALL CAUSES         | 5                  | 17           | 100  |
| TODOS LOS ACCIDENTES<br>ALL ACCIDENTS                     | 2                         | 3.3          | 20   | TODOS LOS ACCIDENTES<br>ALL ACCIDENTS                     | 1                | 3.2          | 20   | NEUMONÍA E INFLUENZA<br>PNEUMONÍA AND INFLUENZA           | -                  | -            | -    |
| TUMORES MALIGNOS<br>MALIGNANT NEOPLASMS                   | 1                         | 1.7          | 10   | TUMORES MALIGNOS<br>MALIGNANT NEOPLASMS                   | -                | -            | -    | TUMORES MALIGNOS<br>- MALIGNANT NEOPLASMS                 | 1                  | 3.4          | 20   |
| NEUMONÍA E INFLUENZA<br>PNEUMONÍA AND INFLUENZA           | -                         | -            | -    | DIABETES MELLITUS<br>- DIABETES MELLITUS                  | -                | -            | -    | TODOS LOS ACCIDENTES<br>- ALL ACCIDENTS                   | 1                  | 3.4          | 20   |
| ENF. CEREBROVASCULARES<br>CEREBROVASCULAR DISEASE         | -                         | -            | -    |                                                           |                  |              |      | ENF. CEREBROVASCULARES<br>CEREBROVASCULAR DISEASE         | -                  | -            | -    |
| ENF. DEL HÍGADO<br>LIVER DISEASES                         | -                         | -            | -    |                                                           |                  |              |      | ENF. DEL HÍGADO<br>LIVER DISEASES                         | -                  | -            | -    |
| OTRAS CAUSAS - OTHER CAUSES                               | 7                         | 11.6         | 70   | OTRAS CAUSAS - OTHER CAUSES                               | 4                | 12.9         | 80   | OTRAS CAUSAS - OTHER CAUSES                               | 3                  | 10.2         | 60   |
| 5-9 AÑOS - 5-9 YEARS<br>TODAS LAS CAUSAS - ALL CAUSES     | 57                        | 18.7         | 100  | 5-9 AÑOS - 5-9 YEARS<br>TODAS LAS CAUSAS - ALL CAUSES     | 31               | 19.9         | 100  | 5-9 AÑOS - 5-9 YEARS<br>TODAS LAS CAUSAS - ALL CAUSES     | 26                 | 17.5         | 100  |
| TODOS LOS ACCIDENTES<br>ALL ACCIDENTS                     | 11                        | 3.6          | 19.3 | TODOS LOS ACCIDENTES<br>ALL ACCIDENTS                     | 8                | 5.1          | 25.8 | TUMORES MALIGNOS<br>MALIGNANT NEOPLASMS                   | 3                  | 2            | 11.5 |
| TUMORES MALIGNOS<br>MALIGNANT NEOPLASMS                   | 13                        | 4.3          | 22.8 | NEUMONÍA E INFLUENZA<br>PNEUMONÍA AND INFLUENZA           | -                | -            | -    | ANOMALÍAS CONGÉNITAS<br>- CONGENITAL ANOMALIES            | 2                  | 1.3          | 7.7  |
| ANOMALÍAS CONGÉNITAS<br>CONGENITAL ANOMALIES              | 2                         | 0.7          | 3.5  | ANOMALÍAS CONGÉNITAS<br>CONGENITAL ANOMALIES              | -                | -            | -    | TODOS LOS ACCIDENTES<br>- ALL ACCIDENTS                   | 3                  | 2            | 11.5 |
| NEUMONÍA E INFLUENZA<br>PNEUMONÍA AND INFLUENZA           | 1                         | 0.3          | 1.8  | TUMORES MALIGNOS<br>MALIGNANT NEOPLASMS                   | 10               | 6.4          | 32.3 | NEUMONÍA E INFLUENZA<br>PNEUMONÍA AND INFLUENZA           | 1                  | 0.7          | 3.8  |
| SEPTICEMIA<br>- SEPTICEMIA                                | -                         | -            | -    | SEPTICEMIA<br>- SEPTICEMIA                                | -                | -            | -    | DIABETES MELLITUS<br>- DIABETES MELLITUS                  | -                  | -            | -    |
| OTRAS CAUSAS - OTHER CAUSES                               | 30                        | 9.8          | 52.6 | OTRAS CAUSAS - OTHER CAUSES                               | 13               | 8.3          | 41.9 | OTRAS CAUSAS - OTHER CAUSES                               | 17                 | 11.4         | 65.4 |
| 10-14 AÑOS - 10-14 YEARS<br>TODAS LAS CAUSAS - ALL CAUSES | 51                        | 16.7         | 100  | 10-14 AÑOS - 10-14 YEARS<br>TODAS LAS CAUSAS - ALL CAUSES | 25               | 16.1         | 100  | 10-14 AÑOS - 10-14 YEARS<br>TODAS LAS CAUSAS - ALL CAUSES | 26                 | 17.4         | 100  |
| TODOS LOS ACCIDENTES<br>ALL ACCIDENTS                     | 18                        | 5.9          | 35.3 | TODOS LOS ACCIDENTES<br>ALL ACCIDENTS                     | 11               | 7.1          | 44   | TODOS LOS ACCIDENTES<br>ALL ACCIDENTS                     | 7                  | 4.7          | 26.9 |
| TUMORES MALIGNOS                                          |                           |              |      | HOMICIDIOS E INT. LEGAL                                   |                  |              |      | TUMORES MALIGNOS                                          |                    |              |      |

Tabla 43 - TASA DE MORTALIDAD Y DISTRIBUCIÓN PORCENTUAL PARA CAUSAS SELECTAS, POR EDAD Y SEXO  
 Table 43 - MORTALITY RATES AND PERCENT DISTRIBUTION FOR SELECTED CAUSES BY AGE AND SEX,  
 PUERTO RICO, 2000

| CAUSAS POR GRUPOS DE EDAD<br>CAUSES BY AGE GROUPS | AMBOS SEXOS<br>BOTH SEXES |              |      | CAUSAS POR GRUPOS DE EDAD<br>CAUSES BY AGE GROUPS | HOMBRES<br>MALES |              |      | CAUSAS POR GRUPOS DE EDAD<br>CAUSES BY AGE GROUPS | MUJERES<br>FEMALES |              |      |
|---------------------------------------------------|---------------------------|--------------|------|---------------------------------------------------|------------------|--------------|------|---------------------------------------------------|--------------------|--------------|------|
|                                                   | Número<br>Number          | Tasa<br>Rate | %    |                                                   | Número<br>Number | Tasa<br>Rate | %    |                                                   | Número<br>Number   | Tasa<br>Rate | %    |
| MALIGNANT NEOPLASMS                               | 5                         | 1.6          | 9.8  | HOMICIDES AND LEGAL INT                           | -                | -            | -    | MALIGNANT NEOPLASMS                               | 2                  | 1.3          | 7.7  |
| HOMICIDIOS E INT. LEGAL                           |                           |              |      | TUMORES MALIGNOS                                  |                  |              |      | ANOMALÍAS CONGÉNITAS                              |                    |              |      |
| HOMICIDES AND LEGAL INT                           | 6                         | 2            | 11.8 | MALIGNANT NEOPLASMS                               | 3                | 1.9          | 12   | CONGENITAL ANOMALIES                              | -                  | -            | -    |
| ENF. CEREBROVASCULARES                            |                           |              |      | ENF. CEREBROVASCULARES                            |                  |              |      | HOMICIDIOS E INT. LEGAL                           |                    |              |      |
| CEREBROVASCULAR DISEASE                           | -                         | -            | -    | CEREBROVASCULAR DISEASE                           | -                | -            | -    | HOMICIDES AND LEGAL INT                           | 4                  | 2.7          | 15.4 |
| ANOMALÍAS CONGÉNITAS                              |                           |              |      | SUICIDIOS                                         |                  |              |      | ENF. CEREBROVASCULARES                            |                    |              |      |
| CONGENITAL ANOMALIES                              | 2                         | 0.7          | 3.9  | SUICIDES                                          | -                | -            | -    | CEREBROVASCULAR DISEASE                           | -                  | -            | -    |
| OTRAS CAUSAS - OTHER CAUSES                       | 20                        | 6.6          | 39.2 | OTRAS CAUSAS - OTHER CAUSES                       | 11               | 7.1          | 44   | OTRAS CAUSAS - OTHER CAUSES                       | 13                 | 8.7          | 50   |
| <b>15-19 AÑOS - 15-19 YEARS</b>                   |                           |              |      |                                                   |                  |              |      |                                                   |                    |              |      |
| TODAS LAS CAUSAS - ALL CAUSES                     | 269                       | 85.9         | 100  | TODAS LAS CAUSAS - ALL CAUSES                     | 214              | 134.5        | 100  | TODAS LAS CAUSAS - ALL CAUSES                     | 55                 | 35.7         | 100  |
| <b>TODOS LOS ACCIDENTES</b>                       |                           |              |      |                                                   |                  |              |      |                                                   |                    |              |      |
| ALL ACCIDENTS                                     | 110                       | 35.1         | 40.9 | ALL ACCIDENTS                                     | 89               | 55.9         | 41.6 | ALL ACCIDENTS                                     | 21                 | 13.6         | 38.2 |
| <b>HOMICIDIOS E INT. LEGAL</b>                    |                           |              |      |                                                   |                  |              |      |                                                   |                    |              |      |
| HOMICIDES AND LEGAL INT                           | 95                        | 30.3         | 35.3 | HOMICIDES AND LEGAL INT                           | 87               | 54.7         | 40.7 | HOMICIDES AND LEGAL INT                           | 8                  | 5.2          | 14.5 |
| <b>TUMORES MALIGNOS</b>                           |                           |              |      |                                                   |                  |              |      |                                                   |                    |              |      |
| MALIGNANT NEOPLASMS                               | 10                        | 3.2          | 3.7  | MALIGNANT NEOPLASMS                               | 6                | 3.8          | 2.8  | HEART DISEASES                                    | 4                  | 2.6          | 7.3  |
| <b>ENFERMEDADES DEL CORAZÓN</b>                   |                           |              |      |                                                   |                  |              |      |                                                   |                    |              |      |
| HEART DISEASES                                    | 5                         | 1.6          | 1.9  | HEART DISEASES                                    | 1                | 0.6          | 0.5  | MALIGNANT NEOPLASMS                               | 4                  | 2.6          | 7.3  |
| <b>ANOMALÍAS CONGÉNITAS</b>                       |                           |              |      |                                                   |                  |              |      |                                                   |                    |              |      |
| CONGENITAL ANOMALIES                              | 3                         | 1            | 1.1  | CONGENITAL ANOMALIES                              | 3                | 1.9          | 1.4  | CONGENITAL ANOMALIES                              | -                  | -            | -    |
| <b>OTRAS CAUSAS - OTHER CAUSES</b>                |                           |              |      |                                                   |                  |              |      |                                                   |                    |              |      |
| OTRAS CAUSAS - OTHER CAUSES                       | 46                        | 14.7         | 17.1 | OTRAS CAUSAS - OTHER CAUSES                       | 28               | 17.6         | 13.1 | OTRAS CAUSAS - OTHER CAUSES                       | 18                 | 11.7         | 32.7 |
| <b>20-24 AÑOS - 20-24 YEARS</b>                   |                           |              |      |                                                   |                  |              |      |                                                   |                    |              |      |
| TODAS LAS CAUSAS - ALL CAUSES                     | 432                       | 143.3        | 100  | TODAS LAS CAUSAS - ALL CAUSES                     | 364              | 243.2        | 100  | TODAS LAS CAUSAS - ALL CAUSES                     | 68                 | 44.8         | 100  |
| <b>TODOS LOS ACCIDENTES</b>                       |                           |              |      |                                                   |                  |              |      |                                                   |                    |              |      |
| ALL ACCIDENTS                                     | 117                       | 38.8         | 27.1 | HOMICIDIOS E INT. LEGAL                           |                  |              |      | TODOS LOS ACCIDENTES                              |                    |              |      |
| <b>HOMICIDIOS E INT. LEGAL</b>                    |                           |              |      |                                                   |                  |              |      |                                                   |                    |              |      |
| HOMICIDES AND LEGAL INT                           | 190                       | 63           | 44   | TODOS LOS ACCIDENTES                              | 174              | 116.3        | 47.8 | ALL ACCIDENTS                                     | 11                 | 7.2          | 16.2 |
| <b>NEUMONÍAS E INFLUENZA</b>                      |                           |              |      |                                                   |                  |              |      |                                                   |                    |              |      |
| PNEUMONÍA AND INFLUENZA                           | 2                         | 0.7          | 0.5  | ALL ACCIDENTS                                     | 106              | 70.8         | 29.1 | HOMICIDIOS E INT. LEGAL                           | 16                 | 10.5         | 23.5 |
| <b>TUMORES MALIGNOS</b>                           |                           |              |      |                                                   |                  |              |      |                                                   |                    |              |      |
| MALIGNANT NEOPLASMS                               | 9                         | 3            | 2.1  | NEUMONÍAS E INFLUENZA                             |                  |              |      | TUMORES MALIGNOS                                  |                    |              |      |
| <b>SUICIDIOS</b>                                  |                           |              |      |                                                   |                  |              |      |                                                   |                    |              |      |
| SUICIDES                                          | 24                        | 8            | 5.6  | PNEUMONÍA AND INFLUENZA                           | 1                | 0.7          | 0.3  | MALIGNANT NEOPLASMS                               | 4                  | 2.6          | 5.9  |
| <b>SUICIDAS</b>                                   |                           |              |      |                                                   |                  |              |      |                                                   |                    |              |      |
|                                                   |                           |              |      | SUICIDES                                          | 24               | 16           | 6.6  | NEUMONÍAS E INFLUENZA                             | 1                  | 0.7          | 1.5  |
| <b>MALIGNANT NEOPLASMS</b>                        |                           |              |      |                                                   |                  |              |      |                                                   |                    |              |      |
|                                                   |                           |              |      | TUMORES MALIGNOS                                  |                  |              |      | SUICIDIOS                                         |                    |              |      |
|                                                   |                           |              |      | MALIGNANT NEOPLASMS                               | 5                | 3.3          | 1.4  | SUICIDES                                          | -                  | -            | -    |



Tabla 43 - TASA DE MORTALIDAD Y DISTRIBUCIÓN PORCENTUAL PARA CAUSAS SELECTAS, POR EDAD Y SEXO  
 Table 43 - MORTALITY RATES AND PERCENT DISTRIBUTION FOR SELECTED CAUSES BY AGE AND SEX,  
 PUERTO RICO, 2000

| CAUSAS POR GRUPOS DE EDAD<br>CAUSES BY AGE GROUPS  | AMBOS SEXOS<br>BOTH SEXES |              |      | CAUSAS POR GRUPOS DE EDAD<br>CAUSES BY AGE GROUPS  | HOMBRES<br>MALES |              |      | CAUSAS POR GRUPOS DE EDAD<br>CAUSES BY AGE GROUPS  | MUJERES<br>FEMALES |              |      |
|----------------------------------------------------|---------------------------|--------------|------|----------------------------------------------------|------------------|--------------|------|----------------------------------------------------|--------------------|--------------|------|
|                                                    | Número<br>Number          | Tasa<br>Rate | %    |                                                    | Número<br>Number | Tasa<br>Rate | %    |                                                    | Número<br>Number   | Tasa<br>Rate | %    |
| OTRAS CAUSAS - OTHER CAUSES                        | 90                        | 29.8         | 20.8 | OTRAS CAUSAS - OTHER CAUSES                        | 54               | 36.1         | 14.8 | OTRAS CAUSAS - OTHER CAUSES                        | 36                 | 23.7         | 52.9 |
| 25-29 AÑOS - 25-29 YEARS                           |                           |              |      | 25-29 AÑOS - 25-29 YEARS                           |                  |              |      | 25-29 AÑOS - 25-29 YEARS                           |                    |              |      |
| TODAS LAS CAUSAS - ALL CAUSES                      | 422                       | 155.4        | 100  | TODAS LAS CAUSAS - ALL CAUSES                      | 339              | 254.7        | 100  | TODAS LAS CAUSAS - ALL CAUSES                      | 83                 | 60           | 100  |
| HOMICIDIOS E INT. LEGAL<br>HOMICIDES AND LEGAL INT | 137                       | 50.5         | 32.5 | HOMICIDIOS E INT. LEGAL<br>HOMICIDES AND LEGAL INT | 130              | 97.7         | 38.3 | HOMICIDIOS E INT. LEGAL<br>HOMICIDES AND LEGAL INT | 7                  | 5.1          | 8.4  |
| TODOS LOS ACCIDENTES<br>ALL ACCIDENTS              | 122                       | 44.9         | 28.9 | TODOS LOS ACCIDENTES<br>ALL ACCIDENTS              | 106              | 79.6         | 31.3 | TUMORES MALIGNOS<br>MALIGNANT NEOPLASMS            | 13                 | 9.4          | 15.7 |
| SUICIDIOS<br>SUICIDES                              | 21                        | 7.7          | 5    | SUICIDIOS<br>SUICIDES                              | 19               | 14.3         | 5.6  | TODOS LOS ACCIDENTES<br>ALL ACCIDENTS              | 16                 | 11.6         | 19.3 |
| ENFERMEDADES DEL CORAZÓN<br>HEART DISEASES         | 13                        | 4.8          | 3.1  | NEUMONÍA E INFLUENZA<br>PNEUMONIA AND INFLUENZA    | -                | -            | -    | ENFERMEDADES DEL CORAZÓN<br>HEART DISEASES         | 4                  | 2.9          | 4.8  |
| NEUMONÍA E INFLUENZA<br>PNEUMONIA AND INFLUENZA    | 1                         | 0.4          | 0.2  | ENFERMEDADES DEL CORAZÓN<br>HEART DISEASES         | 9                | 6.8          | 2.7  | SUICIDIOS<br>SUICIDES                              | 2                  | 1.4          | 2.4  |
| OTRAS CAUSAS - OTHER CAUSES                        | 128                       | 47.1         | 30.3 | OTRAS CAUSAS - OTHER CAUSES                        | 75               | 56.3         | 22.1 | OTRAS CAUSAS - OTHER CAUSES                        | 41                 | 29.6         | 49.4 |
| 30-34 AÑOS - 30-34 YEARS                           |                           |              |      | 30-34 AÑOS - 30-34 YEARS                           |                  |              |      | 30-34 AÑOS - 30-34 YEARS                           |                    |              |      |
| TODAS LAS CAUSAS - ALL CAUSES                      | 466                       | 177.2        | 100  | TODAS LAS CAUSAS - ALL CAUSES                      | 326              | 258          | 100  | TODAS LAS CAUSAS - ALL CAUSES                      | 140                | 102.4        | 100  |
| TODOS LOS ACCIDENTES<br>ALL ACCIDENTS              | 98                        | 37.3         | 21   | TODOS LOS ACCIDENTES<br>ALL ACCIDENTS              | 82               | 64.9         | 25.2 | TUMORES MALIGNOS<br>MALIGNANT NEOPLASMS            | 18                 | 13.2         | 12.9 |
| HOMICIDIOS E INT. LEGAL<br>HOMICIDES AND LEGAL INT | 88                        | 33.5         | 18.9 | HOMICIDIOS E INT. LEGAL<br>HOMICIDES AND LEGAL INT | 77               | 60.9         | 23.6 | HOMICIDIOS E INT. LEGAL<br>HOMICIDES AND LEGAL INT | 11                 | 8            | 7.9  |
| NEUMONÍA E INFLUENZA<br>PNEUMONIA AND INFLUENZA    | 14                        | 5.3          | 3    | SUICIDIOS<br>SUICIDES                              | 22               | 17.4         | 6.7  | NEUMONÍA E INFLUENZA<br>PNEUMONIA AND INFLUENZA    | 5                  | 3.7          | 3.6  |
| TUMORES MALIGNOS<br>MALIGNANT NEOPLASMS            | 30                        | 11.4         | 6.4  | NEUMONÍA E INFLUENZA<br>PNEUMONIA AND INFLUENZA    | 9                | 7.1          | 2.8  | ENFERMEDADES DEL CORAZÓN<br>HEART DISEASES         | 6                  | 4.4          | 4.3  |
| ENFERMEDADES DEL CORAZÓN<br>HEART DISEASES         | 23                        | 8.7          | 4.9  | ENFERMEDADES DEL CORAZÓN<br>HEART DISEASES         | 17               | 13.5         | 5.2  | TODOS LOS ACCIDENTES<br>ALL ACCIDENTS              | 16                 | 11.7         | 11.4 |
| OTRAS CAUSAS - OTHER CAUSES                        | 213                       | 81           | 45.7 | OTRAS CAUSAS - OTHER CAUSES                        | 119              | 94.2         | 36.5 | OTRAS CAUSAS - OTHER CAUSES                        | 84                 | 61.4         | 60   |
| 35-39 AÑOS - 35-39 YEARS                           |                           |              |      | 35-39 AÑOS - 35-39 YEARS                           |                  |              |      | 35-39 AÑOS - 35-39 YEARS                           |                    |              |      |
| TODAS LAS CAUSAS - ALL CAUSES                      | 662                       | 249.2        | 100  | TODAS LAS CAUSAS - ALL CAUSES                      | 491              | 393.5        | 100  | TODAS LAS CAUSAS - ALL CAUSES                      | 171                | 121.4        | 100  |
| HOMICIDIOS E INT. LEGAL<br>HOMICIDES AND LEGAL INT | 67                        | 25.2         | 10.1 | HOMICIDIOS E INT. LEGAL<br>HOMICIDES AND LEGAL INT | 59               | 47.3         | 12   | TUMORES MALIGNOS<br>MALIGNANT NEOPLASMS            | 38                 | 27           | 22.2 |

Tabla 43 - TASA DE MORTALIDAD Y DISTRIBUCIÓN PORCENTUAL PARA CAUSAS SELECTAS, POR EDAD Y SEXO  
 Table 43 - MORTALITY RATES AND PERCENT DISTRIBUTION FOR SELECTED CAUSES BY AGE AND SEX,  
 PUERTO RICO, 2000

| CAUSAS POR GRUPOS DE EDAD<br>CAUSES BY AGE GROUPS  | AMBOS SEXOS<br>BOTH SEXES |              |      | CAUSAS POR GRUPOS DE EDAD<br>CAUSES BY AGE GROUPS  | HOMBRES<br>MALES |              |      | CAUSAS POR GRUPOS DE EDAD<br>CAUSES BY AGE GROUPS  | MUJERES<br>FEMALES |              |      |
|----------------------------------------------------|---------------------------|--------------|------|----------------------------------------------------|------------------|--------------|------|----------------------------------------------------|--------------------|--------------|------|
|                                                    | Número<br>Number          | Tasa<br>Rate | %    |                                                    | Número<br>Number | Tasa<br>Rate | %    |                                                    | Número<br>Number   | Tasa<br>Rate | %    |
| TODOS LOS ACCIDENTES<br>ALL ACCIDENTS              | 123                       | 46.3         | 18.6 | TODOS LOS ACCIDENTES<br>ALL ACCIDENTS              | 105              | 84.1         | 21.4 | TODOS LOS ACCIDENTES<br>ALL ACCIDENTS              | 18                 | 12.8         | 10.5 |
| TUMORES MALIGNOS<br>MALIGNANT NEOPLASMS            | 62                        | 23.3         | 9.4  | ENF. DEL HÍGADO<br>LIVER DISEASES                  | 10               | 8            | 2    | ENFERMEDADES DEL CORAZÓN<br>HEART DISEASES         | 8                  | 5.7          | 4.7  |
| ENF. DEL HÍGADO<br>LIVER DISEASES                  | 13                        | 4.9          | 2    | NEUMONÍA E INFLUENZA<br>PNEUMONIA AND INFLUENZA    | 6                | 4.8          | 1.2  | HOMICIDIOS E INT. LEGAL<br>HOMICIDES AND LEGAL INT | 8                  | 5.7          | 4.7  |
| ENFERMEDADES DEL CORAZÓN<br>HEART DISEASES         | 38                        | 14.3         | 5.7  | ENFERMEDADES DEL CORAZÓN<br>HEART DISEASES         | 30               | 24           | 6.1  | ENF. DEL HÍGADO<br>LIVER DISEASES                  | 3                  | 2.1          | 1.8  |
| OTRAS CAUSAS - OTHER CAUSES                        | 359                       | 135.2        | 54.2 | OTRAS CAUSAS - OTHER CAUSES                        | 281              | 225.2        | 57.2 | OTRAS CAUSAS - OTHER CAUSES                        | 96                 | 68.2         | 56.1 |
| 40-44 AÑOS - 40-44 YEARS                           |                           |              |      | 40-44 AÑOS - 40-44 YEARS                           |                  |              |      | 40-44 AÑOS - 40-44 YEARS                           |                    |              |      |
| TODAS LAS CAUSAS - ALL CAUSES                      | 762                       | 303          | 100  | TODAS LAS CAUSAS - ALL CAUSES                      | 526              | 451.3        | 100  | TODAS LAS CAUSAS - ALL CAUSES                      | 236                | 174.9        | 100  |
| TUMORES MALIGNOS<br>MALIGNANT NEOPLASMS            | 107                       | 42.6         | 14   | TUMORES MALIGNOS<br>MALIGNANT NEOPLASMS            | 35               | 30           | 6.7  | TUMORES MALIGNOS<br>MALIGNANT NEOPLASMS            | 72                 | 53.4         | 30.5 |
| ENFERMEDADES DEL CORAZÓN<br>HEART DISEASES         | 52                        | 20.7         | 6.8  | ENF. DEL HÍGADO<br>LIVER DISEASES                  | 35               | 30           | 6.7  | ENFERMEDADES DEL CORAZÓN<br>HEART DISEASES         | 19                 | 14.1         | 8.1  |
| TODOS LOS ACCIDENTES<br>ALL ACCIDENTS              | 112                       | 44.5         | 14.7 | TODOS LOS ACCIDENTES<br>ALL ACCIDENTS              | 99               | 84.9         | 18.8 | TODOS LOS ACCIDENTES<br>ALL ACCIDENTS              | 13                 | 9.6          | 5.5  |
| ENF. DEL HÍGADO<br>LIVER DISEASES                  | 40                        | 15.9         | 5.2  | HOMICIDIOS E INT. LEGAL<br>HOMICIDES AND LEGAL INT | 34               | 29.2         | 6.5  | ENF. CEREBROVASCULARES<br>CEREBROVASCULAR DISEASE  | 6                  | 4.4          | 2.5  |
| HOMICIDIOS E INT. LEGAL<br>HOMICIDES AND LEGAL INT | 40                        | 15.9         | 5.2  | ENFERMEDADES DEL CORAZÓN<br>HEART DISEASES         | 33               | 28.3         | 6.3  | HIPERTENSION<br>HYPERTENSION                       | 5                  | 3.7          | 2.1  |
| OTRAS CAUSAS - OTHER CAUSES                        | 411                       | 163.4        | 53.9 | OTRAS CAUSAS - OTHER CAUSES                        | 290              | 248.8        | 55.1 | OTRAS CAUSAS - OTHER CAUSES                        | 121                | 89.7         | 51.3 |
| 45-49 AÑOS - 45-49 YEARS                           |                           |              |      | 45-49 AÑOS - 45-49 YEARS                           |                  |              |      | 45-49 AÑOS - 45-49 YEARS                           |                    |              |      |
| TODAS LAS CAUSAS - ALL CAUSES                      | 1,008                     | 430.4        | 100  | TODAS LAS CAUSAS - ALL CAUSES                      | 693              | 640.6        | 100  | TODAS LAS CAUSAS - ALL CAUSES                      | 315                | 250          | 100  |
| TUMORES MALIGNOS<br>MALIGNANT NEOPLASMS            | 178                       | 76           | 17.7 | ENF. DEL HÍGADO<br>LIVER DISEASES                  | 61               | 56.4         | 8.8  | TUMORES MALIGNOS<br>MALIGNANT NEOPLASMS            | 88                 | 69.8         | 27.9 |
| ENFERMEDADES DEL CORAZÓN<br>HEART DISEASES         | 100                       | 42.7         | 9.9  | TUMORES MALIGNOS<br>MALIGNANT NEOPLASMS            | 90               | 83.2         | 13   | ENFERMEDADES DEL CORAZÓN<br>HEART DISEASES         | 37                 | 29.4         | 11.7 |
| ENF. DEL HÍGADO<br>LIVER DISEASES                  | 71                        | 30.3         | 7    | ENFERMEDADES DEL CORAZÓN<br>HEART DISEASES         | 63               | 58.2         | 9.1  | ENF. DEL HÍGADO<br>LIVER DISEASES                  | 10                 | 7.9          | 3.2  |
| TODOS LOS ACCIDENTES<br>ALL ACCIDENTS              | 109                       | 46.5         | 10.8 | TODOS LOS ACCIDENTES<br>ALL ACCIDENTS              | 98               | 90.6         | 14.1 | HIPERTENSION<br>HYPERTENSION                       | 18                 | 14.3         | 5.7  |
| HOMICIDIOS E INT. LEGAL                            |                           |              |      | HOMICIDIOS E INT. LEGAL                            |                  |              |      | ENF. CEREBROVASCULARES                             |                    |              |      |

Tabla 43 - TASA DE MORTALIDAD Y DISTRIBUCIÓN PORCENTUAL PARA CAUSAS SELECTAS, POR EDAD Y SEXO  
 Table 43 - MORTALITY RATES AND PERCENT DISTRIBUTION FOR SELECTED CAUSES BY AGE AND SEX,  
 PUERTO RICO, 2000

| CAUSAS POR GRUPOS DE EDAD<br>CAUSES BY AGE GROUPS | AMBOS SEXOS<br>BOTH SEXES |              |      | CAUSAS POR GRUPOS DE EDAD<br>CAUSES BY AGE GROUPS | HOMBRES<br>MALES |              |      | CAUSAS POR GRUPOS DE EDAD<br>CAUSES BY AGE GROUPS | MUJERES<br>FEMALES |              |      |
|---------------------------------------------------|---------------------------|--------------|------|---------------------------------------------------|------------------|--------------|------|---------------------------------------------------|--------------------|--------------|------|
|                                                   | Número<br>Number          | Tasa<br>Rate | %    |                                                   | Número<br>Number | Tasa<br>Rate | %    |                                                   | Número<br>Number   | Tasa<br>Rate | %    |
| HOMICIDES AND LEGAL INT                           | 33                        | 14.1         | 3.3  | HOMICIDES AND LEGAL INT                           | 32               | 29.6         | 4.6  | CEREBROVASCULAR DISEASE                           | 9                  | 7.1          | 2.9  |
| OTRAS CAUSAS - OTHER CAUSES                       | 517                       | 220.8        | 51.3 | OTRAS CAUSAS - OTHER CAUSES                       | 349              | 322.6        | 50.4 | OTRAS CAUSAS - OTHER CAUSES                       | 153                | 121.4        | 48.6 |
| <b>50-54 AÑOS - 50-54 YEARS</b>                   |                           |              |      | <b>50-54 AÑOS - 50-54 YEARS</b>                   |                  |              |      | <b>50-54 AÑOS - 50-54 YEARS</b>                   |                    |              |      |
| TODAS LAS CAUSAS - ALL CAUSES                     | 1,286                     | 554.5        | 100  | TODAS LAS CAUSAS - ALL CAUSES                     | 863              | 806.7        | 100  | TODAS LAS CAUSAS - ALL CAUSES                     | 423                | 338.5        | 100  |
| TUMORES MALIGNOS                                  |                           |              |      | ENFERMEDADES DEL CORAZÓN                          |                  |              |      | TUMORES MALIGNOS                                  |                    |              |      |
| MALIGNANT NEOPLASMS                               | 252                       | 108.7        | 19.6 | HEART DISEASES                                    | 128              | 119.7        | 14.8 | MALIGNANT NEOPLASMS                               | 126                | 100.8        | 29.8 |
| ENFERMEDADES DEL CORAZÓN                          |                           |              |      | TUMORES MALIGNOS                                  |                  |              |      | ENFERMEDADES DEL CORAZÓN                          |                    |              |      |
| HEART DISEASES                                    | 180                       | 77.6         | 14   | MALIGNANT NEOPLASMS                               | 126              | 117.8        | 14.6 | HEART DISEASES                                    | 52                 | 41.6         | 12.3 |
| ENF. DEL HÍGADO                                   |                           |              |      | ENF. DEL HÍGADO                                   |                  |              |      | DIABETES MELLITUS                                 |                    |              |      |
| LIVER DISEASES                                    | 97                        | 41.8         | 7.5  | LIVER DISEASES                                    | 82               | 76.7         | 9.5  | DIABETES MELLITUS                                 | 41                 | 32.8         | 9.7  |
| TODÓS LOS ACCIDENTES                              |                           |              |      | TODOS LOS ACCIDENTES                              |                  |              |      | HIPERTENSION                                      |                    |              |      |
| ALL ACCIDENTS                                     | 84                        | 36.2         | 6.5  | ALL ACCIDENTS                                     | 71               | 66.4         | 8.2  | HYPERTENSION                                      | 24                 | 19.2         | 5.7  |
| DIABETES MELLITUS                                 |                           |              |      | HIPERTENSION                                      |                  |              |      | ENF. DEL HÍGADO                                   |                    |              |      |
| DIABETES MELLITUS                                 | 106                       | 45.7         | 8.2  | HYPERTENSION                                      | 47               | 43.9         | 5.4  | LIVER DISEASES                                    | 15                 | 12           | 3.5  |
| OTRAS CAUSAS - OTHER CAUSES                       | 567                       | 244.5        | 44.1 | OTRAS CAUSAS - OTHER CAUSES                       | 409              | 382.3        | 47.4 | OTRAS CAUSAS - OTHER CAUSES                       | 165                | 132          | 39   |
| <b>55-59 AÑOS - 55-59 YEARS</b>                   |                           |              |      | <b>55-59 AÑOS - 55-59 YEARS</b>                   |                  |              |      | <b>55-59 AÑOS - 55-59 YEARS</b>                   |                    |              |      |
| TODAS LAS CAUSAS - ALL CAUSES                     | 1,530                     | 804.1        | 100  | TODAS LAS CAUSAS - ALL CAUSES                     | 976              | 1112.3       | 100  | TODAS LAS CAUSAS - ALL CAUSES                     | 554                | 540.4        | 100  |
| ENFERMEDADES DEL CORAZÓN                          |                           |              |      | ENFERMEDADES DEL CORAZÓN                          |                  |              |      | TUMORES MALIGNOS                                  |                    |              |      |
| HEART DISEASES                                    | 263                       | 138.2        | 17.2 | HEART DISEASES                                    | 173              | 197.2        | 17.7 | MALIGNANT NEOPLASMS                               | 154                | 150.2        | 27.8 |
| TUMORES MALIGNOS                                  |                           |              |      | TUMORES MALIGNOS                                  |                  |              |      | ENFERMEDADES DEL CORAZÓN                          |                    |              |      |
| MALIGNANT NEOPLASMS                               | 343                       | 180.3        | 22.4 | MALIGNANT NEOPLASMS                               | 189              | 215.4        | 19.4 | HEART DISEASES                                    | 90                 | 87.8         | 16.2 |
| ENF. DEL HÍGADO                                   |                           |              |      | ENF. DEL HÍGADO                                   |                  |              |      | DIABETES MELLITUS                                 |                    |              |      |
| LIVER DISEASES                                    | 113                       | 59.4         | 7.4  | LIVER DISEASES                                    | 99               | 112.8        | 10.1 | DIABETES MELLITUS                                 | 76                 | 74.1         | 13.7 |
| DIABETES MELLITUS                                 |                           |              |      | TODOS LOS ACCIDENTES                              |                  |              |      | HIPERTENSION                                      |                    |              |      |
| DIABETES MELLITUS                                 | 161                       | 84.6         | 10.5 | ALL ACCIDENTS                                     | 57               | 65           | 5.8  | HYPERTENSION                                      | 38                 | 37.1         | 6.9  |
| HIPERTENSION                                      |                           |              |      | DIABETES MELLITUS                                 |                  |              |      | NEUMONÍA E INFLUENZA                              |                    |              |      |
| HYPERTENSION                                      | 95                        | 49.9         | 6.2  | DIABETES MELLITUS                                 | 85               | 96.9         | 8.7  | PNEUMONÍA AND INFLUENZA                           | 5                  | 4.9          | 0.9  |
| OTRAS CAUSAS - OTHER CAUSES                       | 555                       | 291.7        | 36.3 | OTRAS CAUSAS - OTHER CAUSES                       | 373              | 425.1        | 38.2 | OTRAS CAUSAS - OTHER CAUSES                       | 191                | 186.3        | 34.5 |
| <b>60-64 AÑOS - 60-64 YEARS</b>                   |                           |              |      | <b>60-64 AÑOS - 60-64 YEARS</b>                   |                  |              |      | <b>60-64 AÑOS - 60-64 YEARS</b>                   |                    |              |      |
| TODAS LAS CAUSAS - ALL CAUSES                     | 1,853                     | 1146.9       | 100  | TODAS LAS CAUSAS - ALL CAUSES                     | 1,165            | 1558.8       | 100  | TODAS LAS CAUSAS - ALL CAUSES                     | 688                | 792.3        | 100  |
| ENFERMEDADES DEL CORAZÓN                          |                           |              |      | ENFERMEDADES DEL CORAZÓN                          |                  |              |      | ENFERMEDADES DEL CORAZÓN                          |                    |              |      |

Tabla 43 - TASA DE MORTALIDAD Y DISTRIBUCIÓN PORCENTUAL PARA CAUSAS SELECTAS, POR EDAD Y SEXO  
 Table 43 - MORTALITY RATES AND PERCENT DISTRIBUTION FOR SELECTED CAUSES BY AGE AND SEX,  
 PUERTO RICO, 2000

| CAUSAS POR GRUPOS DE EDAD<br>CAUSES BY AGE GROUPS | AMBOS SEXOS<br>BOTH SEXES |              |      | CAUSAS POR GRUPOS DE EDAD<br>CAUSES BY AGE GROUPS | HOMBRES<br>MALES |              |      | CAUSAS POR GRUPOS DE EDAD<br>CAUSES BY AGE GROUPS | MUJERES<br>FEMALES |              |      |
|---------------------------------------------------|---------------------------|--------------|------|---------------------------------------------------|------------------|--------------|------|---------------------------------------------------|--------------------|--------------|------|
|                                                   | Número<br>Number          | Tasa<br>Rate | %    |                                                   | Número<br>Number | Tasa<br>Rate | %    |                                                   | Número<br>Number   | Tasa<br>Rate | %    |
| HEART DISEASES                                    | 342                       | 211.7        | 18.5 | HEART DISEASES                                    | 216              | 289          | 18.5 | HEART DISEASES                                    | 126                | 145.1        | 18.3 |
| TUMORES MALIGNOS                                  |                           |              |      | TUMORES MALIGNOS                                  |                  |              |      | TUMORES MALIGNOS                                  |                    |              |      |
| MALIGNANT NEOPLASMS                               | 439                       | 271.7        | 23.7 | MALIGNANT NEOPLASMS                               | 269              | 359.9        | 23.1 | MALIGNANT NEOPLASMS                               | 170                | 195.8        | 24.7 |
| ENF. DEL HÍGADO                                   |                           |              |      | ENF. DEL HÍGADO                                   |                  |              |      | DIABETES MELLITUS                                 |                    |              |      |
| LIVER DISEASES                                    | 97                        | 60           | 5.2  | LIVER DISEASES                                    | 75               | 100.3        | 6.4  | DIABETES MELLITUS                                 | 96                 | 110.6        | 14   |
| DIABETES MELLITUS                                 |                           |              |      | DIABETES MELLITUS                                 |                  |              |      | ENF. CEREBROVASCULARES                            |                    |              |      |
| DIABETES MELLITUS                                 | 204                       | 126.3        | 11   | DIABETES MELLITUS                                 | 108              | 144.5        | 9.3  | CEREBROVASCULAR DISEASE                           | -                  | -            | -    |
| ENF. CEREBROVASCULARES                            |                           |              |      | ENF. CEREBROVASCULARES                            |                  |              |      | HIPERTENSION                                      |                    |              |      |
| CEREBROVASCULAR DISEASE                           | 55                        | 34           | 3    | CEREBROVASCULAR DISEASE                           | 32               | 42.8         | 2.7  | HYPERTENSION                                      | 35                 | 40.3         | 5.1  |
| OTRAS CAUSAS - OTHER CAUSES                       | 716                       | 443.1        | 38.6 | OTRAS CAUSAS - OTHER CAUSES                       | 465              | 622.2        | 39.9 | OTRAS CAUSAS - OTHER CAUSES                       | 261                | 300.6        | 37.9 |
| <b>65-69 AÑOS - 65-69 YEARS</b>                   |                           |              |      |                                                   |                  |              |      |                                                   |                    |              |      |
| TODAS LAS CAUSAS - ALL CAUSES                     | 2,497                     | 1851.4       | 100  | TODAS LAS CAUSAS - ALL CAUSES                     | 1,475            | 2409.6       | 100  | TODAS LAS CAUSAS - ALL CAUSES                     | 1,022              | 1387.6       | 100  |
| ENFERMEDADES DEL CORAZÓN                          |                           |              |      | ENFERMEDADES DEL CORAZÓN                          |                  |              |      | ENFERMEDADES DEL CORAZÓN                          |                    |              |      |
| HEART DISEASES                                    | 467                       | 346.3        | 18.7 | HEART DISEASES                                    | 323              | 527.7        | 21.9 | HEART DISEASES                                    | 144                | 195.5        | 14.1 |
| TUMORES MALIGNOS                                  |                           |              |      | TUMORES MALIGNOS                                  |                  |              |      | TUMORES MALIGNOS                                  |                    |              |      |
| MALIGNANT NEOPLASMS                               | 605                       | 448.6        | 24.2 | MALIGNANT NEOPLASMS                               | 341              | 557.1        | 23.1 | MALIGNANT NEOPLASMS                               | 264                | 358.4        | 25.8 |
| DIABETES MELLITUS                                 |                           |              |      | ENF. CEREBROVASCULARES                            |                  |              |      | DIABETES MELLITUS                                 |                    |              |      |
| DIABETES MELLITUS                                 | 290                       | 215          | 11.6 | CEREBROVASCULAR DISEASE                           | 47               | 76.8         | 3.2  | DIABETES MELLITUS                                 | 144                | 195.5        | 14.1 |
| ENF. CEREBROVASCULARES                            |                           |              |      | DIABETES MELLITUS                                 |                  |              |      | HIPERTENSION                                      |                    |              |      |
| CEREBROVASCULAR DISEASE                           | 82                        | 60.8         | 3.3  | DIABETES MELLITUS                                 | 146              | 238.5        | 9.9  | HYPERTENSION                                      | 67                 | 91           | 6.6  |
| HIPERTENSION                                      |                           |              |      | HIPERTENSION                                      |                  |              |      | ENF. CEREBROVASCULARES                            |                    |              |      |
| HYPERTENSION                                      | 158                       | 117.2        | 6.3  | HYPERTENSION                                      | 91               | 148.7        | 6.2  | CEREBROVASCULAR DISEASE                           | 35                 | 47.5         | 3.4  |
| OTRAS CAUSAS - OTHER CAUSES                       | 895                       | 663.6        | 35.8 | OTRAS CAUSAS - OTHER CAUSES                       | 527              | 860.9        | 35.7 | OTRAS CAUSAS - OTHER CAUSES                       | 368                | 499.6        | 36   |
| <b>70-74 AÑOS - 70-74 YEARS</b>                   |                           |              |      |                                                   |                  |              |      |                                                   |                    |              |      |
| TODAS LAS CAUSAS - ALL CAUSES                     | 3,014                     | 2810.9       | 100  | TODAS LAS CAUSAS - ALL CAUSES                     | 1,689            | 3544.3       | 100  | TODAS LAS CAUSAS - ALL CAUSES                     | 1,325              | 2224.2       | 100  |
| ENFERMEDADES DEL CORAZÓN                          |                           |              |      | ENFERMEDADES DEL CORAZÓN                          |                  |              |      | ENFERMEDADES DEL CORAZÓN                          |                    |              |      |
| HEART DISEASES                                    | 643                       | 599.7        | 21.3 | HEART DISEASES                                    | 356              | 747.1        | 21.1 | HEART DISEASES                                    | 287                | 481.8        | 21.7 |
| TUMORES MALIGNOS                                  |                           |              |      | TUMORES MALIGNOS                                  |                  |              |      | TUMORES MALIGNOS                                  |                    |              |      |
| MALIGNANT NEOPLASMS                               | 634                       | 591.3        | 21   | MALIGNANT NEOPLASMS                               | 388              | 814.2        | 23   | MALIGNANT NEOPLASMS                               | 246                | 413          | 18.6 |
| DIABETES MELLITUS                                 |                           |              |      | NEUMONÍA E INFLUENZA                              |                  |              |      | DIABETES MELLITUS                                 |                    |              |      |
| DIABETES MELLITUS                                 | 332                       | 309.6        | 11   | PNEUMONÍA AND INFLUENZA                           | 46               | 96.5         | 2.7  | DIABETES MELLITUS                                 | 175                | 293.8        | 13.2 |
| NEUMONÍA E INFLUENZA                              |                           |              |      | ENF. CEREBROVASCULARES                            |                  |              |      | HIPERTENSION                                      |                    |              |      |
| PNEUMONÍA AND INFLUENZA                           | 71                        | 66.2         | 2.4  | CEREBROVASCULAR DISEASE                           | 68               | 142.7        | 4    | HYPERTENSION                                      | 79                 | 132.6        | 6    |

Tabla 43 - TASA DE MORTALIDAD Y DISTRIBUCIÓN PORCENTUAL PARA CAUSAS SELECTAS, POR EDAD Y SEXO  
 Table 43 - MORTALITY RATES AND PERCENT DISTRIBUTION FOR SELECTED CAUSES BY AGE AND SEX,  
 PUERTO RICO, 2000

| CAUSAS POR GRUPOS DE EDAD<br>CAUSES BY AGE GROUPS                                | AMBOS SEXOS<br>BOTH SEXES |                 |            | CAUSAS POR GRUPOS DE EDAD<br>CAUSES BY AGE GROUPS                     | HOMBRES<br>MALES |                 |            | CAUSAS POR GRUPOS DE EDAD<br>CAUSES BY AGE GROUPS                                | MUJERES<br>FEMALES |               |             |
|----------------------------------------------------------------------------------|---------------------------|-----------------|------------|-----------------------------------------------------------------------|------------------|-----------------|------------|----------------------------------------------------------------------------------|--------------------|---------------|-------------|
|                                                                                  | Número<br>Number          | Tasa<br>Rate    | %          |                                                                       | Número<br>Number | Tasa<br>Rate    | %          |                                                                                  | Número<br>Number   | Tasa<br>Rate  | %           |
| ENF. CEREBROVASCULARES<br>CEREBROVASCULAR DISEASE<br>OTRAS CAUSAS - OTHER CAUSES | 126<br>1,208              | 117.5<br>1126.6 | 4.2        | DIABETES MELLITUS<br>DIABETES MELLITUS<br>OTRAS CAUSAS - OTHER CAUSES | 157<br>674       | 329.5<br>1414.4 | 9.3        | ENF. CEREBROVASCULARES<br>CEREBROVASCULAR DISEASE<br>OTRAS CAUSAS - OTHER CAUSES | 58<br>480          | 97.4<br>805.8 | 4.4<br>36.2 |
| <b>75-79 AÑOS - 75-79 YEARS</b><br>TODAS LAS CAUSAS - ALL CAUSES                 | <b>3,509</b>              | <b>4202.2</b>   | <b>100</b> | <b>75-79 AÑOS - 75-79 YEARS</b><br>TODAS LAS CAUSAS - ALL CAUSES      | <b>1,919</b>     | <b>5313.6</b>   | <b>100</b> | <b>75-79 AÑOS - 75-79 YEARS</b><br>TODAS LAS CAUSAS - ALL CAUSES                 | <b>1,590</b>       | <b>3355.3</b> | <b>100</b>  |
| ENFERMEDADES DEL CORAZÓN<br>HEART DISEASES                                       | 782                       | 936.5           | 22.3       | ENFERMEDADES DEL CORAZÓN<br>HEART DISEASES                            | 438              | 1212.8          | 22.8       | ENFERMEDADES DEL CORAZÓN<br>HEART DISEASES                                       | 344                | 725.9         | 21.6        |
| TUMORES MALIGNOS<br>MALIGNANT NEOPLASMS                                          | 660                       | 790.4           | 18.8       | TUMORES MALIGNOS<br>MALIGNANT NEOPLASMS                               | 410              | 1135.3          | 21.4       | TUMORES MALIGNOS<br>MALIGNANT NEOPLASMS                                          | 250                | 527.6         | 15.7        |
| ENF. CEREBROVASCULARES<br>CEREBROVASCULAR DISEASE                                | 169                       | 202.4           | 4.8        | ENF. CEREBROVASCULARES<br>CEREBROVASCULAR DISEASE                     | 88               | 243.7           | 4.6        | ENF. CEREBROVASCULARES<br>CEREBROVASCULAR DISEASE                                | 194                | 409.4         | 12.2        |
| DIABETES MELLITUS                                                                | 355                       | 425.1           | 10.1       | NEUMONÍA E INFLUENZA<br>PNEUMONIA AND INFLUENZA                       | 51               | 141.2           | 2.7        | DIABETES MELLITUS                                                                | 81                 | 170.9         | 5.1         |
| DIABETES MELLITUS                                                                | 96                        | 115             | 2.7        | DIABETES MELLITUS                                                     | 161              | 445.8           | 8.4        | ENF. CEREBROVASCULARES<br>CEREBROVASCULAR DISEASE                                | 122                | 257.4         | 7.7         |
| NEUMONÍA E INFLUENZA<br>PNEUMONIA AND INFLUENZA                                  | 1,447                     | 1732.9          | 41.2       | OTRAS CAUSAS - OTHER CAUSES                                           | 771              | 2134.8          | 40.2       | HIPERTENSION<br>HYPERTENSION                                                     | 599                | 1264          | 37.7        |
| OTRAS CAUSAS - OTHER CAUSES                                                      |                           |                 |            |                                                                       |                  |                 |            |                                                                                  |                    |               |             |
| <b>80-84 AÑOS - 80-84 YEARS</b><br>TODAS LAS CAUSAS - ALL CAUSES                 | <b>3,638</b>              | <b>6758.9</b>   | <b>100</b> | <b>80-84 AÑOS - 80-84 YEARS</b><br>TODAS LAS CAUSAS - ALL CAUSES      | <b>1,781</b>     | <b>7795</b>     | <b>100</b> | <b>80-84 AÑOS - 80-84 YEARS</b><br>TODAS LAS CAUSAS - ALL CAUSES                 | <b>1,857</b>       | <b>5994.8</b> | <b>100</b>  |
| ENFERMEDADES DEL CORAZÓN<br>HEART DISEASES                                       | 816                       | 1516            | 22.4       | ENFERMEDADES DEL CORAZÓN<br>HEART DISEASES                            | 392              | 1715.7          | 22         | ENFERMEDADES DEL CORAZÓN<br>HEART DISEASES                                       | 424                | 1368.8        | 22.8        |
| TUMORES MALIGNOS<br>MALIGNANT NEOPLASMS                                          | 562                       | 1044.1          | 15.4       | TUMORES MALIGNOS<br>MALIGNANT NEOPLASMS                               | 321              | 1404.9          | 18         | TUMORES MALIGNOS<br>MALIGNANT NEOPLASMS                                          | 241                | 778           | 13          |
| ENF. CEREBROVASCULARES<br>CEREBROVASCULAR DISEASE                                | 223                       | 414.3           | 6.1        | ENF. CEREBROVASCULARES<br>CEREBROVASCULAR DISEASE                     | 95               | 415.8           | 5.3        | ENF. CEREBROVASCULARES<br>CEREBROVASCULAR DISEASE                                | 128                | 413.2         | 6.9         |
| NEUMONÍA E INFLUENZA<br>PNEUMONIA AND INFLUENZA                                  | 130                       | 241.5           | 3.6        | NEUMONÍA E INFLUENZA<br>PNEUMONIA AND INFLUENZA                       | 61               | 267             | 3.4        | NEUMONÍA E INFLUENZA<br>PNEUMONIA AND INFLUENZA                                  | 186                | 600.4         | 10          |
| DIABETES MELLITUS                                                                | 303                       | 562.9           | 8.3        | ENF. PULMONAR OBS. CRÓNICA<br>CHRO. OBST. PULMONARY DIS               | 105              | 459.6           | 5.9        | DIABETES MELLITUS                                                                | 69                 | 222.7         | 3.7         |
| DIABETES MELLITUS                                                                | 1,604                     | 2980            | 44.1       | OTRAS CAUSAS - OTHER CAUSES                                           | 807              | 3532            | 45.3       | NEUMONÍA E INFLUENZA<br>PNEUMONIA AND INFLUENZA                                  | 809                | 2611.6        | 43.6        |
| OTRAS CAUSAS - OTHER CAUSES                                                      |                           |                 |            |                                                                       |                  |                 |            |                                                                                  |                    |               |             |
| <b>85+ AÑOS - 85+ YEARS</b><br>TODAS LAS CAUSAS - ALL CAUSES                     | <b>6,387</b>              | <b>13282.5</b>  | <b>100</b> | <b>85+ AÑOS - 85+ YEARS</b><br>TODAS LAS CAUSAS - ALL CAUSES          | <b>2,806</b>     | <b>14619.9</b>  | <b>100</b> | <b>85+ AÑOS - 85+ YEARS</b><br>TODAS LAS CAUSAS - ALL CAUSES                     | <b>3,581</b>       | <b>12394</b>  | <b>100</b>  |

Tabla 43 - TASA DE MORTALIDAD Y DISTRIBUCIÓN PORCENTUAL PARA CAUSAS SELECTAS, POR EDAD Y SEXO  
 Table 43 - MORTALITY RATES AND PERCENT DISTRIBUTION FOR SELECTED CAUSES BY AGE AND SEX,  
 PUERTO RICO, 2000

| CAUSAS POR GRUPOS DE EDAD<br>CAUSES BY AGE GROUPS         | AMBOS SEXOS<br>BOTH SEXES |              |      | CAUSAS POR GRUPOS DE EDAD<br>CAUSES BY AGE GROUPS         | HOMBRES<br>MALES |              |      | CAUSAS POR GRUPOS DE EDAD<br>CAUSES BY AGE GROUPS         | MUJERES<br>FEMALES |              |      |
|-----------------------------------------------------------|---------------------------|--------------|------|-----------------------------------------------------------|------------------|--------------|------|-----------------------------------------------------------|--------------------|--------------|------|
|                                                           | Número<br>Number          | Tasa<br>Rate | %    |                                                           | Número<br>Number | Tasa<br>Rate | %    |                                                           | Número<br>Number   | Tasa<br>Rate | %    |
| ENFERMEDADES DEL CORAZÓN<br>HEART DISEASES                | 1,451                     | 3017.5       | 22.7 | ENFERMEDADES DEL CORAZÓN<br>HEART DISEASES                | 605              | 3152.2       | 21.6 | ENFERMEDADES DEL CORAZÓN<br>HEART DISEASES                | 846                | 2928         | 23.6 |
| NEUMONÍA E INFLUENZA<br>PNEUMONIA AND INFLUENZA           | 298                       | 619.7        | 4.7  | TUMORES MALIGNOS<br>MALIGNANT NEOPLASMS                   | 441              | 2297.7       | 15.7 | NEUMONÍA E INFLUENZA<br>PNEUMONIA AND INFLUENZA           | 159                | 550.3        | 4.4  |
| TUMORES MALIGNOS<br>MALIGNANT NEOPLASMS                   | 755                       | 1570.1       | 11.8 | NEUMONÍA E INFLUENZA<br>PNEUMONIA AND INFLUENZA           | 139              | 724.2        | 5    | ENF. CEREBROVASCULARES<br>CEREBROVASCULAR DISEASE         | 236                | 816.8        | 6.6  |
| ENF. CEREBROVASCULARES<br>CEREBROVASCULAR DISEASE         | 398                       | 827.7        | 6.2  | ENF. CEREBROVASCULARES<br>CEREBROVASCULAR DISEASE         | 162              | 844.1        | 5.8  | ARTERIOESCLEROSIS<br>ATHEROSCLEROSIS                      | 37                 | 128.1        | 1    |
| ARTERIOESCLEROSIS<br>ATHEROSCLEROSIS                      | 53                        | 110.2        | 0.8  | ARTERIOESCLEROSIS<br>ATHEROSCLEROSIS                      | 16               | 83.4         | 0.6  | TUMORES MALIGNOS<br>MALIGNANT NEOPLASMS                   | 314                | 1086.8       | 8.8  |
| OTRAS CAUSAS - OTHER CAUSES                               | 3,432                     | 7137.2       | 53.7 | OTRAS CAUSAS - OTHER CAUSES                               | 1,443            | 7518.4       | 51.4 | OTRAS CAUSAS - OTHER CAUSES                               | 1,989              | 6884         | 55.5 |
| EDAD SIN ESP.-AGE UNSPEC<br>TODAS LAS CAUSAS - ALL CAUSES | 45                        | -            | 100  | EDAD SIN ESP.-AGE UNSPEC<br>TODAS LAS CAUSAS - ALL CAUSES | 38               | -            | 100  | EDAD SIN ESP.-AGE UNSPEC<br>TODAS LAS CAUSAS - ALL CAUSES | 7                  | -            | 100  |
| ENFERMEDADES DEL CORAZÓN<br>HEART DISEASES                | 11                        | -            | 24.4 | ENFERMEDADES DEL CORAZÓN<br>HEART DISEASES                | 10               | -            | 26.3 | TODOS LOS ACCIDENTES<br>ALL ACCIDENTS                     | 3                  | -            | 42.9 |
| TODOS LOS ACCIDENTES<br>ALL ACCIDENTS                     | 12                        | -            | 26.7 | TODOS LOS ACCIDENTES<br>ALL ACCIDENTS                     | 9                | -            | 23.7 | ENF. DEL HÍGADO<br>LIVER DISEASES                         | -                  | -            | -    |
| ENF. DEL HÍGADO<br>LIVER DISEASES                         | 1                         | -            | 2.2  | ENF. DEL HÍGADO<br>LIVER DISEASES                         | 1                | -            | 2.6  | HOMICIDIOS E INT. LEGAL<br>HOMICIDES AND LEGAL INT        | -                  | -            | -    |
| HOMICIDIOS E INT. LEGAL<br>HOMICIDES AND LEGAL INT        | 8                         | -            | 17.8 | HOMICIDIOS E INT. LEGAL<br>HOMICIDES AND LEGAL INT        | 8                | -            | 21.1 | NEUMONÍA E INFLUENZA<br>PNEUMONIA AND INFLUENZA           | -                  | -            | -    |
| NEUMONÍA E INFLUENZA<br>PNEUMONIA AND INFLUENZA           | 2                         | -            | 4.4  | NEUMONÍA E INFLUENZA<br>PNEUMONIA AND INFLUENZA           | 2                | -            | 5.3  | OTRAS CAUSAS - OTHER CAUSES                               | 4                  | -            | 57.1 |
| OTRAS CAUSAS - OTHER CAUSES                               | 11                        | -            | 24.4 | OTRAS CAUSAS - OTHER CAUSES                               | 8                | -            | 21.1 |                                                           |                    |              |      |

NOTA: \* TASAS POR 100,000 HABITANTES POR GRUPOS DE EDAD - RATES PER 100,000 POPULATION FOR AGE GROUPS.

PORCIENTO DEL TOTAL DE MUERTES EN CADA GRUPO DE EDAD - PERCENT OF TOTAL DEATHS IN EACH AGE GROUP.

FUENTE: DEPARTAMENTO DE SALUD, SAPEESI, DIVISIÓN DE ESTADÍSTICAS, SAN JUAN, PR.

SOURCE: DEPARTMENT OF HEALTH, ASPESIS, DIVISION OF STATISTICS, SAN JUAN, PR.

Tabla 44 - TASAS DE MORTALIDAD GENERAL POR CAUSAS Y SEXO  
 Table 44 - GENERAL MORTALITY RATES BY CAUSES AND SEX  
 PUERTO RICO, 2000

| CAUSAS DE MUERTE - CAUSES OF DEATH                                                                                                           | TOTAL          |               | Hombres-Males  |               | Mujeres-Females |               |
|----------------------------------------------------------------------------------------------------------------------------------------------|----------------|---------------|----------------|---------------|-----------------|---------------|
|                                                                                                                                              | Núm.<br>Number | Tasa*<br>Rate | Núm.<br>Number | Tasa*<br>Rate | Núm.<br>Number  | Tasa*<br>Rate |
| TODAS LAS CAUSAS<br>ALL CAUSES                                                                                                               | 28,550         | 748           | 16,091         | 875.8         | 12,459          | 629.3         |
| CIERTAS ENFERMEDADES INFECCIOSAS Y PARASITARIAS<br>CERTAIN INFECTIOUS AND PARASITIC DISEASES A00-B99                                         | 1,484          | 38.9          | 923            | 50.2          | 561             | 28.3          |
| ENFERMEDADES INFECCIOSAS INTESTINALES<br>INTESTINAL INFECTIOUS DISEASES A00-A09                                                              | 25             | 0.7           | 13             | 0.7           | 12              | 0.6           |
| CÓLERA<br>CHOLERA A00                                                                                                                        | -              | -             | -              | -             | -               | -             |
| OTRAS INFECCIONES INTESTINALES<br>OTHER INTESTINAL INFECTIOUS DISEASES A01-A08                                                               | 13             | 0.3           | 5              | 0.3           | 8               | 0.4           |
| FIEBRE TIFOIDEA<br>TYPHOID FEVER A010                                                                                                        | -              | -             | -              | -             | -               | -             |
| FIEBRE PARATIFOIDEA Y OTRAS INFECCIONES INTESTINALES DEBIDAS A SAMONELLA<br>PARATYPHOID FEVERS AND OTHER SALMONELLA INFECTIONS A011,A014,A02 | 2              | 0.1           | 2              | 0.1           | -               | -             |
| SHIGELOSIS<br>SHIGELLOSIS A03                                                                                                                | -              | -             | -              | -             | -               | -             |
| OTRAS INTOXICACIONES ALIMENTARIAS BACTERIANAS<br>OTHER BACTERIAL FOOD-BORNE INTOXICATIONS A05                                                | -              | -             | -              | -             | -               | -             |
| AMEBIASIS<br>AMEBIASIS A06                                                                                                                   | 1              | -             | -              | -             | 1               | 0.1           |
| INFEC. INTESTINALES DEBIDAS A OTROS ORGANISMOS ESPECIFICADOS<br>INTESTINAL INFEC. DUE TO OTHER SPECIFIED ORGANISMS A04,A07-A08               | 10             | 0.3           | 3              | 0.2           | 7               | 0.4           |
| DIARREA Y GASTROENTERITIS DE PRESUNTO ORIGEN INFECCIOSO<br>DIARRHEA AND GASTROENTERITIS OF PRESUMED INFECTIOUS ORIGIN A09                    | 12             | 0.3           | 8              | 0.4           | 4               | 0.2           |
| TUBERCULOSIS<br>TUBERCULOSIS A16-A19                                                                                                         | 21             | 0.6           | 14             | 0.8           | 7               | 0.4           |
| TUBERCULOSIS RESPIRATORIA<br>RESPIRATORY TUBERCULOSIS A16                                                                                    | 19             | 0.5           | 12             | 0.7           | 7               | 0.4           |
| OTRAS TUBERCULOSIS<br>OTHER TUBERCULOSIS A17-A19                                                                                             | 2              | 0.1           | 2              | 0.1           | -               | -             |
| ZONOSIS Y OTRAS ENFERMEDADES BACTERIANAS<br>ZOOTIC AND OTHER BACTERIAL DISEASES A20-A49                                                      | 661            | 17.3          | 333            | 18.1          | 328             | 16.6          |
| PESTE<br>PLAGUE A20                                                                                                                          | -              | -             | -              | -             | -               | -             |
| BRUCELOSIS<br>BRUCELLOSIS A23                                                                                                                | -              | -             | -              | -             | -               | -             |
| TÉTANOS<br>TETANUS A33-A35                                                                                                                   | 2              | 0.1           | 1              | 0.1           | 1               | 0.1           |
| DIFTERIA<br>DIPHTHERIA A36                                                                                                                   | -              | -             | -              | -             | -               | -             |
| TOS FERINA (TOS CONVULSIVA)<br>WHOOPIING COUGH A37                                                                                           | 2              | 0.1           | 1              | 0.1           | 1               | 0.1           |

Tabla 44 - TASAS DE MORTALIDAD GENERAL POR CAUSAS Y SEXO  
 Table 44 - GENERAL MORTALITY RATES BY CAUSES AND SEX  
 PUERTO RICO, 2000

| CAUSAS DE MUERTE - CAUSES OF DEATH                                                                                                                                                 | TOTAL          |               | Hombres-Males  |               | Mujeres-Females |               |
|------------------------------------------------------------------------------------------------------------------------------------------------------------------------------------|----------------|---------------|----------------|---------------|-----------------|---------------|
|                                                                                                                                                                                    | Núm.<br>Number | Tasa*<br>Rate | Núm.<br>Number | Tasa*<br>Rate | Núm.<br>Number  | Tasa*<br>Rate |
| FIEBRE ESCARLATINA Y ERIPELAS<br>SCARLET FEVER AND ERYSIPELAS A38,A46                                                                                                              | -              |               | -              |               | -               |               |
| INFECCIONES MENINGOCÓCICAS<br>MENINGOCOCCAL INFECTION A39                                                                                                                          | 1              |               | 1              | 0.1           | -               |               |
| SEPTICEMIA<br>SEPTICAEMIA A40-A41                                                                                                                                                  | 601            | 15.7          | 297            | 16.2          | 304             | 15.4          |
| OTRAS ZONOSIS Y ENFERMEDADES BACTERIANAS<br>OTHER ZOOONOTIC AND BACTERIAL DISEASES A21-A22 A24-A32, A42-A44, A48-A49                                                               | 55             | 1.4           | 33             | 1.8           | 22              | 1.1           |
| INFECCIONES CON MODO DE TRANSMISIÓN PREDOMINANTEMENTE SEXUAL<br>INFECTIONS WITH A PREDOMINATELY SEXUALMODE OF TRANSMISSION A50-A64                                                 | 5              | 0.1           | 2              | 0.1           | 3               | 0.2           |
| SÍFILIS<br>SYPHILIS A50-A53                                                                                                                                                        | 5              | 0.1           | 2              | 0.1           | 3               | 0.2           |
| SIFILIS CARDIOVASCULAR<br>CARDIOVASCULAR SYPHILIS A520                                                                                                                             | -              |               | -              |               | -               |               |
| NEUROSIFILIS<br>NEUROSYPHILIS A521-A523                                                                                                                                            | 1              |               | 1              | 0.1           | -               |               |
| OTRAS SÍFILIS Y LAS NO ESPECIFICADAS<br>OTHER AND UNSPECIFIED SYPHILIS A50-A51, A527-A529,A53                                                                                      | 4              | 0.1           | 1              | 0.1           | 3               | 0.2           |
| INFECCIÓN GONOCÓCICA<br>GONOCOCCAL INFECTION A54                                                                                                                                   | -              |               | -              |               | -               |               |
| OTRAS INFECCIONES CON MODO DE TRANSMISIÓN PREDOMINANTEMENTE SEXUAL<br>OTHER INFECTIONS WITH A PREDOMINATELY SEXUAL MODE OF TRANSMISSION A55-A64                                    | -              |               | -              |               | -               |               |
| OTRAS INFECCIONES CAUSADAS POR ESPIROQUETAS, CLAMIDIAS Y RICKETTSIAS<br>OTHER INFECTIONS CAUSED BY SPIROCHETES, CHLAMYDIA OR RICKETTSIA A65-A79                                    | 1              |               | 1              | 0.1           | -               |               |
| ENFERMEDAD DE LYME<br>LYME DISEASE A692                                                                                                                                            | -              |               | -              |               | -               |               |
| FIEBRE DE TIFUS<br>TYPHUS FEVER A75                                                                                                                                                | -              |               | -              |               | -               |               |
| TODAS LAS OTRAS INFECCIONES CAUSADAS POR ESPIROQUETAS, CLAMIDIAS Y RICKETTSIAS<br>ALL OTHER INFECTIONS CAUSED BY SPIROCHETES,<br>CHLAMYDIA OR RICKETTSIA A65-A68,A691,A698-A699... | 1              |               | 1              | 0.1           | -               |               |
| ENFERMEDADES VIRALES<br>VIRAL DISEASE A80-B34                                                                                                                                      | 721            | 18.9          | 536            | 29.2          | 185             | 9.3           |
| POLIOMIELITIS AGUDA<br>ACUTE POLIOMYELITIS A80                                                                                                                                     | -              |               | -              |               | -               |               |
| RABIA<br>RABIES A82                                                                                                                                                                | -              |               | -              |               | -               |               |
| ARTHROPOD-BORNE VIRAL ENCEPHALITIS<br>ARTHROPOD-BORNE VIRAL ENCEPHALITIS A83-A84,A852                                                                                              | -              |               | -              |               | -               |               |
| FIEBRE AMARILLA<br>YELLOW FEVER A95                                                                                                                                                | -              |               | -              |               | -               |               |



Tabla 44 - TASAS DE MORTALIDAD GENERAL POR CAUSAS Y SEXO  
 Table 44 - GENERAL MORTALITY RATES BY CAUSES AND SEX  
 PUERTO RICO, 2000

| CAUSAS DE MUERTE - CAUSES OF DEATH                                                                                                                                                  | TOTAL          |               | Hombres-Males  |               | Mujeres-Females |               |
|-------------------------------------------------------------------------------------------------------------------------------------------------------------------------------------|----------------|---------------|----------------|---------------|-----------------|---------------|
|                                                                                                                                                                                     | Núm.<br>Number | Tasa*<br>Rate | Núm.<br>Number | Tasa*<br>Rate | Núm.<br>Number  | Tasa*<br>Rate |
| OTRAS FIEBRES VIRALES Y HEMORRÁGICAS TRANSMITIDAS<br>POR ARTRÓPODOS Y LAS NO ESPECIFICADAS<br>OTHER AND UNSPECIFIED ARTHROPOD-BORNE VIRAL AND<br>HEMORRHAGIC FEVERS A90-A94,A96-A99 | 1              |               | 1              | 0.1           | -               |               |
| INFECCIONES HERPÉTICAS (HERPES SIMPLEX)<br>HERPESVIRAL (HERPES SIMPLEX) INFECTIONS B00                                                                                              | 3              | 0.1           | 3              | 0.2           | -               |               |
| HERPES ZOSTER<br>ZOSTER (HERPES ZOSTER) B02                                                                                                                                         | 3              | 0.1           | 1              | 0.1           | 2               | 0.1           |
| VIRUELA<br>SMALLPOX B03                                                                                                                                                             | -              |               | -              |               | -               |               |
| SARAMPIÓN<br>MEASLES B05                                                                                                                                                            | 1              |               | 1              | 0.1           | -               |               |
| RUBEOLA (SARAMPIÓN ALEMÁN)<br>RUBELLA (GERMÁN MEASLES) B06                                                                                                                          | -              |               | -              |               | -               |               |
| HEPATITIS VIRAL<br>VIRAL HEPATITIS B15-B19                                                                                                                                          | 41             | 1.1           | 25             | 1.4           | 16              | 0.8           |
| ENFERMEDAD POR VIRUS DE INMUNODEFICIENCIA HUMANA (VIH)<br>HUMAN IMMUNODEFICIENCY VIRUS (HIV) DISEASE B20-B24                                                                        | 643            | 16.8          | 491            | 26.7          | 152             | 7.7           |
| (VIH) CON ENFERMEDADES INFECCIOSAS Y PARASITARIAS<br>(HIV) WITH INFECTIOUS AND PARASITIC DISEASE B20                                                                                | 292            | 7.7           | 220            | 12            | 72              | 3.6           |
| (VIH) CON TUMORES MALIGNOS<br>(HIV) WITH MALIGNANT NEOPLASMS B21                                                                                                                    | 9              | 0.2           | 7              | 0.4           | 2               | 0.1           |
| (VIH) CON OTRAS ENFERMEDADES INFECCIOSAS<br>(HIV) WITH OTHER SPECIFIED DISEASE B22                                                                                                  | 18             | 0.5           | 13             | 0.7           | 5               | 0.3           |
| (VIH) CON OTRAS CONDICIONES<br>(HIV) WITH OTHER CONDITIONS B23                                                                                                                      | 196            | 5.1           | 147            | 8             | 49              | 2.5           |
| ENFERMEDAD POR VIRUS DE INMUNODEFICIENCIA (VIH), SIN OTRA ESPECIFICACIÓN<br>UNSPECIFIED HUMAN IMMUNODEFICIENCY VIRUS (HIV) DISEASE B24                                              | 128            | 3.4           | 104            | 5.7           | 24              | 1.2           |
| TODAS LAS OTRAS ENFERMEDADES VIRALES Y LAS NO ESPECIFICADAS<br>ALL OTHER AND UNSPECIFIED VIRAL DISEASE A81,<br>A850-A851,A858,A86-A89,B01,B04,B07-B09,B25-B34                       | 29             | 0.8           | 14             | 0.8           | 15              | 0.8           |
| SECUELAS DE OTRAS ENFERMEDADES INFECCIOSAS Y PARASITARIAS Y LAS NO ESPECIF.<br>OTHER AND UNSPECIFIED INFECTIOUS AND PARASITIC DISEASE AND THEIR SEQUELAE B35-B99                    | 50             | 1.3           | 24             | 1.3           | 26              | 1.3           |
| MICOSIS<br>MYCOSES B35-B49                                                                                                                                                          | 28             | 0.7           | 15             | 0.8           | 13              | 0.7           |
| ENFERMEDADES DEBIDAS A PROTOZOARIOS<br>PROTOZOAL DISEASES B50-B64                                                                                                                   | 12             | 0.3           | 7              | 0.4           | 5               | 0.3           |
| PALUDISMO (MALARIA)<br>MALARIA B50-B54                                                                                                                                              | 1              |               | 1              | 0.1           | -               |               |
| LEISHMANIASIS<br>LEISHMANIASIS B55                                                                                                                                                  | -              |               | -              |               | -               |               |
| TRIPANOSOMIASIS<br>TRYPANOSOMIASIS B56-B57                                                                                                                                          | -              |               | -              |               | -               |               |
| NEUMOCISTOSIS<br>PNEUMOCYSTOSIS B59                                                                                                                                                 | 6              | 0.2           | 3              | 0.2           | 3               | 0.2           |

Tabla 44 - TASAS DE MORTALIDAD GENERAL POR CAUSAS Y SEXO  
Table 44 - GENERAL MORTALITY RATES BY CAUSES AND SEX  
PUERTO RICO, 2000

| CAUSAS DE MUERTE - CAUSES OF DEATH                                                                                                                                                                    | TOTAL          |               | Hombres-Males  |               | Mujeres-Females |               |
|-------------------------------------------------------------------------------------------------------------------------------------------------------------------------------------------------------|----------------|---------------|----------------|---------------|-----------------|---------------|
|                                                                                                                                                                                                       | Núm.<br>Number | Tasa*<br>Rate | Núm.<br>Number | Tasa*<br>Rate | Núm.<br>Number  | Tasa*<br>Rate |
| OTRAS ENFERMEDADES DEBIDAS A PROTOZOARIOS Y NO ESPECIFICADAS<br>OTHER AND UNSPECIFIED PROTOZOAL DISEASE B58, B60-B64                                                                                  | 5              | 0.1           | 3              | 0.2           | 2               | 0.1           |
| HELMINTIASIS<br>HELMINTHIASES B65-B83                                                                                                                                                                 | 4              | 0.1           | 1              | 0.1           | 3               | 0.2           |
| ESQUISTOSOMIASIS (BILHARZIASIS)<br>SCHISTOSOMIASIS (BILHARZIASIS) B65                                                                                                                                 | 4              | 0.1           | 1              | 0.1           | 3               | 0.2           |
| OTRAS HELMINTIASIS Y LAS NO ESPECIFICADAS<br>OTHER AND UNSPECIFIED HELMINTHIASES B66-B83                                                                                                              | -              | -             | -              | -             | -               | -             |
| SECUELAS DE TUBERCULOSIS<br>SEQUELAE OF TUBERCULOSIS B90                                                                                                                                              | -              | -             | -              | -             | -               | -             |
| SECUELAS DE POLIOMELITIS<br>SEQUELAE OF POLIOMYELITIS B91                                                                                                                                             | -              | -             | -              | -             | -               | -             |
| TODAS LAS OTRAS ENFERMEDADES INFECCIOSAS Y<br>PARASITARIAS Y LAS NO ESPECIFICADAS Y SUS SECUELAS<br>ALL OTHER AND UNSPECIFIED INFECTIOUS AND PARASITIC<br>DISEASE AND THEIR SEQUELAE B85-B89, B92-B99 | 6              | 0.2           | 1              | 0.1           | 5               | 0.3           |
| <b>TUMORES (NEOPLASIAS)<br/>NEOPLASMS C00-D48</b>                                                                                                                                                     | <b>4,845</b>   | <b>126.9</b>  | <b>2,754</b>   | <b>149.9</b>  | <b>2,091</b>    | <b>105.6</b>  |
| <b>TUMORES (NEOPLASIAS) MALIGNOS<br/>MALIGNANT NEOPLASMS C00-C97</b>                                                                                                                                  | <b>4,693</b>   | <b>123</b>    | <b>2,682</b>   | <b>146</b>    | <b>2,011</b>    | <b>101.6</b>  |
| TUMORES MALIGNOS DEL LABIO, CAVIDAD BUCAL Y DE LA FARINGE<br>LIP, ORAL CAVITY AND PHARYNX C00-C14                                                                                                     | 127            | 3.3           | 104            | 5.7           | 23              | 1.2           |
| TUMOR MALIGNO DE LABIO<br>OF LIP C00                                                                                                                                                                  | 1              | -             | -              | -             | 1               | 0.1           |
| TUMOR MALIGNO DE LENGUA<br>OF TONGUE C01-C02                                                                                                                                                          | 19             | 0.5           | 14             | 0.8           | 5               | 0.3           |
| TUMOR MALIGNO DE FARINGE<br>OF PHARYNX C10-C13, C140                                                                                                                                                  | 80             | 2.1           | 72             | 3.9           | 8               | 0.4           |
| TUMOR MALIGNO DE OTROS SITIOS Y DE LOS NO ESPEC. DEL LABIO, CAVIDAD BUCAL Y FARIN.<br>OTHER AND UNSPECIFIED SITES WITHIN THE LIP, ORAL CAVITY AND PHARYNX C03-C09, C142-C                             | 27             | 0.7           | 18             | 1             | 9               | 0.5           |
| TUMORES MALIGNOS DE LOS ÓRGANOS DIGESTIVO<br>MALIGNANT NEOPLASMS OF DIGESTIVE ORGANS C15-C26                                                                                                          | 1,490          | 39            | 857            | 46.6          | 633             | 32            |
| TUMOR MALIGNO DEL ESÓFAGO<br>OF ESOPHAGUS C15                                                                                                                                                         | 161            | 4.2           | 122            | 6.6           | 39              | 2             |
| TUMOR MALIGNO DEL ESTÓMAGO<br>OF STOMACH C16                                                                                                                                                          | 272            | 7.1           | 165            | 9             | 107             | 5.4           |
| TUMOR MALIGNO DEL INTESTINO DELGADO<br>OF SMALL INTESTINE C17                                                                                                                                         | 10             | 0.3           | 7              | 0.4           | 3               | 0.2           |
| COLON, RECTO Y ANO<br>COLON, RECTUM AND ANUS C18-C21                                                                                                                                                  | 490            | 12.8          | 255            | 13.9          | 235             | 11.9          |
| COLON<br>COLON C18                                                                                                                                                                                    | 448            | 11.7          | 232            | 12.6          | 216             | 10.9          |
| TUMOR MALIGNO DE LA UNIÓN RECTOSIGMOIDEA Y RECTO<br>RECTOSIGMOID JUNCTION AND RECTUM C19-C20                                                                                                          | 38             | 1             | 21             | 1.1           | 17              | 0.9           |
| TUMOR MALIGNO DEL ANO Y DEL CONDUCTO ANAL<br>ANUS AND ANAL CANAL C21                                                                                                                                  | 4              | 0.1           | 2              | 0.1           | 2               | 0.1           |
| TUMOR MALIGNO DEL HÍGADO Y DE LAS VÍAS BILIARES INTRAHEPATICAS<br>LIVER AND INTRAHEPATIC BILE DUCTS C22                                                                                               | 290            | 7.6           | 170            | 9.3           | 120             | 6.1           |

Tabla 44 - TASAS DE MORTALIDAD GENERAL POR CAUSAS Y SEXO  
Table 44 - GENERAL MORTALITY RATES BY CAUSES AND SEX  
PUERTO RICO, 2000

| CAUSAS DE MUERTE - CAUSES OF DEATH                                                                                                                                                   | TOTAL          |               | Hombres-Males  |               | Mujeres-Females |               |
|--------------------------------------------------------------------------------------------------------------------------------------------------------------------------------------|----------------|---------------|----------------|---------------|-----------------|---------------|
|                                                                                                                                                                                      | Núm.<br>Number | Tasa*<br>Rate | Núm.<br>Number | Tasa*<br>Rate | Núm.<br>Number  | Tasa*<br>Rate |
| TUMOR MALIGNO DEL HÍGADO<br>LIVER C220,C222-C229                                                                                                                                     | 268            | 7             | 155            | 8.4           | 113             | 5.7           |
| TUMOR MALIGNO DE VIA BILIAR INTRAHEPÁTICA<br>INTRAHEPATIC BILE DUCT CARCINOMA C221                                                                                                   | 22             | 0.6           | 15             | 0.8           | 7               | 0.4           |
| TUMOR MALIGNO DE LA VESÍCULA Y VÍAS BILIARES EXTRAHEPÁTICAS<br>GALLBLADDER AND EXTRAHEPATIC BILE DUCTS C23-C24                                                                       | 26             | 0.7           | 9              | 0.5           | 17              | 0.9           |
| TUMOR MALIGNO DEL PÁNCREAS<br>PÁNCREAS C25                                                                                                                                           | 186            | 4.9           | 97             | 5.3           | 89              | 4.5           |
| TUMOR MALIGNO DE OTROS SITIOS Y DE LOS MAL DEFINIDOS DE LOS ÓRGANOS DIGESTIVOS<br>OTHER AND ILL-DEFINED DIGESTIVE ORGANS C26                                                         | 55             | 1.4           | 32             | 1.7           | 23              | 1.2           |
| TUMORES MALIGNOS DE LOS ÓRGANOS RESPIRATORIOS E INTRATORÁVICOS<br>MALIGNANT NEOPLASM RESPIRATORY AND INTRATHORACIC ORGANS C30-C39                                                    | 713            | 18.7          | 488            | 26.6          | 225             | 11.4          |
| TUMOR DE LAS FOSAS NASALES, OÍDO MEDIO Y SENOS PARANASALES<br>NASAL CAVITY, MIDDLE EAR AND ACCESSORY SINUSES C30-C31                                                                 | 1              |               | 1              | 0.1           | -               |               |
| LARINGE<br>LARYNX C32                                                                                                                                                                | 97             | 2.5           | 79             | 4.3           | 18              | 0.9           |
| TRÁQUEA, BRONQUIOS Y DEL PULMÓN<br>TRACHEA, BRONCHUS AND LUNG C33-C34                                                                                                                | 607            | 15.9          | 400            | 21.8          | 207             | 10.5          |
| TIMO, CORAZÓN, MEDIASTINO Y DE LA PLEURA<br>THYMUS, HEART, MEDIASTINUM AND PLEURA C37-C38                                                                                            | 4              | 0.1           | 4              | 0.2           | -               |               |
| OTROS SITIOS Y DE LOS MAL DEFINIDOS DEL SISTEMA<br>RESPIRATORIO Y DE LOS ÓRGANOS INTRATORÁVICOS<br>OTHER AND ILL-DEFINED SITES IN RESPIRATORY SYSTEM<br>AND INTRATHORACIC ORGANS C39 | 4              | 0.1           | 4              | 0.2           | -               |               |
| TUMORES MALIGNOS DE LOS HUESOS Y DE LOS CARTILAJES ARTICULARES<br>BONE AND ARTICULAR CARTILAGE C40-C41                                                                               | 41             | 1.1           | 25             | 1.4           | 16              | 0.8           |
| MELANOMA Y OTROS TUMORES MALIGNOS DE LA PIEL<br>MELANOMA AND OTHER MALIGNANT NEOPLASMS OF SKIN C43-C44                                                                               | 44             | 1.2           | 19             | 1             | 25              | 1.3           |
| MELANOMA MALIGNO DE LA PIEL<br>MALIGNANT MELANOMA OF SKIN C43                                                                                                                        | 18             | 0.5           | 8              | 0.4           | 10              | 0.5           |
| OTROS TUMORES MALIGNOS DE LA PIEL<br>OTHER MALIGNANT NEOPLASMS OF SKIN C44                                                                                                           | 26             | 0.7           | 11             | 0.6           | 15              | 0.8           |
| TUMORES MALIGNOS DE LOS TEJIDOS MESOTELIALES Y DE LOS TEJIDOS BLANDOS<br>MESOTHELIAL AND SOFT TISSUE C45-C49                                                                         | 34             | 0.9           | 19             | 1             | 15              | 0.8           |
| MESOTELIOMA<br>MESOTHELIOMA C45                                                                                                                                                      | 5              | 0.1           | 3              | 0.2           | 2               | 0.1           |
| SARCOMA DE KAPOSI<br>KAPOSI'S SARCOMA C46                                                                                                                                            | 1              |               | 1              | 0.1           | -               |               |
| TUMOR MALIGNO DE OTROS TEJIDOS MESOTELIALES Y DE TEJIDOS BLANDOS<br>OTHER MESOTHELIAL AND SOFT TISSUE C47-C49                                                                        | 28             | 0.7           | 15             | 0.8           | 13              | 0.7           |
| TUMOR MALIGNO DE LA MAMA<br>MALIGNANT NEOPLASM OF BREAST C50                                                                                                                         | 302            | 7.9           | 3              | 0.2           | 299             | 15.1          |
| TUMORES MALIGNOS DE ÓRGANOS GENITALES FEMENINOS<br>MALIGNANT NEOPLASMS OF FEMALE GENITAL ORGANS C51-C58                                                                              | 195            | 5.1           | -              |               | 195             | 9.9           |

Tabla 44 - TASAS DE MORTALIDAD GENERAL POR CAUSAS Y SEXO  
 Table 44 - GENERAL MORTALITY RATES BY CAUSES AND SEX  
 PUERTO RICO, 2000

| CAUSAS DE MUERTE - CAUSES OF DEATH                                                                                                                                             | TOTAL          |               | Hombres-Males  |               | Mujeres-Females |               |
|--------------------------------------------------------------------------------------------------------------------------------------------------------------------------------|----------------|---------------|----------------|---------------|-----------------|---------------|
|                                                                                                                                                                                | Núm.<br>Number | Tasa*<br>Rate | Núm.<br>Number | Tasa*<br>Rate | Núm.<br>Number  | Tasa*<br>Rate |
| TUMOR MALIGNO DE LA VULVA Y VAGINA<br>VULVA AND VAGINA C51-C52                                                                                                                 | 17             | 0.4           | -              | -             | 17              | 0.9           |
| TUMOR MALIGNO DEL CUELLO DEL ÚTERO<br>CERVIX UTERI C53                                                                                                                         | 51             | 1.3           | -              | -             | 51              | 2.6           |
| TUMOR MALIGNO DEL CUERPO DEL ÚTERO Y PARTE NO ESPECIFICADA DEL ÚTERO<br>CORPUS UTERI AND UTERUS, PART UNSPECIFIED C54-C55                                                      | 50             | 1.3           | -              | -             | 50              | 2.5           |
| TUMOR MALIGNO DEL OVARIO<br>OVARY C56                                                                                                                                          | 66             | 1.7           | -              | -             | 66              | 3.3           |
| TUMOR MALIGNO DE OTROS ÓRGANOS GENITALES FEMENINOS<br>Y DE LOS NO ESPECIFICADOS<br>OTHER AND UNSPECIFIED FEMALE GENITAL ORGANS C57                                             | 11             | 0.3           | -              | -             | 11              | 0.6           |
| TUMOR MALIGNO DE LA PLACENTA<br>PLACENTA C58                                                                                                                                   | -              | -             | -              | -             | -               | -             |
| TUMORES MALIGNOS DE ÓRGANOS GENITALES MASCULINOS<br>MALIGNANT NEOPLASMS OF MALE GENITAL ORGANS C60-C63                                                                         | 512            | 13.4          | 512            | 27.9          | -               | -             |
| TUMOR MALIGNO DE LA PRÓSTATA<br>PROSTATE C61                                                                                                                                   | 487            | 12.8          | 487            | 26.5          | -               | -             |
| TUMOR MALIGNO DEL TESTÍCULO<br>TESTIS C62                                                                                                                                      | 5              | 0.1           | 5              | 0.3           | -               | -             |
| TUMOR MALIGNO DEL PENE Y OTROS ÓRGANOS GENITALES<br>MASCULINOS Y LOS NO ESPECIFICADOS<br>PENIS AND OTHER AND UNSPECIFIED MALE GENITAL ORGANS C60,C63                           | 20             | 0.5           | 20             | 1.1           | -               | -             |
| TUMORES MALIGNOS DE LAS VÍAS URINARIAS<br>MALIGNANT NEOPLASMS OF URINARY TRACT C64-C68                                                                                         | 152            | 4             | 93             | 5.1           | 59              | 3             |
| TUMOR MALIGNO DEL RIÑÓN Y DE LA PELVIS RENAL<br>KIDNEY AND RENAL PELVIS C64-C65                                                                                                | 60             | 1.6           | 36             | 2             | 24              | 1.2           |
| TUMOR MALIGNO DE LA VEJIGA URINARIA<br>BLADDER C67                                                                                                                             | 87             | 2.3           | 56             | 3             | 31              | 1.6           |
| TUMOR MALIGNO DE OTROS ÓRGANOS URINARIOS Y DE LOS NO ESPECIFICADOS<br>OTHER AND UNSPECIFIED SITES WITHIN THE URINARY TRACT C66,C68                                             | 5              | 0.1           | 1              | 0.1           | 4               | 0.2           |
| TUMOR MALIGNO DEL OJOS Y SUS ANEXOS<br>MALIGNANT NEOPLASM OF EYE AND ADNEXA C69                                                                                                | -              | -             | -              | -             | -               | -             |
| TUMORES MALIGNOS DE MENINGES, ENCÉFALO Y DE OTRAS PARTES DEL SISTEMA NER. CENT.<br>MALIGNANT NEOPLASMS OF MENINGES, BRAIN AND OTHER<br>PARTS OF CENTRAL NERVOUS SYSTEM C70-C72 | 81             | 2.1           | 43             | 2.3           | 38              | 1.9           |
| TUMOR MALIGNO DEL ENCÉFALO<br>BRAIN C71                                                                                                                                        | 79             | 2.1           | 42             | 2.3           | 37              | 1.9           |
| TUMOR MALIGNO DE OTRAS PARTES DEL SISTEMA NERVIOSO CENTRAL<br>OTHER PARTS OF CENTRAL NERVOUS SYSTEM C70,C72                                                                    | 2              | 0.1           | 1              | 0.1           | 1               | 0.1           |
| TUMORES MALIGNOS DE LA GLÁNDULA TIROIDES Y DE OTRAS GLÁNDULAS ENDOCRINAS<br>MALIGNANT NEOPLASMS OF THYROID AND OTHER ENDOCRINE GLANDS C73-C75                                  | 25             | 0.7           | 11             | 0.6           | 14              | 0.7           |
| OTROS TUMORES MALIGNOS DE OTROS SITIOS Y LOS NO ESPECIFICADOS<br>OTHER MALIGNANT NEOPLASMS OF OTHER AND UNSPECIFIED SITES C76-C80,C97                                          | 526            | 13.8          | 261            | 14.2          | 265             | 13.4          |
| TUMORES MALIGNOS DEL TEJIDO LINFÁTICO, DE ÓRGANOS HEMATOPOYÉTICOS Y TEJ. AFINES<br>MALIGNANT NEOPLASMS OF LYMPHOID, HEMATOPOIETIC AND RELATED TISSUE C81-C86                   | 451            | 11.8          | 247            | 13.4          | 204             | 10.3          |

Tabla 44 - TASAS DE MORTALIDAD GENERAL POR CAUSAS Y SEXO  
 Table 44 - GENERAL MORTALITY RATES BY CAUSES AND SEX  
 PUERTO RICO, 2000

| CAUSAS DE MUERTE - CAUSES OF DEATH                                                                                                                                                  | TOTAL          |               | Hombres-Males  |               | Mujeres-Females |               |
|-------------------------------------------------------------------------------------------------------------------------------------------------------------------------------------|----------------|---------------|----------------|---------------|-----------------|---------------|
|                                                                                                                                                                                     | Núm.<br>Number | Tasa*<br>Rate | Núm.<br>Number | Tasa*<br>Rate | Núm.<br>Number  | Tasa*<br>Rate |
| ENFERMEDAD DE HODGKIN<br>HODGKIN'S DISEASE C81                                                                                                                                      | 20             | 0.5           | 13             | 0.7           | 7               | 0.4           |
| OTROS TUMORES MALIGNOS DEL TEJIDO LINFÁTICO, DE<br>ÓRGANOS HEMATOPOYÉTICOS Y TEJIDOS AFINES<br>OF OTHER LYMPHOID, HEMATOPOIETIC AND RELATED TISSUE C82-C85,C96                      | 144            | 3.8           | 81             | 4.4           | 63              | 3.2           |
| LINFOMA NO-HODGKIN<br>NON-HODGKIN'S LYMPHOMA C82-C85                                                                                                                                | 141            | 3.7           | 81             | 4.4           | 60              | 3             |
| OTROS TUMORES MALIGNOS DEL TEIDO LINFÁTICO, DE LOS<br>ÓRGANOS HEMATOPOYÉTICOS,TEJIDOS AFINES Y NO ESPEC.<br>OF OTHER AND UNSPECIFIED LYMPHOID, HEMATOPOIETIC AND RELATED TISSUE C96 | 3              | 0.1           | -              | -             | 3               | 0.2           |
| ENFERMEDADES INMUNOPROLIFERATIVAS MALIGNAS<br>MALIGNANT IMMUNOPROLIFERATIVE DISEASES C88                                                                                            | 1              | -             | 1              | 0.1           | -               | -             |
| MIELONA MULTIPLE Y TUMORES MALIGNOS DE CÉLULAS PLASMÁTICAS<br>MULTIPLE MYELOMA AND MALIGNANT PLASMA CELL NEOPLASMS C90                                                              | 103            | 2.7           | 54             | 2.9           | 49              | 2.5           |
| LEUCEMIA<br>LEUKEMIA C91-C95                                                                                                                                                        | 183            | 4.8           | 98             | 5.3           | 85              | 4.3           |
| LEUCEMIA LINFOIDE<br>LYMPHOID LEUKEMIA C91                                                                                                                                          | 44             | 1.2           | 28             | 1.5           | 16              | 0.8           |
| LEUCEMIA MIELOIDE<br>MYELOID LEUKEMIA C92                                                                                                                                           | 64             | 1.7           | 35             | 1.9           | 29              | 1.5           |
| LEUCEMIA MONOCITICA<br>MONOCYTIC LEUKEMIA C93                                                                                                                                       | -              | -             | -              | -             | -               | -             |
| OTRAS LEUCEMIAS Y LAS NO ESPECIFICADAS<br>OTHER AND UNSPECIFIED LEUKEMIA C94-C95                                                                                                    | 75             | 2             | 35             | 1.9           | 40              | 2             |
| TUMORES (NEOPLASIAS) IN SITU<br>IN SITU NEOPLASMS D00-D09                                                                                                                           | 4              | 0.1           | 2              | 0.1           | 2               | 0.1           |
| CARCINOMA IN SITU DE MAMA Y SISTEMA GENITOURINARIO<br>CARCINOMA IN SITU OF BREAST AND GENITOURINARY SYSTEM D05-D07                                                                  | 1              | -             | -              | -             | 1               | 0.1           |
| CARCINOMA IN SITU DE OTROS SITIOS Y NO ESPECIFICADO<br>CARCINOMA IN SITU OF OTHER AND UNSPECIFIED SITES D00-D04,D09                                                                 | 3              | 0.1           | 2              | 0.1           | 1               | 0.1           |
| TUMORES (NEOPLASIAS) BENIGNOS<br>BENIGN NEOPLASMS D10-D36                                                                                                                           | 13             | 0.3           | 8              | 0.4           | 5               | 0.3           |
| DE ÓRGANOS GENITALES FEMENINO<br>OF FEMALE GENITAL ORGANS D25-D28                                                                                                                   | 1              | -             | -              | -             | 1               | 0.1           |
| DEL OJO, ENCÉFALO Y DE OTRAS PARTES DEL SISTEMA NERVIOSO CENTRAL<br>OF EYE, BRAIN AND OTHER PARTS OF CENTRAL NERVOUS SYSTEM D31-D33                                                 | 3              | 0.1           | 3              | 0.2           | -               | -             |
| DE OTROS SITIOS Y LOS NO ESPECIFICADOS<br>OF OTHER AND UNSPECIFIED SITES D10-D24 D29-D30,D34-D36                                                                                    | 9              | 0.2           | 5              | 0.3           | 4               | 0.2           |
| TUMORES (NEOPLASIA) DE COMPORTAMIENTO INCIERTO O<br>DESCONOCIDO DE SITIOS ESPECIFICOS<br>NEOPLASMS OF UNCERTAIN OR UNKNOWN BEHAVIOR OF SPECIFIED SITES D37-D47                      | 102            | 2.7           | 47             | 2.6           | 55              | 2.8           |
| TUMORES DE COMPORTAMIENTO INCIERTO O DESCONOCIDO<br>DE OTROS SITIOS Y DE LOS NO ESPECIFICADOS<br>NEOPLASM OF UNCERTAIN OR UNKNOWN BEHAVIOR OF UNSPECIFIED SITES D48                 | 33             | 0.9           | 15             | 0.8           | 18              | 0.9           |
| ENFERMEDADES DE LA SANGRE Y DE LOS ÓRGANOS HEMATOPOYÉTICOS Y<br>CIERTOS TRASTORNOS QUE AFECTAN EL MECANISMO DE INMUNIDAD                                                            |                |               |                |               |                 |               |

Tabla 44 - TASAS DE MORTALIDAD GENERAL POR CAUSAS Y SEXO  
 Table 44 - GENERAL MORTALITY RATES BY CAUSES AND SEX  
 PUERTO RICO, 2000

| CAUSAS DE MUERTE - CAUSES OF DEATH                                                                         | TOTAL          |               | Hombres-Males  |               | Mujeres-Females |               |
|------------------------------------------------------------------------------------------------------------|----------------|---------------|----------------|---------------|-----------------|---------------|
|                                                                                                            | Núm.<br>Number | Tasa*<br>Rate | Núm.<br>Number | Tasa*<br>Rate | Núm.<br>Number  | Tasa*<br>Rate |
| <b>DISEASES OF THE BLOOD AND BLOOD-FORMING ORGANS AND CERTAIN DISORDERS INVOLVING THE IMMUNE MECHANISM</b> | <b>345</b>     | <b>9</b>      | <b>169</b>     | <b>9.2</b>    | <b>176</b>      | <b>8.9</b>    |
| ANEMIAS                                                                                                    |                |               |                |               |                 |               |
| ANEMIAS D50-D64                                                                                            | 206            | 5.4           | 95             | 5.2           | 111             | 5.6           |
| ANEMIAS NUTRICIONALES                                                                                      |                |               |                |               |                 |               |
| NUTRITIONAL ANEMIAS D50-D53                                                                                | 17             | 0.4           | 7              | 0.4           | 10              | 0.5           |
| ANEMIAS HEMOLÍTICAS                                                                                        |                |               |                |               |                 |               |
| HEMOLYTIC ANEMIAS D55-D59                                                                                  | 9              | 0.2           | 5              | 0.3           | 4               | 0.2           |
| ANEMIAS APLÁSTICAS                                                                                         |                |               |                |               |                 |               |
| APLASTIC ANEMIAS D60-D61                                                                                   | 40             | 1             | 20             | 1.1           | 20              | 1             |
| POSTHEMORRÁGICA AGUDA Y OTRAS ANEMIAS                                                                      |                |               |                |               |                 |               |
| ACUTE POSTHEMORRHAGIC AND OTHER ANEMIAS D62,D64                                                            | 140            | 3.7           | 63             | 3.4           | 77              | 3.9           |
| DEFECTOS DE LA COAGULACIÓN, PÚRPURA Y OTRAS AFECCIONES HEMORRÁGICAS                                        |                |               |                |               |                 |               |
| COAGULATION DEFECTS, PURPURA AND OTHER HEMORRHAGIC CONDITIONS D65-D69                                      | 113            | 3             | 64             | 3.5           | 49              | 2.5           |
| OTRAS ENFERMEDADES DE LA SANGRE Y DE LOS ÓRGANOS HEMATOPOYÉTICOS                                           |                |               |                |               |                 |               |
| OTHER DISEASES OF BLOOD AND BLOOD-FORMING ORGANS D70-D76                                                   | 8              | 0.2           | 2              | 0.1           | 6               | 0.3           |
| CIERTOS TRASTORNOS QUE AFECTAN EL MECANISMO DE INMUNIDAD                                                   |                |               |                |               |                 |               |
| CERTAIN DISORDERS INVOLVING THE IMMUNE MECHANISM D80-D89                                                   | 18             | 0.5           | 8              | 0.4           | 10              | 0.5           |
| <b>ENFERMEDADES ENDOCRINAS, NUTRICIONALES Y METABÓLICA</b>                                                 | <b>2,803</b>   | <b>73.4</b>   | <b>1,322</b>   | <b>72</b>     | <b>1,481</b>    | <b>74.8</b>   |
| ENFERMEDADES ENDOCRINAS                                                                                    |                |               |                |               |                 |               |
| ENDOCRINE DISEASES E00-E34                                                                                 | 2,334          | 61.1          | 1,079          | 58.7          | 1,255           | 63.4          |
| TRASTORNOS DE LA GLÁNDULA TIROIDES                                                                         |                |               |                |               |                 |               |
| DISORDERS OF THYROID GLAND E00-E07                                                                         | 37             | 1             | 8              | 0.4           | 29              | 1.5           |
| DIABETES                                                                                                   |                |               |                |               |                 |               |
| DIABETES MELLITUS E10-E14                                                                                  | 2,273          | 59.6          | 1,061          | 57.8          | 1,212           | 61.2          |
| TRASTORNOS DE LA GLÁNDULA HIPOFISIS                                                                        |                |               |                |               |                 |               |
| DISORDERS OF PITUITARY GLAND E22-E23                                                                       | 3              | 0.1           | 2              | 0.1           | 1               | 0.1           |
| TRASTORNOS DE LA GLÁNDULA SUPRARRENAL                                                                      |                |               |                |               |                 |               |
| DISORDERS OF ADRENAL GLANDS E24-E27                                                                        | 7              | 0.2           | 1              | 0.1           | 6               | 0.3           |
| ENFERMEDAD DE TYMUS                                                                                        |                |               |                |               |                 |               |
| DISEASES OF THYMUS E32-E329                                                                                | 1              |               | -              |               | 1               | 0.1           |
| OTROS TRASTORNOS ENDOCRINOS                                                                                |                |               |                |               |                 |               |
| OTHER ENDOCRINE DISEASES E15-E21E28-E31, E34                                                               | 13             | 0.3           | 7              | 0.4           | 6               | 0.3           |
| ENFERMEDADES NUTRICIONALES                                                                                 |                |               |                |               |                 |               |
| NUTRITIONAL DISEASES E40-E68                                                                               | 77             | 2             | 46             | 2.5           | 31              | 1.6           |
| DESNUTRICIÓN                                                                                               |                |               |                |               |                 |               |
| MALNUTRITION E40-E46                                                                                       | 50             | 1.3           | 34             | 1.9           | 16              | 0.8           |
| MARASMO NUTRICIONAL                                                                                        |                |               |                |               |                 |               |
| NUTRITIONAL MARASMUS E41                                                                                   | 1              |               | 1              | 0.1           | -               |               |
| OTRAS Y NO ESPECIFICADAS DESNUTRICIONES                                                                    |                |               |                |               |                 |               |
| OTHER AND UNSPECIFIED MALNUTRITION E40,E42-E46                                                             | 49             | 1.3           | 33             | 1.8           | 16              | 0.8           |

Tabla 44 - TASAS DE MORTALIDAD GENERAL POR CAUSAS Y SEXO  
 Table 44 - GENERAL MORTALITY RATES BY CAUSES AND SEX  
 PUERTO RICO, 2000

| CAUSAS DE MUERTE - CAUSES OF DEATH                                                                                                                                                        | TOTAL          |               | Hombres-Males  |               | Mujeres-Females |               |
|-------------------------------------------------------------------------------------------------------------------------------------------------------------------------------------------|----------------|---------------|----------------|---------------|-----------------|---------------|
|                                                                                                                                                                                           | Núm.<br>Number | Tasa'<br>Rate | Núm.<br>Number | Tasa'<br>Rate | Núm.<br>Number  | Tasa'<br>Rate |
| OTRAS DEFICIENCIAS NUTRICIONALES<br>OTHER NUTRITIONAL DEFICIENCIES E50-E64                                                                                                                | 3              | 0.1           | -              |               | -3              | 0.2           |
| OBESIDAD Y OTROS TIPOS DE HIPERALIMENTACIÓN<br>OBESITY AND OTHER HYPERALIMENTATION E65-E68                                                                                                | 24             | 0.6           | 12             | 0.7           | 12              | 0.6           |
| TRASTORNOS METABÓLICOS<br>METABOLIC DISORDERS E70-E88                                                                                                                                     | 392            | 10.3          | 197            | 10.7          | 195             | 9.9           |
| FIBROSIS QUÍSTICA<br>CYSTIC FIBROSIS E84                                                                                                                                                  | -              |               | -              |               | -               |               |
| DEPLECIÓN DE VOLUMEN, TRASTORNOS DE LOS LIQUIDOS, DE<br>LOS ELECTROLITOS Y DEL EQUILIBRIO ÁCIDO-BÁSICO<br>VOLUME DEPLETION, DISORDERS OF FLUID, ELECTROLYTE AND ACID-BASE BALANCE E86-E87 | 308            | 8.1           | 152            | 8.3           | 156             | 7.9           |
| OTROS TRASTORNOS METABÓLICOS<br>OTHER METABOLIC DISORDERS E70-E83 E85, E88                                                                                                                | 84             | 2.2           | 45             | 2.4           | 39              | 2             |
| <b>TRASTORNOS MENTALES Y DEL COMPORTAMIENTO<br/>MENTAL AND BEHAVIORAL DISORDERS F01-F99</b>                                                                                               | <b>424</b>     | <b>11.1</b>   | <b>349</b>     | <b>19</b>     | <b>75</b>       | <b>3.8</b>    |
| DEMENCIA ORGÁNICA<br>ORGANIC DEMENTIA F01,F03                                                                                                                                             | 31             | 0.8           | 11             | 0.6           | 20              | 1             |
| OTROS Y LOS NO ESPECIFICADOS TRASTORNOS MENTALES ORGÁNICOS<br>OTHER AND UNSPECIFIED ORGANIC MENTAL DISORDERS F04-F09                                                                      | 10             | 0.3           | 6              | 0.3           | 4               | 0.2           |
| TRASTORNOS MENTALES Y DEL COMPORTAMIENTO DEBIDO AL<br>USO DE SUSTANCIAS PSICOACTIVAS<br>MENTAL AND BEHAVIORAL DISORDER DUE TO PSYCHOACTIVE SUBSTANCE USE F10-F19                          | 357            | 9.4           | 319            | 17.4          | 38              | 1.9           |
| TRASTORNOS MENTALES Y DEL COMPORTAMIENTO DEBIDO AL USO DE ALCOHOL<br>MENTAL AND BEHAVIORAL DISORDERS DUE TO USE OF ALCOHOL F10                                                            | 295            | 7.7           | 270            | 14.7          | 25              | 1.3           |
| TRASTORNOS MENTALES Y DEL COMPORTAMIENTO DEBIDO AL<br>USO DE OTRAS SUSTANCIAS PSICOACTIVAS<br>MENTAL AND BEHAVIORAL DISORDERS DUE TO OTHER<br>PSYCHOACTIVE SUBSTANCE USE F11-F19          | 62             | 1.6           | 49             | 2.7           | 13              | 0.7           |
| ESQUIZOFRENIA, TRASTORNOS ESQUIZOTÍPICOS Y TRASTORNOS DELIRANTES<br>SCHIZOPHRENIA, SCHIZOTYPAL AND DELUSIONAL DISORDERS F20-F29                                                           | 7              | 0.2           | 2              | 0.1           | 5               | 0.3           |
| TRASTORNOS DEL HUMOR (AFECTIVOS)<br>MOOD (AFFECTIVE) DISORDERS F30-F39                                                                                                                    | 2              | 0.1           | 1              | 0.1           | 1               | 0.1           |
| TRASTORNOS NEURÓTICOS, TRASTORNOS RELACIONADOS CON EL STRESS<br>NEUROTIC, STRESS-RELATED AND SOMATOFORM DISORDERS F40-F48                                                                 | 1              |               | 1              | 0.1           | -               |               |
| RETRASO MENTAL<br>MENTAL RETARDATION F70-F79                                                                                                                                              | 7              | 0.2           | 3              | 0.2           | 4               | 0.2           |
| OTROS Y LOS NO ESPECIFICADOS TRASTORNOS MENTALES Y<br>DEL COMPORTAMIENTO<br>OTHER AND UNSPECIFIED MENTAL AND BEHAVIORAL<br>DISORDERS F50-F69, F80-F99                                     | 9              | 0.2           | 6              | 0.3           | 3               | 0.2           |
| <b>ENFERMEDADES DEL SISTEMA NERVIOSO<br/>DISEASES OF THE NERVOUS SYSTEM G00-G98</b>                                                                                                       | <b>1,162</b>   | <b>30.4</b>   | <b>569</b>     | <b>31</b>     | <b>593</b>      | <b>30</b>     |
| MENINGITIS<br>MENINGITIS G00,G03                                                                                                                                                          | 10             | 0.3           | 6              | 0.3           | 4               | 0.2           |

Tabla 44 - TASAS DE MORTALIDAD GENERAL POR CAUSAS Y SEXO  
 Table 44 - GENERAL MORTALITY RATES BY CAUSES AND SEX  
 PUERTO RICO, 2000

| CAUSAS DE MUERTE - CAUSES OF DEATH                                                                                                          | TOTAL          |               | Hombres-Males  |               | Mujeres-Females |               |
|---------------------------------------------------------------------------------------------------------------------------------------------|----------------|---------------|----------------|---------------|-----------------|---------------|
|                                                                                                                                             | Núm.<br>Number | Tasa*<br>Rate | Núm.<br>Number | Tasa*<br>Rate | Núm.<br>Number  | Tasa*<br>Rate |
| OTRAS ENFERMEDADES INFLAMATORIAS DEL SISTEMA NERVIOSO CENTRAL<br>OTHER INFLAMMATORY DISEASES OF CENTRAL NERVOUS SYSTEM G04-G09              | 10             | 0.3           | 8              | 0.4           | 2               | 0.1           |
| ENFERMEDAD DE PARKINSON<br>PARKINSON'S DISEASE G20-G21                                                                                      | 97             | 2.5           | 57             | 3.1           | 40              | 2             |
| ENFERMEDAD DE ALZHEIMER<br>ALZHEIMER'S DISEASE G30                                                                                          | 709            | 18.6          | 302            | 16.4          | 407             | 20.6          |
| ESCLEROSIS MÚLTIPLE<br>MULTIPLE SCLEROSIS G35                                                                                               | 13             | 0.3           | 6              | 0.3           | 7               | 0.4           |
| EPILEPSIA<br>EPILEPSY G49-G41                                                                                                               | 83             | 2.2           | 52             | 2.8           | 31              | 1.6           |
| ATAQUES DE ISQUEMIA CEREBRAL TRANSITORIA Y SÍNDROMES AFINES<br>TRANSIENT CEREBRAL ISCHEMIC ATTACKS AND RELATED SYNDROMES G45                | 4              | 0.1           | 2              | 0.1           | 2               | 0.1           |
| PARÁLISIS CEREBRAL INFANTIL<br>INFANTILE CEREBRAL PALSY G80                                                                                 | 23             | 0.6           | 15             | 0.8           | 8               | 0.4           |
| OTRAS ENFERMEDADES DEL SISTEMA NERVIOSO<br>ALL OTHER DISEASE OF NERVOUS SYSTEM G10,G12,<br>G23-G25, G31, G36-G37, G43-G44, G47-G72, G81-G98 | 213            | 5.6           | 121            | 6.6           | 92              | 4.6           |
| ENFERMEDADES DEL OJO Y SUS ANEXOS<br>DISEASE OF THE EYE AND ADNEXA H00-H57                                                                  | 4              | 0.1           | 2              | 0.1           | 2               | 0.1           |
| ENFERMEDADES DEL OÍDO Y DE LA APOFISIS MASTOIDES<br>DISEASES OF THE EAR AND MASTOID PROCESS H60-H93                                         | 6              | 0.2           | 4              | 0.2           | 2               | 0.1           |
| ENFERMEDADES DEL SISTEMA CIRCULATORIO<br>DISEASES OF THE CIRCULATORY SYSTEM I00-I99                                                         | 8,352          | 218.8         | 4,374          | 238.1         | 3,978           | 200.9         |
| FIEBRE REUMÁTICA AGUDA Y ENFERMEDADES CARDÍACAS REUMÁTICAS CRÓNICAS<br>ACUTE RHEUMATIC FEVER AND CHRONIC RHEUMATIC HEART DISEASES I00-I09   | 11             | 0.3           | 5              | 0.3           | 6               | 0.3           |
| FIEBRE REUMÁTICA AGUDA<br>ACUTE RHEUMATIC FEVER I00-I02                                                                                     | 1              |               | 1              | 0.1           | -               |               |
| ENFERMEDADES CARDÍACAS REUMÁTICAS CRÓNICAS<br>CHRONIC RHEUMATIC HEART DISEASE I05-I09                                                       | 10             | 0.3           | 4              | 0.2           | 6               | 0.3           |
| ENFERMEDADES REUMÁTICAS DE LA VÁLVULA MITRAL<br>RHEUMATIC MITRAL VALVE DISEASE I05                                                          | 7              | 0.2           | 3              | 0.2           | 4               | 0.2           |
| ENFERMEDADES REUMÁTICAS DE LA VÁLVULA AÓRTICA<br>RHEUMATIC AORTIC VALVE DISEASES I06                                                        | -              |               | -              |               | -               |               |
| TRASTORNOS DE LA VÁLVULA MITRAL Y AÓRTICA<br>DISORDERS OF BOTH MITRAL AND AORTIC VALVES I080                                                | 1              |               | -              |               | 1               | 0.1           |
| OTRAS ENFERMEDADES CARDÍACAS CRÓNICAS<br>OTHER CHRONIC RHEUMATIC HEART DISEASES I07, I08-1089, I09                                          | 2              | 0.1           | 1              | 0.1           | 1               | 0.1           |
| ENFERMEDADES HIPERTENSIVAS<br>HYPERTENSIVE DISEASES                                                                                         | 1,575          | 41.3          | 799            | 43.5          | 776             | 39.2          |
| HIPERTENSIÓN ESENCIAL (PRIMARIA)<br>ESSENTIAL (PRIMARY) HYPERTENSIÓN I10                                                                    | 1,147          | 30.1          | 587            | 32            | 560             | 28.3          |
| ENFERMEDAD CARDÍACA HIPERTENSIVA<br>HYPERTENSIVE HEART DISEASE I11                                                                          | 405            | 10.6          | 202            | 11            | 203             | 10.3          |
| ENFERMEDAD RENAL HIPERTENSIVA<br>HYPERTENSIVE RENAL DISEASE I12                                                                             | 16             | 0.4           | 7              | 0.4           | 9               | 0.5           |



Tabla 44 - TASAS DE MORTALIDAD GENERAL POR CAUSAS Y SEXO  
 Table 44 - GENERAL MORTALITY RATES BY CAUSES AND SEX  
 PUERTO RICO, 2000

| CAUSAS DE MUERTE - CAUSES OF DEATH                                                                                                                        | TOTAL          |               | Hombres-Males  |               | Mujeres-Females |               |
|-----------------------------------------------------------------------------------------------------------------------------------------------------------|----------------|---------------|----------------|---------------|-----------------|---------------|
|                                                                                                                                                           | Núm.<br>Number | Tasa*<br>Rate | Núm.<br>Number | Tasa*<br>Rate | Núm.<br>Number  | Tasa*<br>Rate |
| ENFERMEDAD CARDIORENAL HIPERTENSIVA<br>HYPERTENSIVE HEART AND RENAL DISEASE 113                                                                           | 7              | 0.2           | 3              | 0.2           | 4               | 0.2           |
| ENFERMEDADES ISQUÉMICAS DEL CORAZÓN<br>ISCHEMIC HEART DISEASES                                                                                            | 3,047          | 79.8          | 1,717          | 93.5          | 1,330           | 67.2          |
| INFARTO AGUDO DEL MIOCARDIO<br>ACUTE MYOCARDIAL INFARCTION 121-122                                                                                        | 997            | 26.1          | 541            | 29.4          | 456             | 23            |
| OTRAS ENFERMEDADES ISQUÉMICAS AGUDAS DEL CORAZÓN<br>OTHER ACUTE ISCHEMIC HEART DISEASES 124                                                               | 8              | 0.2           | 3              | 0.2           | 5               | 0.3           |
| OTRAS FORMAS DE ENFERMEDAD ISQUÉMICA CRÓNICA DEL CORAZÓN<br>OTHER FORMS OF CHRONIC ISCHEMIC HEART DISEASE 120, 125                                        | 2,042          | 53.5          | 1,173          | 63.8          | 869             | 43.9          |
| ENFERMEDAD ARTEROSCLERÓTICA CARDIOVASCULAR<br>ATHEROSCLEROTIC CARDIOVASCULAR DISEASE, SO DESCRIBED 1250                                                   | 61             | 1.6           | 34             | 1.9           | 27              | 1.4           |
| TODAS LAS OTRAS FORMAS DE ENFERMEDAD ISQUÉMICA CRÓNICA DEL CORAZÓN<br>ALL OTHER FORMS OF CHRONIC ISCHEMIC HEART DISEASE 120, 1251-1259                    | 1,981          | 51.9          | 1,139          | 62            | 842             | 42.5          |
| OTRAS ENFERMEDADES DEL CORAZÓN CIRCULACIÓN PULMONAR<br>OTHER HEART DISEASE 126-151                                                                        | 2,164          | 56.7          | 1,095          | 59.6          | 1,069           | 54            |
| ENFERMEDAD CARDIOPULMONAR Y ENFERMEDADES DE LA CIRCULACIÓN PULMONAR<br>PULMONARY HEART DISEASE AND DISEASES OF PULMONARY CIRCULATION 126-128              | 91             | 2.4           | 43             | 2.3           | 48              | 2.4           |
| EMBOLIA PULMONAR<br>PULMONARY EMBOLISM 128                                                                                                                | 60             | 1.6           | 28             | 1.5           | 32              | 1.6           |
| OTRAS ENFERMEDADES CARDIOPULMONARES Y ENFERMEDADES DE LA CIRCULACIÓN PULM.<br>OTHER PULMONARY HEART DISEASE AND DISEASES OF PULMONARY CIRCULATION 126-128 | 31             | 0.8           | 15             | 0.8           | 16              | 0.8           |
| OTRAS FORMAS NO PULMONARES DE ENF. DEL CORAZÓN<br>OTHER NON-PULMONARY FORMS OF HEART DISEASE 130-151                                                      | 2,073          | 54.3          | 1,052          | 57.3          | 1,021           | 51.6          |
| ENDOCARDITIS AGUDA Y SUBAGUDA<br>ACUTE AND SUBACUTE ENDOCARDITIS 133                                                                                      | 12             | 0.3           | 10             | 0.5           | 2               | 0.1           |
| ENFERMEDADES DEL PERICARDIO Y MIOCARDITIS AGUDA<br>DISEASES OF PERICARDIUM AND ACUTE MYOCARDITIS 130-131,140                                              | 14             | 0.4           | 6              | 0.3           | 8               | 0.4           |
| OTRAS ENFERMEDADES DEL ENDOCARDIO<br>OTHER DISEASES OF ENDOCARDIUM 134-138                                                                                | 79             | 2.1           | 46             | 2.5           | 33              | 1.7           |
| TRASTORNOS NO REUMÁTICOS DE LA VÁLVULA MITRAL<br>NONRHEUMATIC MITRAL VALVE DISORDERS 134                                                                  | 18             | 0.5           | 9              | 0.5           | 9               | 0.5           |
| TRASTORNOS NO REUMÁTICOS DE LA VÁLVULA AÓRTICA<br>NONRHEUMATIC AORTIC VALVE DISORDERS 135                                                                 | 26             | 0.7           | 12             | 0.7           | 14              | 0.7           |
| TODAS LAS OTRAS ENFERMEDADES DEL ENDOCARDIO<br>ALL OTHER DISEASES OF ENDOCARDIUM 138-138                                                                  | 35             | 0.9           | 25             | 1.4           | 10              | 0.5           |
| CARDIOMIOPATÍA<br>CARDIOMYOPATHY 142                                                                                                                      | 204            | 5.3           | 132            | 7.2           | 72              | 3.6           |
| TRASTORNOS DE LA CONDUCCIÓN Y ARRITMIAS CARDÍACAS<br>CONDUCTION DISORDERS AND CARDIAC DYSRHYTHMIAS 144-149                                                | 816            | 21.4          | 417            | 22.7          | 399             | 20.2          |
| INSUFICIENCIA CARDÍACA<br>HEART FAILURE 150                                                                                                               | 841            | 22            | 372            | 20.2          | 469             | 23.7          |
| INSUFICIENCIA CARDÍACA CONGESTIVA<br>CONGESTIVE HEART FAILURE 1500                                                                                        | 664            | 17.4          | 286            | 15.6          | 378             | 19.1          |
| OTRAS Y NO ESPECIFICADAS INSUFICIENCIAS CARDÍACAS<br>OTHER AND UNSPECIFIED HEART FAILURE 1501-1509                                                        | 177            | 4.6           | 86             | 4.7           | 91              | 4.6           |

Tabla 44 - TASAS DE MORTALIDAD GENERAL POR CAUSAS Y SEXO  
Table 44 - GENERAL MORTALITY RATES BY CAUSES AND SEX  
PUERTO RICO, 2000

| CAUSAS DE MUERTE - CAUSES OF DEATH                                                                                                                    | TOTAL          |               | Hombres-Males  |               | Mujeres-Females |               |
|-------------------------------------------------------------------------------------------------------------------------------------------------------|----------------|---------------|----------------|---------------|-----------------|---------------|
|                                                                                                                                                       | Núm.<br>Number | Tasa*<br>Rate | Núm.<br>Number | Tasa*<br>Rate | Núm.<br>Number  | Tasa*<br>Rate |
| MIOCARDITIS NO ESPECIFICADA Y DEGENERACIÓN MIOCARDIAL<br>MYOCARDITIS, UNSPECIFIED AND MYOCARDIAL DEGENERATION I514-I515                               | 1              |               | 1              | 0.1           | -               |               |
| TODAS LAS OTRAS Y LAS DESCRIPCIONES MAL DEFINIDAS DE ENFERMEDAD CARDÍACA<br>ALL OTHER AND ILL-DEFINED FORMS OF HEART DISEASE I510-I513, I516-I519     | 106            | 2.8           | 68             | 3.7           | 38              | 1.9           |
| ENFERMEDADES CEREBROVASCULARES<br>CEREBROVASCULAR DISEASES I60-I69                                                                                    | 1,166          | 30.5          | 559            | 30.4          | 607             | 30.7          |
| HEMORRAGIA SUBARACNOIDEA<br>SUBARACHNOID HEMORRHAGE I60                                                                                               | 31             | 0.8           | 11             | 0.6           | 20              | 1             |
| HEMORRAGIA INTRAENCEFÁLICA Y OTRAS HEMORRAGIAS<br>INTRACRANEALES NO TRAUMÁTICAS<br>INTRACEREBRAL AND OTHER INTRACRANIAL HEMORRHAGE I61-I62            | 163            | 4.3           | 87             | 4.7           | 76              | 3.8           |
| INFARTO CEREBRAL<br>CEREBRAL INFARCTION I63                                                                                                           | 80             | 2.1           | 37             | 2             | 43              | 2.2           |
| ACCIDENTE VASCULAR ENCEFÁLICO AGUDO, NO ESPECIF. COMO HEMORR. O ISQUÉMICO<br>STROKE, NOT SPECIFIED AS HEMORRHAGE OR INFARCTION I64                    | 801            | 21            | 376            | 20.5          | 425             | 21.5          |
| OTRAS ENFERMEDADES CEREBROVASCULARES Y SUS SECUELA<br>OTHER CEREBROVASCULAR DISEASES AND THEIR SEQUELAE I67,I69                                       | 91             | 2.4           | 48             | 2.6           | 43              | 2.2           |
| ENFERMEDADES DE LAS ARTERIAS, DE LAS ARTERIOLAS Y DE LOS VASOS CAPILARES<br>DISEASES OF ARTERIES, ARTERIOLES AND CAPILLARIES I70-I78                  | 301            | 7.9           | 155            | 8.4           | 146             | 7.4           |
| ARTEROSCLEROSIS<br>ATHEROSCLEROSIS I70                                                                                                                | 128            | 3.4           | 54             | 2.9           | 74              | 3.7           |
| ANEURISMA Y DISECCIÓN AÓRTICOS<br>AORTIC ANEURYSM AND DISSECTION I71                                                                                  | 75             | 2             | 50             | 2.7           | 25              | 1.3           |
| OTRAS ENFERMEDADES DE LAS ARTERIAS, DE LAS<br>ARTERIOLAS Y DE LOS VASOS CAPILARES<br>OTHER DISEASES OF ARTERIES, ARTERIOLES AND CAPILLARIES I72-I78   | 98             | 2.6           | 51             | 2.8           | 47              | 2.4           |
| OTROS TRASTORNOS DEL SISTEMA CIRCULATORIO<br>OTHER DISORDERS OF CIRCULATORY SYSTEM I80-I99                                                            | 88             | 2.3           | 44             | 2.4           | 44              | 2.2           |
| FLEBITIS, TROMBOFLEBITIS, EMBOLIAS Y TROMBOSIS VENOSAS<br>PHLEBITIS, THROMBOPHLEBITIS, VENOUS EMBOLISM AND THROMBOSIS I80-I82                         | 18             | 0.5           | 6              | 0.3           | 12              | 0.6           |
| TODOS LOS OTROS TRASTORNOS Y LOS NO ESPECIFICADOS DEL SISTEMA CIRCULATORIO<br>ALL OTHER AND UNSPECIFIED DISORDERS OF CIRCULATORY SYSTEM I83-I99       | 70             | 1.8           | 38             | 2.1           | 32              | 1.6           |
| <b>ENFERMEDADES DEL SISTEMA RESPIRATORIO<br/>DISEASES OF THE RESPIRATORY SYSTEM J00-J98</b>                                                           | <b>2,804</b>   | <b>73.5</b>   | <b>1,427</b>   | <b>77.7</b>   | <b>1,377</b>    | <b>69.6</b>   |
| INFECCIONES AGUDAS DE LAS VÍAS SUPERIORES<br>ACUTE UPPER RESPIRATORY INFECTIONS J00-J06                                                               | -              |               | -              |               | -               |               |
| FARINGITIS Y AMIGDALITIS AGUDAS<br>ACUTE PHARYNGITIS AND TONSILLITIS J02-J03                                                                          | -              |               | -              |               | -               |               |
| LARINGITIS Y TRAQUEITIS AGUDAS<br>ACUTE LARYNGITIS AND TRACHEITIS J04                                                                                 | -              |               | -              |               | -               |               |
| OTRAS Y LAS NO ESPECIFICADAS INFECCIONES AGUDAS DE LAS VÍAS RESPIRATORIAS<br>OTHER AND UNSPECIFIED ACUTE UPPER RESPIRATORY INFECTIONS J00-J01,J05-J06 | -              |               | -              |               | -               |               |
| OTRAS ENFERMEDADES DEL SISTEMA RESPIRATORIO<br>OTHER DISEASES OF THE RESPIRATORY SYSTEM J10-J98                                                       | 2,804          | 73.5          | 1,427          | 77.7          | 1,377           | 69.6          |
| INFLUENZA<br>INFLUENZA J10-J11                                                                                                                        | 1              |               | -              |               | 1               | 0.1           |
| NEUMONÍA<br>PNEUMONIA J12-J18                                                                                                                         | 784            | 20.5          | 413            | 22.5          | 371             | 18.7          |

Tabla 44 - TASAS DE MORTALIDAD GENERAL POR CAUSAS Y SEXO  
 Table 44 - GENERAL MORTALITY RATES BY CAUSES AND SEX  
 PUERTO RICO, 2000

| CAUSAS DE MUERTE - CAUSES OF DEATH                                                                                                                | TOTAL          |               | Hombres-Males  |               | Mujeres-Females |               |
|---------------------------------------------------------------------------------------------------------------------------------------------------|----------------|---------------|----------------|---------------|-----------------|---------------|
|                                                                                                                                                   | Núm.<br>Number | Tasa*<br>Rate | Núm.<br>Number | Tasa*<br>Rate | Núm.<br>Number  | Tasa*<br>Rate |
| NEUMONÍA VIRAL, NO CLASIFICADA EN OTRA PARTE<br>VIRAL PNEUMONIA, NOT ELSEWHERE CLASSIFIED J12                                                     | -              |               | -              |               | -               |               |
| NEUMONÍA BACTERIANA<br>BACTERIAL PNEUMONIA J13-J15                                                                                                | 6              | 0.2           | 3              | 0.2           | 3               | 0.2           |
| NEUMONÍA DEBIDA A OTROS ORGANISMOS NO ESPECIFICADO<br>PNEUMONIA DUE TO OTHER OR UNSPECIFIED ORGANISMS J16,J18                                     | 778            | 20.4          | 410            | 22.3          | 368             | 18.6          |
| OTRAS INFECCIONES RESPIRATORIOS AGUDAS INFERIORES<br>OTHER ACUTE LOWER RESPIRATORY INFECTIONS                                                     | 14             | 0.4           | 8              | 0.4           | 6               | 0.3           |
| BRONQUITIS Y BRONQUIOLITIS AGUDAS<br>ACUTE BRONCHITIS AND BRONCHIOLITIS J20-J21                                                                   | 14             | 0.4           | 8              | 0.4           | 6               | 0.3           |
| INFECCIONES AGUDAS DE LAS VÍAS RESPIRATORIAS INFERIORES NO ESPECIFICADAS<br>UNSPECIFIED ACUTE LOWER RESPIRATORY INFECTIONS J20-J22                | -              |               | -              |               | -               |               |
| OTRAS ENFERMEDADES DE LAS VÍAS RESPIRATORIAS SUPERIORES<br>OTHER DISEASES OF UPPER RESPIRATORY TRACT J30-J39                                      | 5              | 0.1           | 4              | 0.2           | 1               | 0.1           |
| ENFERMEDADES CRÓNICAS DE LAS VÍAS RESPIRATORIAS INFERIORES<br>CHRONIC LOWER RESPIRATORY DISEASES                                                  | 1,144          | 30            | 568            | 30.9          | 576             | 29.1          |
| BRONQUITIS CRÓNICA Y NO ESPECIFICADA, ENFISEMA Y ASMA<br>BRONCHITIS,CHRONIC AND UNSPECIFIED, EMPHYSEMA AND ASTHMA J40-J46                         | 1,139          | 29.8          | 565            | 30.8          | 574             | 29            |
| BRONQUITIS NO ESPECIFICADA COMO AGUDA O CRÓNICA<br>BRONCHITIS, NOT SPECIFIED AS ACUTE OR CHRONIC J40                                              | 26             | 0.7           | 15             | 0.8           | 11              | 0.6           |
| BRONQUITIS CRÓNICA<br>CHRONIC BRONCHITIS J41-J42                                                                                                  | 31             | 0.8           | 18             | 1             | 13              | 0.7           |
| ENFISEMA<br>EMPHYSEMA J43                                                                                                                         | 128            | 3.4           | 63             | 3.4           | 65              | 3.3           |
| OTRAS ENFERMEDADES PULMONARES OBSTRUCTIVAS CRÓNICA<br>OTHER CHRONIC OBSTRUCTIVE PULMONARY DISEASE J44                                             | 795            | 20.8          | 402            | 21.9          | 393             | 19.9          |
| ASMA<br>ASTHMA J45-J46                                                                                                                            | 159            | 4.2           | 67             | 3.6           | 92              | 4.6           |
| BRONQUIECTASIA<br>BRONCHIECTASIS J47                                                                                                              | 5              | 0.1           | 3              | 0.2           | 2               | 0.1           |
| ENFERMEDADES DEL PULMÓN DEBIDAS A AGENTES EXTERNOS<br>LUNG DISEASES DUE TO EXTERNAL AGENTS J60-J70                                                | 242            | 6.3           | 128            | 7             | 114             | 5.8           |
| NEUMOCONOSIS DEBIDA A EFECTOS QUÍMICOS<br>PNEUMOCONIOSES AND CHEMICAL EFFECTS J60,J66-J68                                                         | 4              | 0.1           | 2              | 0.1           | 2               | 0.1           |
| NEUMONITIS DEBIDA A SÓLIDOS Y LÍQUIDOS<br>PNEUMONITIS DUE TO SOLIDS AND LIQUIDS J69                                                               | 238            | 6.2           | 126            | 6.9           | 112             | 5.7           |
| NEUMONITIS DEBIDA A VÓMITO Y COMIDA<br>PNEUMONITIS DUE TO FOOD AND VOMIT J690                                                                     | 238            | 6.2           | 126            | 6.9           | 112             | 5.7           |
| OTRAS NEUMONITIS DEBIDA A SOLIDOS Y LIQUIDOS<br>OTHER PNEUMONITIS DUE TO SOLIDS AND LIQUIDS J691-J698                                             | -              |               | -              |               | -               |               |
| OTRAS ENFERMEDADES DEL PULMÓN DEBIDAS A AGENTES EXTERNOS<br>OTHER LUNG DISEASES DUE TO EXTERNAL AGENTS J67,J70                                    | -              |               | -              |               | -               |               |
| AFECCIONES SUPURATIVAS Y NECRÓTICAS DE LAS VÍAS RESPIRATORIAS INFERIORES<br>SUPPURATIVE AND NECROTIC CONDITIONS OF LOWERRESPIRATORY TRACT J85-J86 | 15             | 0.4           | 12             | 0.7           | 3               | 0.2           |
| OTRAS ENFERMEDADES DE LA PLEURA<br>PLEURAL EFFUSION AND PLAQUE J90,J92                                                                            | 40             | 1             | 18             | 1             | 22              | 1.1           |
| TODAS LAS OTRAS ENFERMEDADES DEL SISTEMA RESPIRATORIO<br>ALL OTHER DISEASES OF RESPIRATORY SYSTEM J80-J84 J93-J98                                 | 559            | 14.6          | 276            | 15            | 283             | 14.3          |

Tabla 44 - TASAS DE MORTALIDAD GENERAL POR CAUSAS Y SEXO  
 Table 44 - GENERAL MORTALITY RATES BY CAUSES AND SEX  
 PUERTO RICO, 2000

| CAUSAS DE MUERTE - CAUSES OF DEATH                                                                                                                    | TOTAL          |               | Hombres-Males  |               | Mujeres-Females |               |
|-------------------------------------------------------------------------------------------------------------------------------------------------------|----------------|---------------|----------------|---------------|-----------------|---------------|
|                                                                                                                                                       | Núm.<br>Number | Tasa*<br>Rate | Núm.<br>Number | Tasa*<br>Rate | Núm.<br>Number  | Tasa*<br>Rate |
| <b>ENFERMEDADES DEL SISTEMA DIGESTIVO</b><br><b>DISEASES OF THE DIGESTIVE SYSTEM K00-K92</b>                                                          | <b>1,445</b>   | <b>37.9</b>   | <b>933</b>     | <b>50.8</b>   | <b>512</b>      | <b>25.9</b>   |
| ENFERMEDADES DE LA CAVIDAD BUCAL, DE LAS GLÁNDULAS SALIVARES Y DE LOS MAXILIARES<br>DISEASES OF ORAL CAVITY, SALIVARY GLANDS AND JAWS K00-K14         | 1              |               | -              |               | 1               | 0.1           |
| ENFERMEDADES DE OTRAS PARTES DEL SISTEMA DIGESTIVO<br>DISEASES OF OTHER PARTS OF DIGESTIVE SYSTEM K20-K92                                             | 1,444          | 37.8          | 933            | 50.8          | 511             | 25.8          |
| ENFERMEDADES DEL ESÓFAGO<br>DISEASES OF ESOPHAGUS K20-K22                                                                                             | 17             | 0.4           | 8              | 0.4           | 9               | 0.5           |
| ÚLCERA PÉPTICA<br>PEPTIC ULSER K25-K28                                                                                                                | 43             | 1.1           | 30             | 1.6           | 13              | 0.7           |
| ÚLCERA GÁSTRICA<br>GASTRIC ULSER K25                                                                                                                  | 10             | 0.3           | 7              | 0.4           | 3               | 0.2           |
| ÚLCERA DUODENAL<br>DUODENAL ULCER K26                                                                                                                 | 6              | 0.2           | 4              | 0.2           | 2               | 0.1           |
| ÚLCERA PÉPTICA, DE SITIO NO ESPECIFICADO<br>PEPTIC ULCER, SITE UNSPECIFIED K27                                                                        | 25             | 0.7           | 18             | 1             | 7               | 0.4           |
| ÚLCERA GASTROYEYUNAL<br>GASTROJEJUNAL ULCER K28                                                                                                       | 2              | 0.1           | 1              | 0.1           | 1               | 0.1           |
| GASTRITIS Y DUODENITIS<br>GASTRITIS AND DUODENITIS K29                                                                                                | 1              |               | -              |               | 1               | 0.1           |
| DISPEPSIA Y OTRAS ENFERMEDADES DEL ESTÓMAGO Y DUODENO<br>DYSPEPSIA AND OTHER DISEASES OF STOMACH AND DUODENUM K30-K31                                 | 6              | 0.2           | 2              | 0.1           | 4               | 0.2           |
| ENFERMEDADES DEL APÉNDICE<br>DISEASES OF APPENDIX K35-K38                                                                                             | 6              | 0.2           | 3              | 0.2           | 3               | 0.2           |
| HERNIA<br>HERNIA K40-K46                                                                                                                              | 16             | 0.4           | 7              | 0.4           | 9               | 0.5           |
| ENFERMEDAD DE CROHN Y COLITIS ULCERATIVA<br>CROHN'S DISEASE AND ULCERATIVE COLITIS K50-K51                                                            | 3              | 0.1           | 2              | 0.1           | 1               | 0.1           |
| TRASTORNOS VASCULARES DE LOS INTESTINOS Y OBSTRUCCIÓN INTESTINAL SIN HERNIA<br>VASCULAR DISORDERS AND OBSTRUCTION OF INTESTINE WITHOUT HERNIA K55-K56 | 82             | 2.1           | 35             | 1.9           | 47              | 2.4           |
| ENFERMEDAD DIVERTICULAR DEL INTESTINO<br>DIVERTICULAR DISEASE OF INTESTINE K57                                                                        | 38             | 1             | 14             | 0.8           | 24              | 1.2           |
| OTRAS ENFERMEDADES DE LOS INTESTINOS Y PERITONEO<br>OTHER DISEASE OF INTESTINES AND PERITONEUM K52, K58-K63                                           | 60             | 1.6           | 30             | 1.6           | 30              | 1.5           |
| ENFERMEDADES DEL PERITONEO<br>DISEASES OF PERITONEUM K65-K66                                                                                          | 31             | 0.8           | 19             | 1             | 12              | 0.6           |
| ENFERMEDADES DEL HÍGADO<br>DISEASES OF LIVER K70-K76                                                                                                  | 820            | 21.5          | 594            | 32.3          | 226             | 11.4          |
| ENFERMEDAD ALCOHÓLICA DEL HÍGADO<br>ALCOHOLIC LIVER DISEASE K70                                                                                       | 50             | 1.3           | 47             | 2.6           | 3               | 0.2           |
| HEPATITIS CRÓNICA NO CLASIFICADA EN OTRA PARTE<br>CHRONIC HEPATITIS, NOT ELSEWHERE CLASSIFIED K73                                                     | 4              | 0.1           | 2              | 0.1           | 2               | 0.1           |
| FIBROSIS Y CIRROSIS DEL HÍGADO<br>FIBROSIS AND CIRRHOSIS OF LIVER K74                                                                                 | 179            | 4.7           | 130            | 7.1           | 49              | 2.5           |
| OTRAS ENFERMEDADES DEL HÍGADO<br>OTHER DISEASES OF LIVER K71-K72, K75-K76                                                                             | 587            | 15.4          | 415            | 22.6          | 172             | 8.7           |
| COLELITIASIS Y OTRAS ENFERMEDADES DE LA VESÍCULA BILIAR<br>CHOLELITHIASIS AND OTHER DISORDERS OF GALLBLADDER K80-K82                                  | 35             | 0.9           | 18             | 1             | 17              | 0.9           |

Tabla 44 - TASAS DE MORTALIDAD GENERAL POR CAUSAS Y SEXO  
 Table 44 - GENERAL MORTALITY RATES BY CAUSES AND SEX  
 PUERTO RICO, 2000

| CAUSAS DE MUERTE - CAUSES OF DEATH                                                                                                                                                                     | TOTAL          |               | Hombres-Males  |               | Mujeres-Females |               |
|--------------------------------------------------------------------------------------------------------------------------------------------------------------------------------------------------------|----------------|---------------|----------------|---------------|-----------------|---------------|
|                                                                                                                                                                                                        | Núm.<br>Number | Tasa*<br>Rate | Núm.<br>Number | Tasa*<br>Rate | Núm.<br>Number  | Tasa*<br>Rate |
| TRASTORNOS DE LAS VÍAS BILIARES Y PÁNCREAS<br>DISORDERS OF BILIARY TRACT AND PÁNCREAS K83-K86                                                                                                          | 103            | 2.7           | 51             | 2.8           | 52              | 2.6           |
| PANCREATITIS<br>PANCREATITIS K85,K860-K861                                                                                                                                                             | 82             | 2.1           | 41             | 2.2           | 41              | 2.1           |
| OTROS TRASTORNOS DE LAS VÍAS BILIARES Y PÁNCREAS<br>OTHER DISORDERS OF BILIARY TRACT AND PÁNCREAS K83, K862-K869                                                                                       | 21             | 0.6           | 10             | 0.5           | 11              | 0.6           |
| OTRAS ENFERMEDADES DEL SISTEMA DIGESTIVO<br>ALL OTHER DISEASES OF DIGESTIVE SYSTEM K90,K929                                                                                                            | 183            | 4.8           | 120            | 6.5           | 63              | 3.2           |
| ENFERMEDADES DE LA PIEL Y DEL TEJIDO SUBCUTANEO<br>DISEASES OF THE SKIN AND SUBCUTANEOUS TISSUE L00-L08                                                                                                | 163            | 4.3           | 61             | 3.3           | 102             | 5.2           |
| INFECCIONES DE LA PIEL Y DEL TEJIDO SUBCUTANEO<br>INFECTIONS OF SKIN AND SUBCUTANEOUS TISSUE L00-L08                                                                                                   | 19             | 0.5           | 6              | 0.3           | 13              | 0.7           |
| OTROS TRASTORNOS DE LA PIEL Y TEJIDO CELULAR<br>SUBCUTANEO Y LOS NO ESPECIFICADOS<br>OTHER AND UNSPECIFIED DISEASES OF SKIN AND SUBCUTANEOUS TISSUE L10-L96                                            | 144            | 3.8           | 55             | 3             | 89              | 4.5           |
| ENFERMEDADES DEL SISTEMA OSTEOMUSCULAR Y DEL<br>TEJIDO CONJUNTIVO<br>DISEASES OF THE MUSCULOSKELETAL SYSTEM AND<br>CONNECTIVE TISSUE M00-M99                                                           | 119            | 3.1           | 58             | 3.2           | 61              | 3.1           |
| ARTRITIS REUMATOIDEA RELACIONADA CON POLIARTROPATÍA INFLAMATORIA<br>RHEUMATOID ARTHRITIS AND RELATED INFLAMMATORY POLYARTHROPATHIES M05-M08                                                            | 21             | 0.6           | 7              | 0.4           | 14              | 0.7           |
| LUPUS ERITEMATOSO SISTÉMICO<br>SYSTEMIC LUPUS ERYTHEMATOSUS M32                                                                                                                                        | 12             | 0.3           | 1              | 0.1           | 11              | 0.6           |
| OTROS TRASTORNOS RELACIONADOS CON ARTROPATÍAS<br>OTHER ARTHROPATHIES AND RELATED DISORDERS M00,M02 M10-M31,M33-M35                                                                                     | 41             | 1.1           | 24             | 1.3           | 17              | 0.9           |
| DORSOPATÍAS<br>DORSOPATHIES M40-M54                                                                                                                                                                    | 4              | 0.1           | 2              | 0.1           | 2               | 0.1           |
| TRASTORNOS DE LOS TEJIDOS BLANDOS<br>SOFT TISSUE DISORDERS M60-M79                                                                                                                                     | 14             | 0.4           | 10             | 0.5           | 4               | 0.2           |
| OSTEOPATÍAS, CONDROPATÍAS Y OTROS TRASTORNOS DEL<br>SISTEMA OSTEOMUSCULAR Y TEJIDO CONJUNTIVO<br>OSTEOPATHIES,CHONDROPATHIES,OTHER DISORDERS OF<br>MUSCULOSKELETAL SYS. AND CONNECTIVE TISSUE M83-M99  | 27             | 0.7           | 14             | 0.8           | 13              | 0.7           |
| OSTEOPOROSIS<br>OSTEOPOROSIS M80-M81                                                                                                                                                                   | 7              | 0.2           | 2              | 0.1           | 5               | 0.3           |
| OTRAS OSTEOPATÍAS, CONDROPATÍAS Y TRASTORNOS DEL<br>SISTEMA OSTEOMUSCULAR Y TEJIDO CONJUNTIVO<br>OTHER OSTEOPATHIES, CHONDROPATHIES, DISORDERS OF<br>MUSCULOSKELETAL SYS.AND CONNECTIVE TISSUE M83-M99 | 20             | 0.5           | 12             | 0.7           | 8               | 0.4           |
| ENFERMEDADES DEL SISTEMA GENITOURINARIO<br>DISEASES OF THE GENITOURINARY SYSTEM                                                                                                                        | 982            | 25.7          | 530            | 28.8          | 452             | 22.8          |
| ENFERMEDADES DEL SISTEMA URINARIO<br>DISEASES OF URINARY SYSTEM N00-N39                                                                                                                                | 962            | 25.2          | 517            | 28.1          | 445             | 22.5          |
| ENFERMEDADES GLOMERULARES, RENAL TUBULOINTERSTICIAL<br>GLOMERULAR AND RENAL TUBULO-INTERSTITIAL DISEASES                                                                                               | 27             | 0.7           | 15             | 0.8           | 12              | 0.6           |
| ENFERMEDADES GLOMERULARES<br>GLOMERULAR DISEASES N00-N07                                                                                                                                               | 13             | 0.3           | 7              | 0.4           | 6               | 0.3           |

Tabla 44 - TASAS DE MORTALIDAD GENERAL POR CAUSAS Y SEXO  
Table 44 - GENERAL MORTALITY RATES BY CAUSES AND SEX  
PUERTO RICO, 2000

| CAUSAS DE MUERTE - CAUSES OF DEATH                                                                                                    | TOTAL          |               | Hombres-Males  |               | Mujeres-Females |               |
|---------------------------------------------------------------------------------------------------------------------------------------|----------------|---------------|----------------|---------------|-----------------|---------------|
|                                                                                                                                       | Núm.<br>Number | Tasa'<br>Rate | Núm.<br>Number | Tasa'<br>Rate | Núm.<br>Number  | Tasa'<br>Rate |
| SÍNDROME NEFRÍTICO AGUDO RAPIDAMENTE PROGRESIVO<br>ACUTE AND RAPIDLY PROGRESSIVE NEPHRITIC SYNDROME N00-N01                           | 1              |               | -              |               | 1               | 0.1           |
| SÍNDROME NEFRÓTICO<br>NEPHROTIC SYNDROME N04                                                                                          | 2              | 0.1           | 1              | 0.1           | 1               | 0.1           |
| OTRAS Y LOS NO ESPECIFICADAS ENFERMEDADES GLOMERULARES<br>OTHER AND UNSPECIFIED GLOMERULAR DISEASES N02-N03, N05-N07                  | 10             | 0.3           | 6              | 0.3           | 4               | 0.2           |
| ENFERMEDAD RENAL TUBULOINTERSTICIAL<br>RENAL TUBULO-INTERSTITIAL DISEASES N10-N15                                                     | 14             | 0.4           | 8              | 0.4           | 6               | 0.3           |
| INSUFICIENCIA RENAL<br>RENAL FAILURE N17-N19                                                                                          | 762            | 20            | 417            | 22.7          | 345             | 17.4          |
| LITIASIS URINARIA<br>UROLITHIASIS N20-N23                                                                                             | 1              |               | -              |               | 1               | 0.1           |
| OTRAS Y LAS NO ESPECIFICADOS TRASTORNOS DEL RIÑÓN<br>OTHER AND UNSPECIFIED DISORDERS OF KIDNEY N25-N27                                | 2              | 0.1           | 1              | 0.1           | 1               | 0.1           |
| INFECCIÓN DE SITIOS NO ESPECIFICADOS DEL TRACTO URINARIO<br>URINARY TRACT INFECTION, SITE NOT SPECIFIED N390                          | 156            | 4.1           | 78             | 4.2           | 78              | 3.9           |
| OTRAS ENFERMEDADES DEL SISTEMA URINARIO<br>OTHER DISEASES OF URINARY SYSTEM N28-N36, N391-N399                                        | 14             | 0.4           | 6              | 0.3           | 8               | 0.4           |
| ENFERMEDADES DE LOS ÓRGANOS MASCULINOS<br>DISEASES OF MALE GENITAL ORGANS                                                             | 13             | 0.3           | 13             | 0.7           | -               |               |
| HIPERPLASIA DE PRÓSTATA<br>HYPERPLASIA OF PROSTATE N40                                                                                | 5              | 0.1           | 5              | 0.3           | -               |               |
| OTRAS ENFERMEDADES DE ÓRGANOS GENITALES MASCULINOS<br>OTHER DISEASES OF MALE GENITAL ORGANS N41-N50                                   | 8              | 0.2           | 8              | 0.4           | -               |               |
| TRASTORNOS DE LA MAMA<br>DISORDERS OF BREAST N60-N64                                                                                  | 1              |               | -              |               | 1               | 0.1           |
| TRASTORNOS DE LOS ÓRGANOS GENITALES MASCULINOS<br>DISORDERS OF FEMALE GENITAL ORGANS N70-N98                                          | 6              | 0.2           | -              |               | 6               | 0.3           |
| ENFERMEDAD INFLAMATORIA DE LOS ÓRGANOS PÉLVICOS FEMENINOS<br>INFLAMMATORY DISEASES OF FEMALE PELVIC ORGANS N70-N78                    | 1              |               | -              |               | 1               | 0.1           |
| TRASTORNOS NO INFLAMATORIOS DE LOS ÓRGANOS GENITALES FEMENINOS<br>NONINFLAMMATORY DISORDERS OF FEMALE GENITAL TRACT N60-N98           | 5              | 0.1           | -              |               | 5               | 0.3           |
| EMBARAZO, NACIMIENTO Y EL PUERPERIO<br>PREGNANCY, CHILDBIRTH AND THE PUERPERIUM                                                       | 12             | 0.3           | -              |               | 12              | 0.6           |
| EMBARAZO TERMINADO EN ABORTO<br>PREGNANCY WITH ABORTIVE OUTCOME O00-O07                                                               | 1              |               | -              |               | 1               | 0.1           |
| EMBARAZO ECTOPICO<br>ECTOPIC PREGNANCY O00                                                                                            | 1              |               | -              |               | 1               | 0.1           |
| ABORTO ESPONTÁNEO<br>SPONTANEOUS ABORTION O03                                                                                         | -              |               | -              |               | -               |               |
| ABORTO MÉDICO<br>MEDICAL ABORTION O04                                                                                                 | -              |               | -              |               | -               |               |
| OTRO ABORTO<br>OTHER ABORTION O05                                                                                                     | -              |               | -              |               | -               |               |
| OTROS Y LOS NO ESPECIFICADOS EMBARAZOS TERMINADOS EN ABORTO<br>OTHER AND UNSPECIFIED PREGNANCY WITH ABORTIVE OUTCOME O01-O02, O06-O07 | -              |               | -              |               | -               |               |

Tabla 44 - TASAS DE MORTALIDAD GENERAL POR CAUSAS Y SEXO  
 Table 44 - GENERAL MORTALITY RATES BY CAUSES AND SEX  
 PUERTO RICO, 2000

| CAUSAS DE MUERTE - CAUSES OF DEATH                                                                                                                                                                   | TOTAL          |               | Hombres-Males  |               | Mujeres-Females |               |
|------------------------------------------------------------------------------------------------------------------------------------------------------------------------------------------------------|----------------|---------------|----------------|---------------|-----------------|---------------|
|                                                                                                                                                                                                      | Núm.<br>Number | Tasa*<br>Rate | Núm.<br>Number | Tasa*<br>Rate | Núm.<br>Number  | Tasa*<br>Rate |
| OTRAS MUERTES OBSTÉTRICAS DIRECTAS<br>OTHER DIRECT OBSTETRIC DEATHS                                                                                                                                  | 11             | 0.3           | -              |               | 11              | 0.6           |
| ECLAMPسيا Y PRE-ECLAMPسيا<br>ECLAMPسيا AND PRE-ECLAMPسيا O11,O13-O16                                                                                                                                 | 5              | 0.1           | -              |               | 5               | 0.3           |
| HEMORRAGIA PRECOZ DEL EMBARAZO Y PLACENTA PREVIA<br>HEMORRHAGE OF PREGNANCY AND<br>PLACENTA PREVIA O20,O44-O46,O67-O72                                                                               | 2              | 0.1           | -              |               | 2               | 0.1           |
| COMPLICACIONES PRINCIPALMENTE RELACIONADAS CON EL PUERPERIO<br>COMPLICATIONS PREDOMINANTLY RELATED TO THE PUERPERIUM O85-O92                                                                         | 3              | 0.1           | -              |               | 3               | 0.2           |
| EMBOLIA OBSTÉTRICA<br>OBSTETRIC EMBOLISM O88                                                                                                                                                         | 2              | 0.1           | -              |               | 2               | 0.1           |
| OTRAS COMPLICACIONES PRINCIPALMENTE RELACIONADAS CON EL PUERPERIO<br>OTHER COMPLICATIONS PREDOMINANTLY RELATED TO THE PUERPERIUM O85-O87,O89-O92                                                     | 1              |               | -              |               | 1               | 0.1           |
| TODAS LAS OTRAS CAUSAS OBSTÉTRICAS DIRECTAS<br>ALL OTHER DIRECT OBSTETRIC CAUSES O10,O12,O21-O43 O47-O66,O68-O71,O73-O75                                                                             | 1              |               | -              |               | 1               | 0.1           |
| MUERTE OBSTÉTRICA DE CAUSA NO ESPECIFICA<br>OBSTETRIC DEATH OF UNSPECIFIED CAUSE O95                                                                                                                 | -              |               | -              |               | -               |               |
| OTRAS MUERTES RELACIONADAS CON EL EMBARAZO, EL PARTO Y EL PUERPERIO<br>OTHER DEATHS RELATED TO PREGNANCY, CHILDBIRTH AND THE PUERPERIUM O96-O97                                                      | -              |               | -              |               | -               |               |
| MUERTES OBSTÉTRICAS INDIRECTAS<br>INDIRECT OBSTETRIC DEATHS O98-O99                                                                                                                                  | -              |               | -              |               | -               |               |
| <b>CIERTAS CONDICIONES ORIGINADAS EN EL PERÍODO PERINATAL<br/>CERTAIN CONDITIONS ORIGINATING IN THE PERINATAL</b>                                                                                    |                |               |                |               |                 |               |
| <b>PERÍODO P00-P96</b>                                                                                                                                                                               | <b>375</b>     | <b>9.8</b>    | <b>221</b>     | <b>12</b>     | <b>154</b>      | <b>7.8</b>    |
| FETO Y RECIÉN NACIDO AFECTADOS POR FACT. MATERNOS<br>Y POR COMPL. DEL EMBARAZO Y DEL PARTO<br>NEWBORN AFFECTED BY MATERNAL FACTORS AND BY<br>COMPL. OF PREGNANCY, LABOR AND DELIVERY P00-P04         | 13             | 0.3           | 9              | 0.5           | 4               | 0.2           |
| TRASTORNOS RELACIONADOS CON DURACION CORTA DE LA<br>GESTACIÓN Y CON BAJO PESO AL NACER, NO CLASIFICADO<br>DISORDERS RELATED TO SHORT GESTATION AND LOW BIRTH<br>WEIGHT, NOT ELSEWHERE CLASSIFIED P07 | 104            | 2.7           | 56             | 3             | 48              | 2.4           |
| TRAUMATISMO DEL NACIMIENTO<br>BIRTH TRAUMA P10-P15                                                                                                                                                   | 1              |               | -              |               | 1               | 0.1           |
| HIPOXIA INTRAUTERINA Y ASFIXIA DEL NACIMIENTO<br>INTRAUTERINE HYPOXIA AND BIRTH ASPHYXIA P20-P21                                                                                                     | 10             | 0.3           | 9              | 0.5           | 1               | 0.1           |
| DIFICULTAD RESPIRATORIA DEL RECIÉN NACIDO<br>RESPIRATORY DISTRESS OF NEWBORN P22                                                                                                                     | 43             | 1.1           | 20             | 1.1           | 23              | 1.2           |
| OTROS TRASTORNOS RESPIRATORIOS ORIGINADOS EN EL PERÍODO PERINATAL<br>OTHER RESPIRATORY CONDITIONS ORIGINATING IN THE PERINATAL PERIOD P23-P28                                                        | 66             | 1.7           | 39             | 2.1           | 27              | 1.4           |
| INFECCIONES ESPECÍFICAS DEL PERÍODO PERINATAL<br>INFECTIONS SPECIFIED TO THE PERINATAL PERIOD P35-P39                                                                                                | 77             | 2             | 51             | 2.8           | 26              | 1.3           |
| OTROS TRASTORNOS Y LOS NO ESPECIFICADOS ORIGINADOS EN EL PERÍODO PERINATAL<br>OTHER AND UNSPECIFIED CONDITIONS ORIGINATING IN<br>THE PERINATAL PERIOD P05,P08,P29,P50-P96                            | 61             | 1.6           | 37             | 2             | 24              | 1.2           |
| <b>MALFORMACIONES CONGÉNITAS, DEFORMIDADES Y ANOMALÍAS<br/>CROMOSÓMICAS</b>                                                                                                                          |                |               |                |               |                 |               |

Tabla 44 - TASAS DE MORTALIDAD GENERAL POR CAUSAS Y SEXO  
 Table 44 - GENERAL MORTALITY RATES BY CAUSES AND SEX  
 PUERTO RICO, 2000

| CAUSAS DE MUERTE - CAUSES OF DEATH                                                                                                                                                                        | TOTAL          |               | Hombres-Males  |               | Mujeres-Females |               |
|-----------------------------------------------------------------------------------------------------------------------------------------------------------------------------------------------------------|----------------|---------------|----------------|---------------|-----------------|---------------|
|                                                                                                                                                                                                           | Núm.<br>Number | Tasa*<br>Rate | Núm.<br>Number | Tasa*<br>Rate | Núm.<br>Number  | Tasa*<br>Rate |
| <b>CONGENITAL MALFORMATIONS, DEFORMATIONS AND CHROMOSOMAL ABNORMALITIES Q00-Q99</b>                                                                                                                       | <b>163</b>     | <b>4.3</b>    | <b>88</b>      | <b>4.8</b>    | <b>75</b>       | <b>3.8</b>    |
| ANENCEFALIA Y MALFORMACIONES CONGÉNITAS SIMILARES<br>ANENCEPHALY AND SIMILAR MALFORMATIONS Q00                                                                                                            | 10             | 0.3           | 4              | 0.2           | 6               | 0.3           |
| ESPIÑA BÍFIDA<br>SPINA BIFIDA Q05                                                                                                                                                                         | 2              | 0.1           | 1              | 0.1           | 1               | 0.1           |
| TODAS LAS OTRAS MALFORMACIONES CONGÉNITAS DEL SISTEMA NERVIOSO<br>ALL OTHER CONGENITAL MALFORMATIONS OF NERVOUS SYSTEM Q01-Q04,Q06-Q07                                                                    | 11             | 0.3           | 5              | 0.3           | 6               | 0.3           |
| MALFORMACIONES CONGÉNITAS DEL CORAZÓN<br>CONGENITAL MALFORMATIONS OF HEART Q20-Q24                                                                                                                        | 45             | 1.2           | 25             | 1.4           | 20              | 1             |
| OTRAS MALFORMACIONES CONGÉNITAS DEL SISTEMA CIRCULATORIO<br>OTHER CONGENITAL MALFORMATIONS OF CIRCULATORY SYSTEM Q25-Q28                                                                                  | 14             | 0.4           | 9              | 0.5           | 5               | 0.3           |
| MALFORMACIONES CONGÉNITAS DEL SISTEMA RESPIRATORIO<br>CONGENITAL MALFORMATIONS OF RESPIRATORY SYSTEM Q30-Q34                                                                                              | 19             | 0.5           | 11             | 0.6           | 8               | 0.4           |
| OTRAS MALFORMACIONES CONGÉNITAS Y DEFORMIDADES<br>OTHER CONGENITAL MALFORMATIONS AND DEFORMATIONS Q10-Q18,Q35-Q89                                                                                         | 32             | 0.8           | 21             | 1.1           | 11              | 0.6           |
| SÍNDROME DE DOWN<br>DOWN'S SYNDROME Q90                                                                                                                                                                   | 22             | 0.6           | 9              | 0.5           | 13              | 0.7           |
| TODAS LAS OTRAS ANOMALÍAS CROMOSÓMICAS, NO CLASIFICADAS EN OTRA PARTE<br>ALL OTHER CHROMOSOMAL ABNORMALITIES, NOT ELSEWHERE CLASSIFIED Q91-Q99                                                            | 8              | 0.2           | 3              | 0.2           | 5               | 0.3           |
| <b>SÍNTOMAS, SIGNOS Y HALLAZGOS ANORMALES CLÍNICOS Y DE LABORATORIO, NO CLASIFICADOS EN OTRA PARTE<br/>SYMPTOMS, SIGNS AND ABNORMAL CLINICAL AND LABORATORY FINDINGS, NOT ELSEWHERE CLASS. R00-R99</b>    | <b>655</b>     | <b>17.2</b>   | <b>283</b>     | <b>15.4</b>   | <b>372</b>      | <b>18.8</b>   |
| SENILIDAD<br>SENILITY R54                                                                                                                                                                                 | 278            | 7.3           | 97             | 5.3           | 181             | 9.1           |
| CAUSAS DE MORTALIDAD MAL DEFINIDAS O DESCONOCIDAS<br>ILL-DEFINED AND UNKNOWN CAUSES OF MORTALITY R95-R99                                                                                                  | 12             | 0.3           | 6              | 0.3           | 6               | 0.3           |
| SÍNDROME DE MUERTE SÚBITA INFANTIL<br>SUDDEN INFANT DEATH SYNDROME R95                                                                                                                                    | 4              | 0.1           | 2              | 0.1           | 2               | 0.1           |
| OTRAS CAUSAS MAL DEFINIDAS Y LAS NO ESPECIFICADAS DE MORTALIDAD<br>OTHER ILL-DEFINED AND UNKNOWN CAUSES OF MORTALITY R96-R99                                                                              | 8              | 0.2           | 4              | 0.2           | 4               | 0.2           |
| TODOS LOS OTROS SÍNTOMAS, SIGNOS Y HALLAZGOS ANORMALES CLÍNICOS Y DE LABORATORIO NO CLASIFICADO<br>ALL OTHER SYMPTOMS, SIGNS AND ABNOR. CLINICAL AND LAB. FINDINGS, NOT ELSEWHERE CLASS. R00-R53, R55-R94 | 365            | 9.6           | 180            | 9.8           | 185             | 9.3           |
| <b>CAUSAS EXTERNAS DE MORTALIDAD<br/>EXTERNAL CAUSES OF MORTALITY V01-Y89</b>                                                                                                                             | <b>2,407</b>   | <b>63.1</b>   | <b>2,024</b>   | <b>110.2</b>  | <b>383</b>      | <b>19.3</b>   |
| ACCIDENTES<br>ACCIDENTS V01-X59, Y85-Y88                                                                                                                                                                  | 1,321          | 34.6          | 1,048          | 57            | 273             | 13.8          |
| ACCIDENTES DE TRANSPORTES<br>TRANSPORT ACCIDENTS V01-V99, Y85                                                                                                                                             | 634            | 16.6          | 487            | 26.5          | 147             | 7.4           |
| ACCIDENTES POR COLISIÓN CON VEHÍCULO DE RIELES<br>RAILWAY ACCIDENTS V05, V15, V806, V81                                                                                                                   | -              | -             | -              | -             | -               | -             |
| ACCIDENTES POR VEHÍCULOS DE MOTOR<br>MOTOR VEHICLE ACCIDENTS V02-V04, V090, V092, V194-V196, V20-V79, V803-V805, V83-V86, V870-V878, V880-V888                                                            | 620            | 16.2          | 474            | 25.8          | 146             | 7.4           |



Tabla 44 - TASAS DE MORTALIDAD GENERAL POR CAUSAS Y SEXO  
 Table 44 - GENERAL MORTALITY RATES BY CAUSES AND SEX  
 PUERTO RICO, 2000

| CAUSAS DE MUERTE - CAUSES OF DEATH                                                                                                                                                                                      | TOTAL          |               | Hombres-Males  |               | Mujeres-Females |               |
|-------------------------------------------------------------------------------------------------------------------------------------------------------------------------------------------------------------------------|----------------|---------------|----------------|---------------|-----------------|---------------|
|                                                                                                                                                                                                                         | Núm.<br>Number | Tasa*<br>Rate | Núm.<br>Number | Tasa*<br>Rate | Núm.<br>Number  | Tasa*<br>Rate |
| PEATÓN LESIONADO POR COLISIÓN CON VEHÍCULO DE MOTOR<br>PEDESTRIAN INVOLVED IN COLLISION WITH MOTOR VEHICLE V02-V04                                                                                                      | 207            | 5.4           | 164            | 8.9           | 43              | 2.2           |
| CICLISTA LESIONADO POR COLISIÓN CON VEHÍCULO DE MOTOR<br>PEDALCYCLIST INVOLVED IN COLLISION WITH MOTOR VEHICLE V12-V14,V190-V192,V194-V196                                                                              | 12             | 0.3           | 11             | 0.6           | 1               | 0.1           |
| MOTOCICLISTA LESIONADO EN ALGÚN ACCIDENTE EXCEPTO<br>COLISIÓN CON TREN O VEHÍCULO DE RIELES<br>MOTORCYCLIST INVOLVED IN ANY ACCIDENT EXCEPT COLLISION WITH RAIL TRAIN V20-V24,V26-V34,V36-V39                           | 53             | 1.4           | 49             | 2.7           | 4               | 0.2           |
| ACCIDENTES DE COLISIÓN DE VEHÍCULO DE MOTOR, CON TREN O VEHÍCULO DE RIELES<br>MOTOR VEHICLE ACCIDENT INVOLVING COLLISION WITH RAILWAY TRAIN V25,V35,V45,V55,V65,V75,V876,V886                                           | -              | -             | -              | -             | -               | -             |
| MOTOCICLISTA LESIONADO POR COLISIÓN CON TREN O VEHÍCULO DE RIELES<br>MOTORCYCLIST INVOLVED IN COLLISION WITH RAILWAY TRAIN V25,V35                                                                                      | -              | -             | -              | -             | -               | -             |
| OTROS ACCIDENTES DE COLISIÓN DE VEHÍCULO DE MOTOR<br>CON TREN O VEHÍCULO DE RIELES<br>OTHER MOTOR VEHICLE ACCIDENT INVOLVING COLLISION WITH RAILWAY TRAIN V45,V55,V65,V75,V876,V886                                     | -              | -             | -              | -             | -               | -             |
| Ocupante de vehículo de motor lesionado por colisión con<br>vehículo sin mot., tranvía, tracción animal o peatón<br>OCCUPANT OF MOTOR VEHICLE INVOLVED IN COLL. WITH OTHER (NON-MOTOR.) ROAD VEHICLE, STREETCAR, ANIMAL | 17             | 0.4           | 15             | 0.8           | 2               | 0.1           |
| Ocupante de automóvil, camioneta o furgoneta<br>lesionado por colisión con otro vehículo de motor<br>OCCUPANT OF CAR, PICKUP TRUCK OR VAN INVOLVED IN COLL. WITH OTHER MTR. VEHICL V42-V44,V49,V52-V54,V59              | 326            | 8.5           | 230            | 12.5          | 96              | 4.8           |
| Ocupante vehículo de transporte pesado, lesionado<br>por colisión con otro vehículo de motor<br>OCCUPANT OF HEAVY TRANSP. VEHICLE OR BUS INVOLVE IN COLL. WITH OTHER MTR. VEHICLE V62-V64,V69,V72-V74                   | 1              | -             | 1              | 0.1           | -               | -             |
| Ocupante de vehículo de motor lesionado en<br>accidente de transporte sin colisión<br>OCCUPANT OF MOTOR VEHICLE INVOLVED IN NONCOLLISION ACCIDENT V48,V58,V68,V78                                                       | 1              | -             | 1              | 0.1           | -               | -             |
| Ocupante de vehículo especial de motor lesionado en algún accidente<br>OCCUPANT OF SPECIAL-USE MOTOR VEHICLE INVOLVED IN ANY ACCIDENT V83-V86                                                                           | 1              | -             | 1              | 0.1           | -               | -             |
| OTROS ACCIDENTES DE VEHÍCULO DE MOTOR Y LOS NO ESPECIFICADOS<br>OTHER AND UNSP. MTR. VEHICLE ACCIDENTS V090,V092,<br>V803-V805,V870-V875,V877-V878,V880-V885,V887-V888                                                  | 2              | 0.1           | 2              | 0.1           | -               | -             |
| ACCIDENTES DE TRANVÍA<br>STREETCAR ACCIDENTS V62                                                                                                                                                                        | -              | -             | -              | -             | -               | -             |
| OTROS ACCIDENTES DE TRANSPORTE TERRESTRE Y LOS NO ESPECIFICADOS<br>OTHER AND UNSPECIFIED LAND TRANSPORT ACCIDENTS V01,V06,V091,V093,V099,V10-V11,V16-V18,V193...                                                        | 10             | 0.3           | 9              | 0.5           | 1               | 0.1           |
| ACCIDENTES DE TRANSPORTE POR AGUA<br>WATER TRANSPORT ACCIDENTS V90-V94                                                                                                                                                  | 1              | -             | 1              | 0.1           | -               | -             |
| ACCIDENTES DE TRANSPORTE AÉREO Y ESPACIAL<br>AIR AND SPACE TRANSPORT ACCIDENTS V95-V97                                                                                                                                  | -              | -             | -              | -             | -               | -             |

Tabla 44 - TASAS DE MORTALIDAD GENERAL POR CAUSAS Y SEXO  
 Table 44 - GENERAL MORTALITY RATES BY CAUSES AND SEX  
 PUERTO RICO, 2000

| CAUSAS DE MUERTE - CAUSES OF DEATH                                                                                                                                                                                      | TOTAL          |               | Hombres-Males  |               | Mujeres-Females |               |
|-------------------------------------------------------------------------------------------------------------------------------------------------------------------------------------------------------------------------|----------------|---------------|----------------|---------------|-----------------|---------------|
|                                                                                                                                                                                                                         | Núm.<br>Number | Tasa*<br>Rate | Núm.<br>Number | Tasa*<br>Rate | Núm.<br>Number  | Tasa*<br>Rate |
| OTROS ACCIDENTES DE TRANSPORTE Y NO ESPECIFICADOS Y SUS SECUELAS<br>OTHER AND UNSPECIFIED TRANSPORT ACCIDENTS AND THEIR SEQUELAE V98-V99,Y85                                                                            | 3              | 0.1           | 3              | 0.2           | -               | -             |
| CAÍDAS<br>FALLS W00-W19                                                                                                                                                                                                 | 205            | 5.4           | 140            | 7.6           | 65              | 3.3           |
| CAÍDA EN EL MISMO NIVEL<br>FALL ON SAME LEVEL W00-W09,W18                                                                                                                                                               | 114            | 3             | 67             | 3.6           | 47              | 2.4           |
| CAÍDA DE UN NIVEL A OTRO<br>FALL FROM ONE LEVEL TO ANOTHER W10-W17                                                                                                                                                      | 54             | 1.4           | 47             | 2.6           | 7               | 0.4           |
| CAÍDA NO ESPECIFICADA<br>UNSPECIFIED FALL W19                                                                                                                                                                           | 37             | 1             | 26             | 1.4           | 11              | 0.6           |
| DISPARO ACCIDENTAL DE ARMA DE FUEGO<br>ACCIDENTAL DISCHARGE OF FIREARMS W32-W34                                                                                                                                         | -              | -             | -              | -             | -               | -             |
| EXPLOSIÓN ACCIDENTAL<br>ACCIDENTAL EXPLOSIÓN W39-W40                                                                                                                                                                    | -              | -             | -              | -             | -               | -             |
| AHOGAMIENTO Y SUMERSIÓN ACCIDENTALES<br>ACCIDENTAL DROWNING AND SUBMERSION W65-W74                                                                                                                                      | 57             | 1.5           | 47             | 2.6           | 10              | 0.5           |
| INHALACIÓN E INGESTIÓN ACCIDENTALES DE ALIMENTOS Y<br>OTROS OBJETOS QUE CAUSAN OBSTRUCCIÓN EN VÍAS REPIRATORIA<br>ACCI. INHALATION AND INGESTIÓN OF FOOD OR OTHER<br>OBJ. CAUSING OBSTRUCT.OF RESPIRATORY TRACT W78-W80 | 15             | 0.4           | 9              | 0.5           | 6               | 0.3           |
| OTROS ACCIDENTES Y LOS NO ESPECIFICADOS QUE OBSTRUYEN LA RESPIRACIÓN<br>OTHER ACCIDENTAL AND UNSPECIFIED THREATS TO BREATHING W75-W77,W81-W84                                                                           | 5              | 0.1           | 4              | 0.2           | 1               | 0.1           |
| EXPOSICIÓN ACCIDENTAL A LINEAS DE TRANSMISIÓN ELÉCTRICAS<br>ACCIDENTAL EXPOSURE TO ELECTRIC CURRENT W85-W87                                                                                                             | 18             | 0.5           | 17             | 0.9           | 1               | 0.1           |
| EXPOSICIÓN ACCIDENTAL A RADIACIÓN<br>ACCIDENTAL EXPOSURE TO RADIATION W88-W91                                                                                                                                           | -              | -             | -              | -             | -               | -             |
| EXPOSICIÓN ACCIDENTAL AL HUMO, FUEGO Y LLAMAS<br>ACCIDENTAL EXPOSURE TO SMOKE, FIRE AND FLAMES X00-X09                                                                                                                  | 20             | 0.5           | 10             | 0.5           | 10              | 0.5           |
| CONTACTO ACCIDENTAL CON CALOR Y SUSTANCIAS CALIENTES<br>ACCIDENTAL CONTACT WITH HEAT AND HOT SUBSTANCES X10-X19                                                                                                         | -              | -             | -              | -             | -               | -             |
| VÍCTIMA DE RAYO<br>LIGHTNING X33                                                                                                                                                                                        | 1              | -             | 1              | 0.1           | -               | -             |
| VÍCTIMA DE TERREMOTO, ERUPCION VOLCÁNICA, AVALANCHA,<br>DERRUMBE Y OTROS MOVIMIENTOS DE TIERRA<br>EARTHQUAKE, VOLCANIC ERUPTION, AVALANCHE, LANDSLIDE<br>AND OTHER EARTH MOVEMENTS X34-X36                              | 2              | 0.1           | 2              | 0.1           | -               | -             |
| VÍCTIMA DE TORMENTA CATACLÍSMICA E INUNDACIÓN<br>CATACLYSMIC STORM AND FLOOD X37-X38                                                                                                                                    | -              | -             | -              | -             | -               | -             |
| ENVENENAMIENTO ACCIDENTAL POR Y EXPOSICIÓN A SUSTANCIAS NOCIVAS<br>ACCIDENTAL POISONING AND EXPOSURE TO NOXIOUS SUBSTANCES X40-X49                                                                                      | 342            | 9             | 312            | 17            | 30              | 1.5           |
| ENVENENAMIENTO ACCIDENTAL POR Y EXPOSICIÓN A<br>DROGAS Y OTRAS SUSTANCIAS BIOLÓGICAS<br>ACCIDENTAL POISONING BY AND EXPOSURE TO DRUGS AND<br>OTHER BIOLOGICAL SUBSTANCES X40-X44                                        | 329            | 8.6           | 300            | 16.3          | 29              | 1.5           |
| ENVENENAMIENTO ACCIDENTAL POR Y EXPOSICIÓN A OTRAS<br>SUSTANCIAS SÓLIDAS Y LÍQUIDAS Y LAS NO ESPECIFIC.<br>ACCIDENTAL POISONING BY AND EXPOSURE TO OTHER AND<br>UNSP. SOLID OR LIQUID SUBSTANCES X45-X46,X48-X49        | 12             | 0.3           | 12             | 0.7           | -               | -             |

Tabla 44 - TASAS DE MORTALIDAD GENERAL POR CAUSAS Y SEXO  
 Table 44 - GENERAL MORTALITY RATES BY CAUSES AND SEX  
 PUERTO RICO, 2000

| CAUSAS DE MUERTE - CAUSES OF DEATH                                                                                                                                                            | TOTAL          |               | Hombres-Males  |               | Mujeres-Females |               |
|-----------------------------------------------------------------------------------------------------------------------------------------------------------------------------------------------|----------------|---------------|----------------|---------------|-----------------|---------------|
|                                                                                                                                                                                               | Núm.<br>Number | Tasa*<br>Rate | Núm.<br>Number | Tasa*<br>Rate | Núm.<br>Number  | Tasa*<br>Rate |
| ENVENENAMIENTO ACCIDENTAL POR Y EXPOSICIÓN A OTROS GASES Y VAPORES<br>ACCIDENTAL POISONING BY AND EXPOSURE TO OTHER GASES AND VAPORES X47                                                     | 1              |               | -              |               | 1               | 0.1           |
| TODOS LOS OTROS ACCIDENTES, SUS SEQUELAS Y LOS NO ESPECIFICADOS<br>ALL OTHER AND UNSPECIFIED ACCIDENTS AND THEIR<br>SEQUELAE W20-W31,W35-W38,W41-W64,W92-W99,X20-X32..                        | 22             | 0.6           | 19             | 1             | 3               | 0.2           |
| LESIONES AUTOINFLIGIDAS INTENCIONALMENTE (SUICIDIO)<br>INTENTIONAL SELF-HARM (SUICIDE) X60-X84,Y870                                                                                           | 315            | 8.3           | 287            | 15.6          | 28              | 1.4           |
| EXPOSICIÓN A DROGAS Y OTRAS SUSTANCIAS BIOLÓGICAS<br>EXPOSURE TO DRUGS AND OTHER BILOGICAL SUBSTANCES X60-X64                                                                                 | 21             | 0.6           | 14             | 0.8           | 7               | 0.4           |
| EXPOSICIÓN A OTRAS SUSTANCIAS SÓLIDAS O LÍQUIDAS Y<br>SUS VAPORES Y LOS NO ESPECIFICADOS<br>EXPOSURE TO OTHER AND UNSPECIFIED SOLID OR LIQUID<br>SUBSTANCES AND THEIR VAPORES X65-X68,X68-X69 | 7              | 0.2           | 6              | 0.3           | 1               | 0.1           |
| EXPOSICIÓN A OTROS GASES Y VAPORES<br>EXPOSURE TO OTHER GASES AND VAPORES X67                                                                                                                 | 1              |               | 1              | 0.1           | -               |               |
| AHORCAMIENTO, ESTRANGULAMIENTO O SOFOCACIÓN<br>HANGING, STRANGULATION AND SUFFOCATION X70                                                                                                     | 210            | 5.5           | 198            | 10.8          | 12              | 0.6           |
| DISPARO DE ARMA DE FUEGO<br>DISCHARGE OF FIREARMS X72-X74                                                                                                                                     | 47             | 1.2           | 44             | 2.4           | 3               | 0.2           |
| SALTAR DESDE UN LUGAR ELEVADO<br>JUMPING FROM A HIGH PLACE X80                                                                                                                                | 9              | 0.2           | 5              | 0.3           | 4               | 0.2           |
| TODOS LOS OTROS MEDIOS Y SUS SEQUELAS Y LOS NO ESPECIFICADOS<br>ALL OTHER AND UNSPECIFIED MEANS AND THEIR SEQUELAE X71,X75-X79,X81-X84,Y870                                                   | 20             | 0.5           | 19             | 1             | 1               | 0.1           |
| AGRESIONES (HOMICIDIOS)<br>ASSAULT (HOMICIDE) X85-Y09,Y871                                                                                                                                    | 698            | 18.3          | 629            | 34.2          | 69              | 3.5           |
| AGRESIONES POR DROGAS, SUSTANCIAS BIOLÓGICAS Y<br>OTRAS SUSTANCIAS NOCIVAS NO ESPECIFICADAS<br>DRUGS, BIOLOGICAL SUBSTANCES AND OTHER AND<br>UNSPECIFIED NOXIOUS SUBSTANCES X85-X90           | 2              | 0.1           | 2              | 0.1           | -               |               |
| AGRESIÓN POR AHORCAMIENTO, ESTRANGULAMIENTO O SOFOCACIÓN<br>HANGING, STRANGULATION AND SUFFOCATION X91                                                                                        | 18             | 0.5           | 8              | 0.4           | 10              | 0.5           |
| HOMICIDIO POR DISPARO DE ARMAS DE FUEGO<br>DISCHARGE OF FIREARMS X93-X95                                                                                                                      | 574            | 15            | 533            | 29            | 41              | 2.1           |
| HOMICIDIO CON OBJETO CORTANTE<br>SHARP OBJECT X99                                                                                                                                             | 47             | 1.2           | 39             | 2.1           | 8               | 0.4           |
| HOMICIDIO POR OBJETO ROMO O SIN FILO<br>BLUNT OBJECT Y00                                                                                                                                      | 18             | 0.5           | 16             | 0.9           | 2               | 0.1           |
| HOMICIDIO CON FUERZA CORPORAL<br>BODILY FORCE Y05                                                                                                                                             | 26             | 0.7           | 22             | 1.2           | 4               | 0.2           |
| AGRESIÓN SEXUAL (HOMICIDIO) CON FUERZA CORPORAL<br>SEXUAL ASSAULT (HOMICIDE) BY BODILY FORCE Y05                                                                                              | -              |               | -              |               | -               |               |
| NEGLIGENCIA, ABANDONO Y OTROS SÍNDROMES DE MALTRATO<br>NEGLECT, ABANDONMENT AND OTHER MALTREATMENT SYNDROMES Y06-Y07                                                                          | 3              | 0.1           | -              |               | 3               | 0.2           |
| AGRESIÓN POR TODOS LOS OTROS Y POR MEDIOS NO ESPECIFICADOS Y SUS SEQUELAS<br>ALL OTHER AND UNSPECIFIED MEANS AND THEIR SEQUELAE X92,X96-X98,Y01-Y03,Y09,Y871                                  | 10             | 0.3           | 9              | 0.5           | 1               | 0.1           |
| EVENTOS DE INTENCIÓN NO DETERMINADA<br>EVENT OF UNDETERMINED INTENT Y10-Y34,Y872,Y899                                                                                                         | 68             | 1.8           | 57             | 3.1           | 11              | 0.6           |

Tabla 44 - TASAS DE MORTALIDAD GENERAL POR CAUSAS Y SEXO  
Table 44 - GENERAL MORTALITY RATES BY CAUSES AND SEX  
PUERTO RICO, 2000

| CAUSAS DE MUERTE - CAUSES OF DEATH                                                                                                                                                                                   | TOTAL          |               | Hombres-Males  |               | Mujeres-Females |               |
|----------------------------------------------------------------------------------------------------------------------------------------------------------------------------------------------------------------------|----------------|---------------|----------------|---------------|-----------------|---------------|
|                                                                                                                                                                                                                      | Núm.<br>Number | Tasa*<br>Rate | Núm.<br>Number | Tasa*<br>Rate | Núm.<br>Number  | Tasa*<br>Rate |
| ENVENENAMIENTO POR EXPOSICIÓN A DROGAS Y<br>SUSTANCIAS BIOLÓGICAS DE INTENCIÓN NO DETERMINADA<br>POISONING BY EXPOSURE TO DRUGS AND BIOLOGICAL<br>SUBSTANCES, UNDETERMINED INTENT Y10-Y14                            | 1              |               | 1              | 0.1           | -               |               |
| ENVENENAMIENTO POR Y EXPOSICIÓN A OTRAS SUSTANCIAS<br>QUÍMICAS Y NO ESPECIFICADAS DE INTENCIÓN NO DETER.<br>POISONING BY AND EXPOSURE TO OTHER AND UNSPECIFIED<br>SOLID OR LIQUID SUBST,UNDET.INTENT Y15-Y16,Y18-Y19 | -              |               | -              |               | -               |               |
| ENVENENAMIENTO POR Y EXPOSICIÓN A OTROS GASES Y<br>VAPORES DE INTENCIÓN NO DETERMINADA<br>POISONING BY AND EXPOSURE TO OTHER GASES AND VAPORUNDETERMINED INTENT Y17                                                  | -              |               | -              |               | -               |               |
| DISPARO DE ARMAS DE FUEGO, DE INTENCIÓN NO DETERMINADA<br>DISCHARGE OF FIREARMS, UNDETERMINED INTENT Y22-Y24                                                                                                         | 1              |               | -              |               | 1               | 0.1           |
| CAÍDA, SALTO O EMPUJÓN DESDE LUGAR ELEVADO, DE INTENCIÓN NO DETERMINADA<br>FALLING, JUMPING OR PUSHED FROM A HIGH PLACE, UNDETERMINED INTENT Y30                                                                     | -              |               | -              |               | -               |               |
| TODOS LOS OTROS EVENTOS NO ESPECIFICADOS DE<br>INTENCIÓN NO DETERMINADA Y SUS SECUELAS<br>ALL OTHER AND UNSPECIFIED EVENTS OF UNDETERMINED<br>INTENT AND THEIR SEQUELAE Y20-Y21,Y25-Y29,Y31-Y34                      | 66             | 1.7           | 56             | 3             | 10              | 0.5           |
| INTERVENCIÓN LEGAL<br>LEGAL INTERVENTION Y35-Y890                                                                                                                                                                    | -              |               | -              |               | -               |               |
| EJECUCIÓN LEGAL<br>LEGAL EXECUTION Y355                                                                                                                                                                              | -              |               | -              |               | -               |               |
| OTRAS INTERVENCIÓNES LEGALES Y SUS SECUELAS<br>OTHER LEGAL INTERVENTION AND THEIR SEQUELAE Y350-Y354,Y356-Y357,Y890                                                                                                  | -              |               | -              |               | -               |               |
| OPERACIONES DE GUERRA Y SUS SECUELAS<br>OPERATIONS OF WAR AND THEIR SEQUELAE Y36,Y891                                                                                                                                | 1              |               | 1              | 0.1           | -               |               |
| COMPLICACIONES DE LA ATENCIÓN MÉDICA Y QUIRÚRGICA<br>COMPLICATIONS OF MEDICAL AND SURGICAL CARE Y40-Y84, Y88                                                                                                         | 4              | 0.1           | 2              | 0.1           | 2               | 0.1           |
| DROGAS, MEDICAMENTOS Y SUSTANCIAS BIOLÓGICAS CAUSA<br>DE EFEC.ADVERSOS EN USO TERAPÉUTICO Y SUS SECUELAS<br>DRUGS, MEDICAMENTS AND BIOLOGICAL SUBS. CAUSING<br>ADV.EFFECTS IN THERAPEUTIC USE, AND THEIR SEQUELAE    | 2              | 0.1           | 1              | 0.1           | 1               | 0.1           |
| INCIDENTES OCURRIDOS AL PACIENTE DURANTE LA<br>ATENCIÓN MÉDICA Y QUIRÚRGICA Y SUS SECUELAS<br>MESADVENTURES TO PATIENTS DURING MEDICAL AND<br>SURGICAL CARE AND THEIR SEQUELAE Y60-Y69,Y881                          | 2              | 0.1           | 1              | 0.1           | 1               | 0.1           |
| OTRAS COMPLICACIONES DE CUIDADO MÉDICO Y QUIRÚRGICO Y SUS SECUELAS<br>OTHER COMPLICATIONS OF MEDICAL AND SURGICAL CARE AND THEIR SEQUELAE Y70-Y84,Y88                                                                | -              |               | -              |               | -               |               |

\* TASAS POR 100,000 HABITANTES - RATES PER 100,000 POPULATION

FUENTE: DEPARTAMENTO DE SALUD, SAPEESI, DIVISIÓN DE ESTADÍSTICAS, SAN JUAN, PUERTO RICO.

SOURCE: DEPARTMENT OF HEALTH, ASPESIS, DIVISION OF STATISTICS, SAN JUAN, PUERTO RICO.

Tabla 45 - PRIMERAS DIECINUEVE CAUSAS DE MUERTE  
 Table 45 - NINETEEN LEADING CAUSES OF DEATH  
 PUERTO RICO, 2000 Y 1999

| CAUSAS DE MUERTE 2/                                 | 2000  |               |            |              | 1999  |               |            |              |
|-----------------------------------------------------|-------|---------------|------------|--------------|-------|---------------|------------|--------------|
|                                                     | Orden | Número        | Por ciento | Tasa 1/      | Orden | Número        | Por ciento | Tasa 1/      |
| <b>TODAS LAS CAUSAS</b>                             | ---   | <b>28,550</b> | <b>100</b> | <b>748.0</b> | ---   | <b>29,145</b> | <b>100</b> | <b>753.8</b> |
| ENFERMEDADES DEL CORAZÓN (I00 -I099,I20-I519)       | 1     | 5,222         | 18.3       | 136.8        | 1     | 5,364         | 18.4       | 138.7        |
| TUMORES MALIGNOS (C00 -C97 )                        | 2     | 4,693         | 16.4       | 123.0        | 2     | 4,429         | 15.2       | 114.6        |
| DIABETES MELLITUS (E10 -E149)                       | 3     | 2,273         | 8.0        | 59.6         | 3     | 2,184         | 7.5        | 56.5         |
| ENFERMEDADES HIPERTENSIVAS (I10 ,I11 -139)          | 4     | 1,575         | 5.5        | 41.3         | 4     | 1,617         | 5.5        | 41.8         |
| TODOS LOS ACCIDENTES (V01 -X599,Y85 Y869)           | 5     | 1,321         | 4.6        | 34.6         | 5     | 1,269         | 4.4        | 32.8         |
| ENFERMEDADES CEREBROVASCULARES (I60 -I698)          | 6     | 1,166         | 4.1        | 30.5         | 6     | 1,265         | 4.3        | 32.7         |
| ENFERMEDAD PULMONAR CRÓNICA (J40 -J47 )             | 7     | 1,144         | 4.0        | 30.0         | 7     | 1,240         | 4.3        | 32.1         |
| ENFERMEDADES DEL HÍGADO (K70-K769)                  | 8     | 820           | 2.9        | 21.5         | 10    | 878           | 3.0        | 22.7         |
| NEUMONÍA E INFLUENZA (J10 -J189)                    | 9     | 785           | 2.7        | 20.6         | 8     | 1,069         | 3.7        | 27.6         |
| NEFRITIS Y NEFROSIS (N00 N079,N17 -N19,N25 -N279)   | 10    | 777           | 2.7        | 20.4         | 9     | 937           | 3.2        | 24.2         |
| ALZHEIMER (G30 -G309)                               | 11    | 709           | 2.5        | 18.6         | 14    | 587           | 2.0        | 15.2         |
| HOMICIDIOS E INTERVENCIÓN LEGAL (X85 -Y099,Y871)    | 12    | 698           | 2.4        | 18.3         | 12    | 705           | 2.4        | 18.2         |
| INFECCIÓN VIRUS INMUNODEFICIENCIA HUMANA (B20 -B24) | 13    | 643           | 2.3        | 16.8         | 13    | 610           | 2.1        | 15.8         |
| SEPTICEMIA (A40 -A419)                              | 14    | 601           | 2.1        | 15.7         | 11    | 726           | 2.5        | 18.8         |
| COND. ORIGINADAS EN EL PERÍODO PERINATAL (P00-P969) | 15    | 375           | 1.3        | 9.8          | 15    | 400           | 1.4        | 10.3         |
| SUICIDIOS (X60 -X84 ,Y870)                          | 16    | 315           | 1.1        | 8.3          | 16    | 299           | 1.0        | 7.7          |
| ANOMALÍAS CONGÉNITAS (Q00 -Q999)                    | 17    | 163           | 0.6        | 4.3          | 18    | 135           | 0.5        | 3.5          |
| ATEROSCLEROSIS (I70 -I709)                          | 18    | 128           | 0.4        | 3.4          | 17    | 182           | 0.6        | 4.7          |
| SÍNDROME DE MUERTE SÚBITA INFANTIL (R95)            | 19    | 4             | 0.0        | 0.1          | 19    | 7             | 0.0        | 0.2          |
| OTRAS CAUSAS                                        | 20    | 5,138         | 18.0       | 134.6        | ---   | 5,242         | 18.0       | 135.6        |

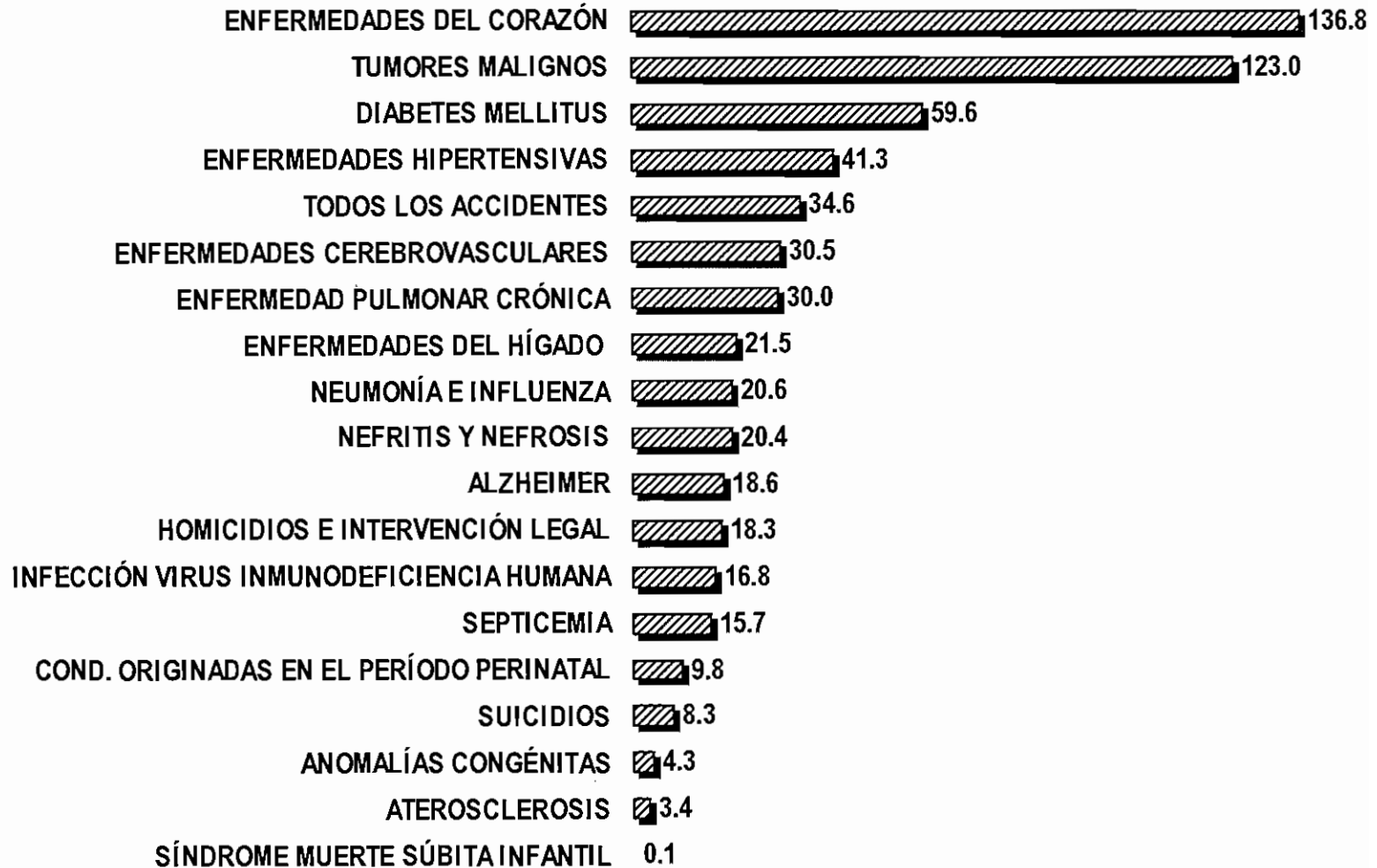
1/ TASA POR 100,000 HABITANTES.

2/ CODIFICACIÓN SEGÚN DÉCIMA CLASIFICACIÓN INTERNACIONAL DE ENFERMEDADES (ICD-10).

FUENTE: DEPARTAMENTO DE SALUD, SAPEESI, DIVISIÓN DE ESTADÍSTICAS, SAN JUAN, PUERTO RICO.

SOURCE: DEPARTMENT OF HEALTH, ASPESIS, DIVISION OF STATISTICS, SAN JUAN, PUERTO RICO.

**Gráfica 11 - PRIMERAS DIECINUEVE CAUSAS DE MORTALIDAD\***  
**Chart 11 - NINETEEN LEADING CAUSES OF DEATH**  
**PUERTO RICO, 2000**



\* TASAS POR 100,000 HABITANTES RATES PER 100,000 POPULATION  
 FUENTE: DEPARTAMENTO DE SALUD, SAPEESI, DIVISIÓN DE ESTADÍSTICAS, SAN JUAN, PUERTO RICO  
 SOURCE: DEPARTMENT OF HEALTH, ASPESIS, DIVISION OF STATISTICS, SAN JUAN, PUERTO RICO

Tabla 46 - DEFUNCIONES POR CAUSAS ESPECÍFICAS Y GRUPOS DE EDAD  
 Table 46 - DEATHS BY SELECTED CAUSES AND AGE GROUPS  
 PUERTO RICO, 2000

| CAUSAS DE MUERTE<br>CAUSES OF DEATH<br>(TENTH REV. OF INTERN. LIST, 1999)                                              | GRUPOS DE EDAD - AGE GROUPS |            |           |           |           |           |           |           |            |            |            |            |
|------------------------------------------------------------------------------------------------------------------------|-----------------------------|------------|-----------|-----------|-----------|-----------|-----------|-----------|------------|------------|------------|------------|
|                                                                                                                        | TOTAL                       | <1         | 1         | 2         | 3         | 4         | 5-9       | 10-14     | 15-19      | 20-24      | 25-29      | 30-34      |
| <b>TODAS LAS CAUSAS</b><br><b>ALL CAUSES</b>                                                                           | <b>28,550</b>               | <b>588</b> | <b>32</b> | <b>22</b> | <b>10</b> | <b>10</b> | <b>57</b> | <b>51</b> | <b>269</b> | <b>432</b> | <b>422</b> | <b>466</b> |
| ENF. SISTEMA CIRCULATORIO<br>DISEASES OF THE CIRCULATORY SYS                                                           | 8,352                       | 14         | 2         | 1         | 2         | 1         | 5         | 2         | 6          | 18         | 19         | 34         |
| ENFERMEDADES DEL CORAZÓN<br>HEART DISEASES                                                                             | 5,222                       | 12         | 2         | 1         | 2         | 1         | 4         | 2         | 5          | 12         | 13         | 23         |
| ENF. CEREBROVASCULARES<br>CEREBROVASCULAR DISEASES                                                                     | 1,166                       | -          | -         | -         | -         | -         | 1         | -         | -          | 2          | 3          | 4          |
| OTRAS ENF. HIPERTENSIVAS<br>OTHER HIPERTENSIVE DISEASES                                                                | 1,575                       | 2          | -         | -         | -         | -         | -         | -         | -          | 2          | 2          | 3          |
| ARTERIOESCLEROSIS<br>ATHEROSCLEROSIS                                                                                   | 128                         | -          | -         | -         | -         | -         | -         | -         | -          | -          | -          | -          |
| TUMORES MALIGNOS<br>MALIGNANT NEOPLASM                                                                                 | 4,693                       | -          | 3         | -         | 1         | 1         | 13        | 5         | 10         | 9          | 23         | 30         |
| ORG. DIGESTIVOS Y PERITONEO<br>DIGESTIVE ORG. AND PERITONEUM                                                           | 1,490                       | -          | -         | -         | -         | -         | -         | -         | -          | 1          | -          | 3          |
| ENF. SISTEMA RESPIRATORIO<br>DISEASES OF RESPIRATORY SYSTEM                                                            | 2,804                       | 25         | 4         | 3         | 1         | -         | 2         | 3         | 6          | 9          | 7          | 25         |
| NEUMONÍA E INFLUENZA<br>PNEUMONIA AND INFLUENZA                                                                        | 785                         | 11         | 3         | -         | -         | -         | 1         | -         | 2          | 2          | 1          | 14         |
| ENF. PULMONAR OBSTRUCTIVA<br>CRÓNICA Y AFECCIONES AFINES<br>CRONIC OBST. PULMONARY<br>DISEASES AND ALLIED COND.        | 1,144                       | 2          | -         | -         | -         | -         | 1         | 2         | 3          | 6          | 5          | 5          |
| ASMA<br>ASTHMA                                                                                                         | 159                         | -          | -         | -         | -         | -         | 1         | 2         | 3          | 5          | 4          | 3          |
| ENFISEMA<br>EMPHYSEMA                                                                                                  | 128                         | -          | -         | -         | -         | -         | -         | -         | -          | -          | -          | -          |
| ENF. DEL SISTEMA DIGESTIVO<br>DISEASES OF DIGESTIVE SYSTEM                                                             | 1,445                       | 10         | 2         | -         | 1         | -         | -         | 2         | 1          | 4          | 8          | 10         |
| ENFERMEDADES DEL HÍGADO<br>LIVER DISEASES                                                                              | 820                         | 1          | -         | -         | -         | -         | -         | 1         | -          | 3          | 3          | 6          |
| ENF. GLÁNDULAS ENDOCRINAS<br>ENDOCRINE GLANDS DISEASES                                                                 | 2,334                       | -          | 1         | -         | -         | -         | -         | 1         | -          | 2          | 5          | 12         |
| DIABETES MELLITUS<br>DIABETES MELLITUS                                                                                 | 2,273                       | -          | 1         | -         | -         | -         | -         | 1         | -          | 1          | 4          | 12         |
| TODOS LOS ACCIDENTES<br>ALL ACCIDENTS                                                                                  | 1,321                       | 6          | 6         | 5         | 1         | 2         | 11        | 18        | 110        | 117        | 122        | 98         |
| ACC. TRÁFICO VEHÍCULOS MOTOR<br>MOTOR VEH. TRAFFIC ACCIDENTS                                                           | 620                         | 3          | 3         | 3         | 1         | 2         | 5         | 10        | 79         | 76         | 58         | 32         |
| CIERTAS CONDICIONES ORIGINADAS<br>EN EL PERÍODO PERINATAL<br>CERTAIN CONDITIONS ORIGINATING<br>IN THE PERINATAL PERIOD | 375                         | 374        | -         | -         | -         | -         | -         | -         | -          | -          | -          | -          |
| SÍNDROME DIFIC. RESPIRATORIA<br>RESPIRATORY DESTRESS SYNDROME                                                          | 43                          | 43         | -         | -         | -         | -         | -         | -         | -          | -          | -          | -          |
| HOMICIDIOS<br>HOMICIDES                                                                                                | 698                         | 4          | 4         | 1         | 1         | 1         | 5         | 6         | 89         | 184        | 133        | 80         |

Tabla 46 - DEFUNCIONES POR CAUSAS ESPECÍFICAS Y GRUPOS DE EDAD  
 Table 46 - DEATHS BY SELECTED CAUSES AND AGE GROUPS  
 PUERTO RICO, 2000

| CAUSAS DE MUERTE<br>CAUSES OF DEATH<br>(TENTH REV. OF INTERN. LIST, 1989)                                       | GRUPOS DE EDAD - AGE GROUPS |    |   |   |   |   |     |       |       |       |       |       |
|-----------------------------------------------------------------------------------------------------------------|-----------------------------|----|---|---|---|---|-----|-------|-------|-------|-------|-------|
|                                                                                                                 | TOTAL                       | <1 | 1 | 2 | 3 | 4 | 5-9 | 10-14 | 15-19 | 20-24 | 25-29 | 30-34 |
| ATAQUE CON ARMAS DE FUEGO<br>Y EXPLOSIVOS<br>ASSAULT BY FIREARMS AND<br>EXPLOSIVES                              | 574                         | -  | - | 1 | - | - | 2   | 5     | 83    | 173   | 126   | 65    |
| ENF. SISTEMA GENITOURINARIO<br>DISEASES GENITOURINARY SYSTEM                                                    | 982                         | 4  | - | - | - | 1 | 1   | -     | -     | 2     | 7     | 3     |
| NEFRITIS, NEFROSIS<br>SÍNDROME NEFRÓTICO<br>NEPHRITIS, NEPHROSIS<br>NEPHROTIC SYNDROME                          | 777                         | 4  | - | - | - | 1 | 1   | -     | -     | 1     | 5     | 3     |
| SUICIDIOS Y LESIONES AUTOINF.<br>SUICIDES AND SELF-INFLICTED INJURY                                             | 315                         | -  | - | - | - | - | -   | -     | 10    | 24    | 21    | 28    |
| AHORCAMIENTO, ESTRANGULACIÓN<br>Y SOFOCACIÓN<br>HANGING, STRANGULATION AND<br>SUFFOCATION                       | 210                         | -  | - | - | - | - | -   | -     | 5     | 16    | 13    | 20    |
| ENF. DEL SISTEMA NERVIOSO Y<br>DE LOS ÓRGANOS DE LOS SENTIDOS<br>DISEASES OF NERVOUS SYSTEM AND<br>SENSE ORGANS | 1,162                       | 7  | 1 | 4 | - | 2 | 6   | 5     | 8     | 8     | 14    | 13    |
| EPILEPSIA<br>EPILEPSY                                                                                           | 83                          | 1  | - | - | - | 1 | 2   | 1     | 2     | 4     | 5     | 7     |
| ENF. INFECCIOSAS Y PARASITARIAS<br>INFECTIOUS AND PARASITIC DISEASES                                            | 1,484                       | 28 | - | 2 | 1 | - | 3   | 2     | 7     | 17    | 37    | 93    |
| SEPTICEMIA<br>SEPTICEMIA                                                                                        | 601                         | 13 | - | - | - | - | -   | -     | 1     | 2     | 4     | 5     |
| TUBERCULOSIS<br>TUBERCULOSIS                                                                                    | 21                          | -  | - | - | - | - | -   | -     | -     | -     | -     | -     |
| ANOMALÍAS CONGÉNITAS<br>CONGENITAL ANOMALIES                                                                    | 163                         | 96 | 6 | 5 | 1 | 1 | 2   | 2     | 3     | 4     | -     | 3     |
| ANOMALÍAS CONG. DEL CORAZÓN<br>CONGENITAL ANOM. OF HEART                                                        | 45                          | 29 | 5 | 2 | 1 | - | -   | -     | -     | 2     | -     | -     |
| OTRAS CAUSAS<br>OTHER CAUSES                                                                                    | 2,422                       | 20 | 3 | 1 | 1 | 1 | 9   | 5     | 19    | 34    | 26    | 37    |



Tabla 46 - DEFUNCIONES POR CAUSAS ESPECÍFICAS Y GRUPOS DE EDAD  
 Table 46 - DEATHS BY SELECTED CAUSES AND AGE GROUPS  
 PUERTO RICO, 2000

| CAUSAS DE MUERTE<br>CAUSES OF DEATH<br>(TENTH REV. OF INTERN. LIST. 1989)                                              | GRUPOS DE EDAD - AGE GROUPS |         |         |         |         |         |         |         |         |         |       |         |
|------------------------------------------------------------------------------------------------------------------------|-----------------------------|---------|---------|---------|---------|---------|---------|---------|---------|---------|-------|---------|
|                                                                                                                        | 35 - 39                     | 40 - 44 | 45 - 49 | 50 - 54 | 55 - 59 | 60 - 64 | 65 - 69 | 70 - 74 | 75 - 79 | 80 - 84 | 85 +  | NO ESP. |
| TODAS LAS CAUSAS<br>ALL CAUSES                                                                                         | 662                         | 762     | 1,008   | 1,286   | 1,530   | 1,853   | 2,497   | 3,014   | 3,509   | 3,638   | 6,387 | 45      |
| ENF. SISTEMA CIRCULATORIO<br>DISEASES OF THE CIRCULATORY SYS                                                           | 55                          | 89      | 175     | 293     | 406     | 532     | 746     | 989     | 1,246   | 1,325   | 2,380 | 12      |
| ENFERMEDADES DEL CORAZÓN<br>HEART DISEASES                                                                             | 38                          | 52      | 100     | 180     | 263     | 342     | 467     | 643     | 782     | 816     | 1,451 | 11      |
| ENF. CEREBROVASCULARES<br>CEREBROVASCULAR DISEASES                                                                     | 4                           | 12      | 19      | 33      | 34      | 55      | 82      | 126     | 169     | 223     | 398   | 1       |
| OTRAS ENF. HIPERTENSIVAS<br>OTHER HYPERTENSIVE DISEASES                                                                | 12                          | 21      | 47      | 71      | 95      | 113     | 158     | 179     | 242     | 227     | 401   | -       |
| ARTERIOESCLEROSIS<br>ATHEROSCLEROSIS                                                                                   | -                           | -       | -       | 1       | 6       | 3       | 14      | 12      | 18      | 21      | 53    | -       |
| TUMORES MALIGNOS<br>MALIGNANT NEOPLASM                                                                                 | 62                          | 107     | 178     | 252     | 343     | 439     | 605     | 634     | 660     | 562     | 755   | 1       |
| ORG. DIGESTIVOS Y PERITONEO<br>DIGESTIVE ORG. AND PERITONEUM                                                           | 11                          | 18      | 47      | 64      | 112     | 145     | 213     | 214     | 239     | 178     | 245   | -       |
| ENF. SISTEMA RESPIRATORIO<br>DISEASES OF RESPIRATORY SYSTEM                                                            | 23                          | 33      | 50      | 65      | 97      | 131     | 205     | 323     | 397     | 456     | 937   | 2       |
| NEUMONÍA E INFLUENZA<br>PNEUMONIA AND INFLUENZA                                                                        | 12                          | 10      | 13      | 19      | 16      | 33      | 51      | 71      | 96      | 130     | 298   | 2       |
| ENF. PULMONAR OBSTRUCTIVA<br>CRÓNICA Y AFECCIONES AFINES<br>CRONIC OBST. PULMONARY<br>DISEASES AND ALLIED COND.        | 8                           | 14      | 14      | 21      | 44      | 57      | 89      | 144     | 172     | 193     | 364   | -       |
| ASMA<br>ASTHMA                                                                                                         | 2                           | 3       | 7       | 11      | 17      | 15      | 16      | 13      | 16      | 18      | 23    | -       |
| ENFISEMA<br>EMPHYSEMA                                                                                                  | -                           | 3       | 2       | 2       | 6       | 7       | 12      | 19      | 20      | 20      | 37    | -       |
| ENF. DEL SISTEMA DIGESTIVO<br>DISEASES OF DIGESTIVE SYSTEM                                                             | 23                          | 53      | 87      | 126     | 148     | 145     | 146     | 160     | 155     | 160     | 203   | 1       |
| ENFERMEDADES DEL HÍGADO<br>LIVER DISEASES                                                                              | 13                          | 40      | 71      | 97      | 113     | 97      | 102     | 84      | 66      | 66      | 56    | 1       |
| ENF. GLÁNDULAS ENDOCRINAS<br>ENDOCRINE GLANDS DISEASES                                                                 | 21                          | 37      | 69      | 108     | 163     | 208     | 293     | 338     | 364     | 310     | 401   | 1       |
| DIABETES MELLITUS<br>DIABETES MELLITUS                                                                                 | 18                          | 34      | 64      | 106     | 161     | 204     | 290     | 332     | 355     | 303     | 386   | 1       |
| TODOS LOS ACCIDENTES<br>ALL ACCIDENTS                                                                                  | 123                         | 112     | 109     | 84      | 67      | 57      | 38      | 48      | 60      | 45      | 70    | 12      |
| ACC. TRÁFICO VEHÍCULOS MOTOR<br>MOTOR VEH. TRAFFIC ACCIDENTS                                                           | 46                          | 36      | 45      | 45      | 29      | 29      | 27      | 28      | 30      | 19      | 10    | 4       |
| CIERTAS CONDICIONES ORIGINADAS<br>EN EL PERÍODO PERINATAL<br>CERTAIN CONDITIONS ORIGINATING<br>IN THE PERINATAL PERIOD | -                           | -       | -       | -       | -       | -       | -       | -       | -       | -       | -     | 1       |
| SÍNDROME DIFIC. RESPIRATORIA<br>RESPIRATORY DISTRESS SYNDROME                                                          | -                           | -       | -       | -       | -       | -       | -       | -       | -       | -       | -     | -       |
| HOMICIDIOS<br>HOMICIDES                                                                                                | 61                          | 33      | 28      | 21      | 12      | 12      | 5       | 5       | 3       | 6       | -     | 4       |

Tabla 46 - DEFUNCIONES POR CAUSAS ESPECÍFICAS Y GRUPOS DE EDAD  
 Table 46 - DEATHS BY SELECTED CAUSES AND AGE GROUPS  
 PUERTO RICO, 2000

| CAUSAS DE MUERTE<br>CAUSES OF DEATH<br>(TENTH REV. OF INTERN. LIST, 1989)                                       | GRUPOS DE EDAD - AGE GROUPS |         |         |         |         |         |         |         |         |         |      |         |
|-----------------------------------------------------------------------------------------------------------------|-----------------------------|---------|---------|---------|---------|---------|---------|---------|---------|---------|------|---------|
|                                                                                                                 | 35 - 39                     | 40 - 44 | 45 - 49 | 50 - 54 | 55 - 59 | 60 - 64 | 65 - 69 | 70 - 74 | 75 - 79 | 80 - 84 | 85 + | NO ESP. |
| ATAQUE CON ARMAS DE FUEGO<br>Y EXPLOSIVOS<br>ASSAULT BY FIREARMS AND<br>EXPLOSIVES                              | 45                          | 22      | 18      | 14      | 6       | 7       | 1       | 1       | 1       | 2       |      | 2       |
| ENF. SISTEMA GENITOURINARIO<br>DISEASES GENITOURINARY SYSTEM                                                    | 10                          | 15      | 27      | 37      | 52      | 67      | 99      | 125     | 112     | 141     | 279  |         |
| NEFRITIS, NEFROSIS<br>SÍNDROME NEFRÓTICO<br>NEPHRITIS, NEPHROSIS<br>NEPHROTIC SYNDROME                          | 9                           | 13      | 23      | 34      | 48      | 58      | 85      | 103     | 90      | 107     | 192  |         |
| SUICIDIOS Y LESIONES AUTOINF.<br>SUICIDES AND SELF-INFLICTED INJURY                                             | 48                          | 27      | 32      | 36      | 14      | 25      | 18      | 9       | 10      | 7       | 6    |         |
| AHORCAMIENTO, ESTRANGULACIÓN<br>Y SOFOCACIÓN<br>HANGING, STRANGULATION AND<br>SUFFOCATION                       | 33                          | 17      | 20      | 19      | 13      | 20      | 13      | 6       | 5       | 6       | 4    |         |
| ENF. DEL SISTEMA NERVIOSO Y<br>DE LOS ÓRGANOS DE LOS SENTIDOS<br>DISEASES OF NERVOUS SYSTEM AND<br>SENSE ORGANS | 17                          | 20      | 22      | 22      | 37      | 52      | 68      | 103     | 152     | 186     | 414  | 1       |
| EPILEPSIA<br>EPILEPSY                                                                                           | 7                           | 4       | 10      | 5       | 5       | 9       | 3       | 5       | 4       | 3       | 4    | 1       |
| ENF. INFECCIOSAS Y PARASITARIAS<br>INFECTIOUS AND PARASITIC DISEASES                                            | 148                         | 151     | 126     | 113     | 65      | 59      | 90      | 93      | 100     | 117     | 229  | 3       |
| SEPTICEMIA<br>SEPTICEMIA                                                                                        | 7                           | 5       | 14      | 16      | 19      | 24      | 52      | 63      | 83      | 95      | 198  |         |
| TUBERCULOSIS<br>TUBERCULOSIS                                                                                    | 1                           | 1       | 1       | 1       | 2       | 4       | 2       | 3       | 2       | 4       |      |         |
| ANOMALÍAS CONGÉNITAS<br>CONGENITAL ANOMALIES                                                                    | 5                           | 3       | 5       | 6       | 6       | 2       | 3       |         | 2       | 5       | 3    |         |
| ANOMALÍAS CONG. DEL CORAZÓN<br>CONGENITAL ANOM. OF HEART                                                        |                             |         | 1       | 1       |         | 1       |         |         | 1       | 2       |      |         |
| OTRAS CAUSAS<br>OTHER CAUSES                                                                                    | 66                          | 82      | 100     | 123     | 120     | 124     | 181     | 187     | 248     | 318     | 710  | 7       |

FUENTE: DEPARTAMENTO DE SALUD, SAPEESI, DIVISIÓN DE ESTADÍSTICAS, SAN JUAN, PUERTO RICO.

SOURCE: DEPARTMENT OF HEALTH, ASPESI, DIVISION OF STATISTICS, SAN JUAN, PUERTO RICO.

Tabla 47 - TASAS\* DE MORTALIDAD GENERAL POR REGIONES DE SALUD, MUNICIPIO DE RESIDENCIA Y CAUSAS ESPECÍFICAS  
Table 47 - GENERAL MORTALITY RATES BY REGIONS OF HEALTH, RESIDENCE MUNICIPALITY AND SELECTED CAUSES  
PUERTO RICO, 2000

| MUNICIPIOS<br>MUNICIPALITIES | TOTAL  |       | ENF. CORAZÓN<br>Heart Diseases |       | CÁNCER |       | DIABETES MELLITUS |       | ACCIDENTES<br>ACCIDENTS |      | SIDA |      | Cerebrovasculares<br>Cerebrovasc. Dis. |      |
|------------------------------|--------|-------|--------------------------------|-------|--------|-------|-------------------|-------|-------------------------|------|------|------|----------------------------------------|------|
|                              | Núm.   | Tasa  | Núm.                           | Tasa  | Núm.   | Tasa  | Núm.              | Tasa  | Núm.                    | Tasa | Núm. | Tasa | Núm.                                   | Tasa |
| TOTAL                        | 28,550 | 748.0 | 5,222                          | 136.8 | 4,693  | 123.0 | 2,273             | 59.6  | 1,321                   | 34.6 | 643  | 16.8 | 1,166                                  | 30.5 |
| REGIÓN ARECIBO               | 3,667  | 793.2 | 598                            | 129.4 | 565    | 122.2 | 354               | 76.6  | 176                     | 38.1 | 63   | 13.6 | 132                                    | 28.6 |
| ÁREA DE ARECIBO              | 2,182  | 807.9 | 336                            | 124.4 | 346    | 128.1 | 242               | 89.6  | 91                      | 33.7 | 27   | 10.0 | 61                                     | 22.6 |
| ARECIBO                      | 932    | 928.8 | 140                            | 139.5 | 146    | 145.5 | 104               | 103.6 | 27                      | 26.9 | 11   | 11.0 | 29                                     | 28.9 |
| CAMUY                        | 207    | 586.1 | 34                             | 96.3  | 38     | 107.6 | 26                | 73.6  | 9                       | 25.5 | -    | -    | 8                                      | 22.7 |
| HATILLO                      | 279    | 715.2 | 47                             | 120.5 | 43     | 110.2 | 29                | 74.3  | 14                      | 35.9 | 4    | 10.3 | 5                                      | 12.8 |
| LARES                        | 273    | 791.5 | 45                             | 130.5 | 38     | 110.2 | 28                | 81.2  | 17                      | 49.3 | 4    | 11.6 | 4                                      | 11.6 |
| QUEBRADILLAS                 | 191    | 748.9 | 28                             | 109.8 | 32     | 125.5 | 19                | 74.5  | 11                      | 43.1 | 3    | 11.8 | 6                                      | 23.5 |
| UTUADO                       | 300    | 847.1 | 42                             | 118.6 | 49     | 138.4 | 36                | 101.7 | 13                      | 36.7 | 5    | 14.1 | 9                                      | 25.4 |
| ÁREA DE MANATÍ               | 1,485  | 772.5 | 262                            | 136.3 | 219    | 113.9 | 112               | 58.3  | 85                      | 44.2 | 36   | 18.7 | 71                                     | 36.9 |
| BARCELONETA                  | 221    | 987.9 | 45                             | 201.2 | 29     | 129.6 | 19                | 84.9  | 13                      | 58.1 | 5    | 22.4 | 11                                     | 49.2 |
| CIALES                       | 133    | 669.9 | 18                             | 90.7  | 14     | 70.5  | 14                | 70.5  | 9                       | 45.3 | 1    | 5.0  | 6                                      | 30.2 |
| FLORIDA                      | 100    | 806.8 | 8                              | 64.5  | 21     | 169.4 | 11                | 88.8  | 4                       | 32.3 | -    | -    | 5                                      | 40.3 |
| MANATÍ                       | 379    | 832.8 | 63                             | 138.4 | 59     | 129.6 | 25                | 54.9  | 21                      | 46.1 | 6    | 13.2 | 15                                     | 33.0 |
| MOROVIS                      | 197    | 656.0 | 33                             | 109.9 | 30     | 99.9  | 14                | 46.6  | 18                      | 59.9 | 2    | 6.7  | 11                                     | 36.6 |
| VEGA BAJA                    | 455    | 733.1 | 95                             | 153.1 | 66     | 106.3 | 29                | 46.7  | 20                      | 32.2 | 22   | 35.4 | 23                                     | 37.1 |
| REGIÓN BAYAMÓN               | 4,048  | 647.9 | 745                            | 119.2 | 698    | 111.7 | 286               | 45.8  | 186                     | 29.8 | 96   | 15.4 | 162                                    | 25.9 |
| ÁREA BARRANQUITAS            | 826    | 591.5 | 151                            | 108.1 | 151    | 108.1 | 60                | 43.0  | 33                      | 23.6 | 10   | 7.2  | 39                                     | 27.9 |
| BARRANQUITAS                 | 165    | 569.5 | 27                             | 93.2  | 31     | 107.0 | 7                 | 24.2  | 8                       | 27.6 | 1    | 3.5  | 7                                      | 24.2 |
| COMERÍO                      | 148    | 738.3 | 30                             | 149.7 | 27     | 134.7 | 10                | 49.9  | 9                       | 44.9 | 2    | 10.0 | 8                                      | 39.9 |
| COROZAL                      | 203    | 549.4 | 37                             | 100.1 | 35     | 94.7  | 20                | 54.1  | 7                       | 18.9 | 1    | 2.7  | 9                                      | 24.4 |
| NARANJITO                    | 176    | 591.1 | 30                             | 100.8 | 38     | 127.6 | 16                | 53.7  | 5                       | 16.8 | 4    | 13.4 | 5                                      | 16.8 |
| OROCOVIS                     | 134    | 560.8 | 27                             | 113.0 | 20     | 83.7  | 7                 | 29.3  | 4                       | 16.7 | 2    | 8.4  | 10                                     | 41.8 |
| ÁREA DE BAYAMÓN              | 2,223  | 680.7 | 395                            | 120.9 | 395    | 120.9 | 164               | 50.2  | 98                      | 30.0 | 48   | 14.7 | 94                                     | 28.8 |
| BAYAMÓN                      | 1,685  | 750.4 | 296                            | 131.8 | 293    | 130.5 | 125               | 55.7  | 72                      | 32.1 | 39   | 17.4 | 82                                     | 36.5 |
| TOA ALTA                     | 298    | 465.1 | 49                             | 76.5  | 59     | 92.1  | 25                | 39.0  | 15                      | 23.4 | 3    | 4.7  | 8                                      | 12.5 |
| VEGA ALTA                    | 240    | 631.7 | 50                             | 131.6 | 43     | 113.2 | 14                | 36.8  | 11                      | 29.0 | 6    | 15.8 | 4                                      | 10.5 |
| ÁREA DE CATAÑO               | 999    | 630.2 | 199                            | 125.5 | 152    | 95.9  | 62                | 39.1  | 55                      | 34.7 | 38   | 24.0 | 29                                     | 18.3 |
| CATAÑO                       | 216    | 716.8 | 42                             | 139.4 | 32     | 106.2 | 14                | 46.5  | 10                      | 33.2 | 11   | 36.5 | 6                                      | 19.9 |
| DORADO                       | 211    | 618.9 | 36                             | 105.6 | 31     | 90.9  | 16                | 46.9  | 12                      | 35.2 | 6    | 17.6 | 6                                      | 17.6 |
| TOA BAJA                     | 572    | 606.6 | 121                            | 128.3 | 89     | 94.4  | 32                | 33.9  | 33                      | 35.0 | 21   | 22.3 | 17                                     | 18.0 |
| REGIÓN DE CAGUAS             | 3,986  | 698.3 | 708                            | 124.0 | 666    | 116.7 | 326               | 57.1  | 185                     | 32.4 | 78   | 13.7 | 163                                    | 28.6 |
| ÁREA DE CAGUAS               | 1,975  | 694.6 | 350                            | 123.1 | 324    | 113.9 | 160               | 56.3  | 96                      | 33.8 | 43   | 15.1 | 71                                     | 25.0 |
| AGUAS BUENAS                 | 185    | 635.8 | 29                             | 99.7  | 29     | 99.7  | 21                | 72.2  | 6                       | 20.6 | 4    | 13.7 | 8                                      | 27.5 |
| CAGUAS                       | 1,002  | 711.6 | 167                            | 118.6 | 163    | 115.8 | 89                | 63.2  | 51                      | 36.2 | 24   | 17.0 | 39                                     | 27.7 |
| GURABO                       | 230    | 624.6 | 44                             | 119.5 | 41     | 111.3 | 20                | 54.3  | 10                      | 27.2 | 5    | 13.6 | 6                                      | 16.3 |
| JUNCOS                       | 240    | 657.0 | 51                             | 139.6 | 41     | 112.2 | 15                | 41.1  | 14                      | 38.3 | 7    | 19.2 | 8                                      | 21.9 |
| SAN LORENZO                  | 318    | 774.0 | 59                             | 143.6 | 50     | 121.7 | 15                | 36.5  | 15                      | 36.5 | 3    | 7.3  | 10                                     | 24.3 |

Tabla 47 - TASAS\* DE MORTALIDAD GENERAL POR REGIONES DE SALUD, MUNICIPIO DE RESIDENCIA Y CAUSAS ESPECÍFICAS  
 Table 47 - GENERAL MORTALITY RATES BY REGIONS OF HEALTH, RESIDENCE MUNICIPALITY AND SELECTED CAUSES  
 PUERTO RICO, 2000

| MUNICIPIOS<br>MUNICIPALITIES | TOTAL |       | ENF. CORAZÓN<br>Heart Diseases |       | CÁNCER |       | DIABETES MELLITUS |       | ACCIDENTES<br>ACCIDENTS |      | SIDA |      | Cerebrovasculares<br>Cerebrovasc. Dis. |      |
|------------------------------|-------|-------|--------------------------------|-------|--------|-------|-------------------|-------|-------------------------|------|------|------|----------------------------------------|------|
|                              | Núm.  | Tasa  | Núm.                           | Tasa  | Núm.   | Tasa  | Núm.              | Tasa  | Núm.                    | Tasa | Núm. | Tasa | Núm.                                   | Tasa |
| ÁREA DE CAYEY                | 773   | 661.4 | 135                            | 115.5 | 129    | 110.4 | 57                | 48.8  | 38                      | 32.5 | 17   | 14.5 | 42                                     | 35.9 |
| AIBONITO                     | 213   | 802.2 | 38                             | 143.1 | 37     | 139.4 | 17                | 64.0  | 9                       | 33.9 | 2    | 7.5  | 17                                     | 64.0 |
| CAYEY                        | 354   | 745.7 | 59                             | 124.3 | 53     | 111.6 | 26                | 54.8  | 15                      | 31.6 | 12   | 25.3 | 17                                     | 35.8 |
| CIDRA                        | 206   | 480.8 | 38                             | 88.7  | 39     | 91.0  | 14                | 32.7  | 14                      | 32.7 | 3    | 7.0  | 8                                      | 18.7 |
| ÁREA DE HUMAÑO               | 1,238 | 729.8 | 223                            | 131.5 | 213    | 125.6 | 109               | 64.3  | 51                      | 30.1 | 18   | 10.6 | 50                                     | 29.5 |
| HUMACAO                      | 461   | 779.2 | 75                             | 126.8 | 83     | 140.3 | 45                | 76.1  | 21                      | 35.5 | 8    | 13.5 | 19                                     | 32.1 |
| LAS PIEDRAS                  | 227   | 656.8 | 37                             | 107.1 | 32     | 92.6  | 18                | 52.1  | 10                      | 28.9 | 6    | 17.4 | 6                                      | 17.4 |
| MAUNABO                      | 105   | 822.4 | 28                             | 219.3 | 16     | 125.3 | 6                 | 47.0  | 5                       | 39.2 | -    | -    | 3                                      | 23.5 |
| NAGUABO                      | 206   | 865.4 | 37                             | 155.4 | 38     | 159.6 | 14                | 58.8  | 2                       | 8.4  | 3    | 12.6 | 10                                     | 42.0 |
| YABUĆOA                      | 239   | 607.7 | 46                             | 117.0 | 44     | 111.9 | 26                | 66.1  | 13                      | 33.1 | 1    | 2.5  | 12                                     | 30.5 |
| REGIÓN MAYAGÜEZ              | 2,507 | 802.1 | 505                            | 161.6 | 416    | 133.1 | 195               | 62.4  | 91                      | 29.1 | 52   | 16.6 | 116                                    | 37.1 |
| ÁREA DE MAYAGÜEZ             | 1,770 | 793.5 | 344                            | 154.2 | 281    | 126.0 | 139               | 62.3  | 70                      | 31.4 | 40   | 17.9 | 85                                     | 38.1 |
| AÑASCO                       | 205   | 721.6 | 31                             | 109.1 | 34     | 119.7 | 18                | 63.4  | 11                      | 38.7 | 4    | 14.1 | 5                                      | 17.6 |
| CABO ROJO                    | 390   | 829.6 | 69                             | 146.8 | 61     | 129.8 | 31                | 65.9  | 17                      | 36.2 | 8    | 17.0 | 24                                     | 51.0 |
| HORMIGUEROS                  | 149   | 894.8 | 27                             | 162.2 | 25     | 150.1 | 12                | 72.1  | 4                       | 24.0 | 1    | 6.0  | 11                                     | 66.1 |
| LAS MARÍAS                   | 77    | 694.6 | 14                             | 126.3 | 14     | 126.3 | 6                 | 54.1  | 1                       | 9.0  | 1    | 9.0  | 4                                      | 36.1 |
| MARICAO                      | 40    | 618.9 | 7                              | 108.3 | 4      | 61.9  | -                 | -     | 3                       | 46.4 | 1    | 15.5 | 3                                      | 46.4 |
| MAYAGÜEZ                     | 817   | 828.2 | 173                            | 175.4 | 128    | 129.8 | 64                | 64.9  | 29                      | 29.4 | 24   | 24.3 | 34                                     | 34.5 |
| RINCÓN                       | 92    | 621.7 | 23                             | 155.4 | 15     | 101.4 | 8                 | 54.1  | 5                       | 33.8 | 1    | 6.8  | 4                                      | 27.0 |
| ÁREA DE SAN GERMÁN           | 737   | 823.5 | 161                            | 179.9 | 135    | 150.8 | 56                | 62.6  | 21                      | 23.5 | 12   | 13.4 | 31                                     | 34.6 |
| LAJAS                        | 220   | 835.9 | 42                             | 159.6 | 45     | 171.0 | 14                | 53.2  | 2                       | 7.6  | 3    | 11.4 | 8                                      | 30.4 |
| SABANA GRANDE                | 207   | 796.4 | 50                             | 192.4 | 34     | 130.8 | 19                | 73.1  | 10                      | 38.5 | 1    | 3.8  | 10                                     | 38.5 |
| SAN GERMÁN                   | 310   | 833.6 | 69                             | 185.6 | 56     | 150.6 | 23                | 61.9  | 9                       | 24.2 | 8    | 21.5 | 13                                     | 35.0 |
| SUB REGIÓN AGUADILLA         | 1,768 | 750.5 | 355                            | 150.7 | 263    | 111.6 | 141               | 59.9  | 78                      | 33.1 | 31   | 13.2 | 60                                     | 25.5 |
| AGUADA                       | 267   | 633.7 | 44                             | 104.4 | 33     | 78.3  | 22                | 52.2  | 10                      | 23.7 | 11   | 26.1 | 11                                     | 26.1 |
| AGUADILLA                    | 540   | 833.0 | 96                             | 148.1 | 89     | 137.3 | 37                | 57.1  | 25                      | 38.6 | 8    | 12.3 | 17                                     | 26.2 |
| ISABELA                      | 371   | 832.9 | 78                             | 175.1 | 57     | 128.0 | 31                | 69.6  | 19                      | 42.7 | 8    | 18.0 | 9                                      | 20.2 |
| MOCA                         | 229   | 575.6 | 53                             | 133.2 | 29     | 72.9  | 17                | 42.7  | 10                      | 25.1 | -    | -    | 5                                      | 12.6 |
| SAN SEBASTIÁN                | 361   | 814.9 | 84                             | 189.6 | 55     | 124.2 | 34                | 76.7  | 14                      | 31.6 | 4    | 9.0  | 18                                     | 40.6 |
| REGIÓN PONCE                 | 4,523 | 760.6 | 972                            | 163.4 | 724    | 121.7 | 408               | 68.6  | 192                     | 32.3 | 61   | 10.3 | 233                                    | 39.2 |
| ÁREA DE GUAYAMA              | 874   | 760.4 | 177                            | 154.0 | 160    | 139.2 | 78                | 67.9  | 40                      | 34.8 | 12   | 10.4 | 50                                     | 43.5 |
| ARROYO                       | 133   | 694.2 | 19                             | 99.2  | 21     | 109.6 | 11                | 57.4  | 5                       | 26.1 | 1    | 5.2  | 10                                     | 52.2 |
| GUAYAMA                      | 321   | 723.0 | 52                             | 117.1 | 65     | 146.4 | 24                | 54.1  | 12                      | 27.0 | 5    | 11.3 | 18                                     | 40.5 |
| PATILLAS                     | 180   | 891.3 | 36                             | 178.3 | 27     | 133.7 | 23                | 113.9 | 13                      | 64.4 | 1    | 5.0  | 8                                      | 39.6 |
| SALINAS                      | 240   | 769.7 | 70                             | 224.5 | 47     | 150.7 | 20                | 64.1  | 10                      | 32.1 | 5    | 16.0 | 14                                     | 44.9 |
| ÁREA DE PONCE                | 2,750 | 760.9 | 596                            | 164.9 | 430    | 119.0 | 243               | 67.2  | 128                     | 35.4 | 38   | 10.5 | 141                                    | 39.0 |
| ADJUNTAS                     | 126   | 656.8 | 30                             | 156.4 | 20     | 104.2 | 15                | 78.2  | 1                       | 5.2  | 2    | 10.4 | 4                                      | 20.8 |
| COAMO                        | 297   | 788.3 | 57                             | 151.3 | 50     | 132.7 | 27                | 71.7  | 12                      | 31.8 | 2    | 5.3  | 15                                     | 39.8 |

Tabla 47 - TASAS\* DE MORTALIDAD GENERAL POR REGIONES DE SALUD, MUNICIPIO DE RESIDENCIA Y CAUSAS ESPECÍFICAS  
 Table 47 - GENERAL MORTALITY RATES BY REGIONS OF HEALTH, RESIDENCE MUNICIPALITY AND SELECTED CAUSES  
 PUERTO RICO, 2000

| MUNICIPIOS<br>MUNICIPALITIES | TOTAL |       | ENF. CORAZÓN<br>Heart Diseases |       | CÁNCER |       | DIABETES MELLITUS |      | ACCIDENTES<br>ACCIDENTS |      | SIDA |      | Cerebrovasculares<br>Cerebrovasc. Dis. |      |
|------------------------------|-------|-------|--------------------------------|-------|--------|-------|-------------------|------|-------------------------|------|------|------|----------------------------------------|------|
|                              | Núm.  | Tasa  | Núm.                           | Tasa  | Núm.   | Tasa  | Núm.              | Tasa | Núm.                    | Tasa | Núm. | Tasa | Núm.                                   | Tasa |
| JAYUYA                       | 97    | 558.9 | 22                             | 126.8 | 17     | 98.0  | 6                 | 34.6 | 4                       | 23.0 | -    | -    | 4                                      | 23.0 |
| JUANA DÍAZ                   | 357   | 705.0 | 67                             | 132.3 | 52     | 102.7 | 32                | 63.2 | 22                      | 43.4 | 6    | 11.8 | 18                                     | 35.5 |
| PONCE                        | 1,526 | 816.6 | 335                            | 179.3 | 246    | 131.6 | 125               | 66.9 | 71                      | 38.0 | 27   | 14.4 | 87                                     | 46.6 |
| SANTA ISABEL                 | 174   | 801.4 | 42                             | 193.4 | 24     | 110.5 | 18                | 82.9 | 9                       | 41.5 | 1    | 4.6  | 9                                      | 41.5 |
| VILLALBA                     | 173   | 618.4 | 43                             | 153.7 | 21     | 75.1  | 20                | 71.5 | 9                       | 32.2 | -    | -    | 4                                      | 14.3 |
| ÁREA DE YAUCO                | 899   | 759.8 | 199                            | 168.2 | 134    | 113.3 | 87                | 73.5 | 24                      | 20.3 | 11   | 9.3  | 42                                     | 35.5 |
| GUÁNICA                      | 161   | 734.0 | 37                             | 168.7 | 32     | 145.9 | 15                | 68.4 | 4                       | 18.2 | 3    | 13.7 | 3                                      | 13.7 |
| GUAYANILLA                   | 183   | 791.4 | 30                             | 129.7 | 22     | 95.1  | 23                | 99.5 | 5                       | 21.6 | 1    | 4.3  | 7                                      | 30.3 |
| PEÑUELAS                     | 174   | 649.8 | 37                             | 138.2 | 27     | 100.8 | 22                | 82.2 | 2                       | 7.5  | 3    | 11.2 | 7                                      | 26.1 |
| YAUCO                        | 381   | 819.6 | 95                             | 204.4 | 53     | 114.0 | 27                | 58.1 | 13                      | 28.0 | 4    | 8.6  | 25                                     | 53.8 |
| REGIÓN METROPOLITANA         | 6,816 | 779.9 | 1,106                          | 126.5 | 1,170  | 133.9 | 485               | 55.5 | 313                     | 35.8 | 228  | 26.1 | 247                                    | 28.3 |
| ÁREA DE CAROLINA             | 2,143 | 633.3 | 327                            | 96.6  | 390    | 115.2 | 152               | 44.9 | 112                     | 33.1 | 70   | 20.7 | 66                                     | 19.5 |
| CANÓVANAS                    | 303   | 697.7 | 36                             | 82.9  | 54     | 124.3 | 24                | 55.3 | 17                      | 39.1 | 16   | 36.8 | 13                                     | 29.9 |
| CAROLINA                     | 1,288 | 690.7 | 212                            | 113.7 | 242    | 129.8 | 86                | 46.1 | 69                      | 37.0 | 38   | 20.4 | 37                                     | 19.8 |
| LOÍZA                        | 165   | 506.0 | 22                             | 67.5  | 21     | 64.4  | 11                | 33.7 | 8                       | 24.5 | 4    | 12.3 | 5                                      | 15.3 |
| TRUJILLO ALTO                | 387   | 509.9 | 57                             | 75.1  | 73     | 96.2  | 31                | 40.8 | 18                      | 23.7 | 12   | 15.8 | 11                                     | 14.5 |
| ÁREA DE SAN JUAN             | 4,673 | 872.5 | 779                            | 145.4 | 780    | 145.6 | 333               | 62.2 | 201                     | 37.5 | 158  | 29.5 | 181                                    | 33.8 |
| GUAYNABO                     | 717   | 715.1 | 119                            | 118.7 | 135    | 134.6 | 52                | 51.9 | 27                      | 26.9 | 18   | 18.0 | 24                                     | 23.9 |
| SAN JUAN                     | 3,956 | 908.8 | 660                            | 151.6 | 645    | 148.2 | 281               | 64.5 | 174                     | 40.0 | 140  | 32.2 | 157                                    | 36.1 |
| SUB REGIÓN FAJARDO           | 994   | 699.1 | 176                            | 123.8 | 163    | 114.6 | 69                | 48.5 | 52                      | 36.6 | 29   | 20.4 | 45                                     | 31.7 |
| CEIBA                        | 109   | 604.1 | 9                              | 49.9  | 24     | 133.0 | 11                | 61.0 | 6                       | 33.3 | 1    | 5.5  | 5                                      | 27.7 |
| CULEBRA                      | 12    | 641.0 | 1                              | 53.4  | 3      | 160.3 | 1                 | 53.4 | -                       | -    | -    | -    | 1                                      | 53.4 |
| FAJARDO                      | 324   | 794.1 | 70                             | 171.6 | 47     | 115.2 | 19                | 46.6 | 12                      | 29.4 | 16   | 39.2 | 11                                     | 27.0 |
| LUQUILLO                     | 140   | 704.9 | 18                             | 90.6  | 21     | 105.7 | 10                | 50.4 | 10                      | 50.4 | 3    | 15.1 | 7                                      | 35.2 |
| RÍO GRANDE                   | 337   | 642.2 | 59                             | 112.4 | 57     | 108.6 | 22                | 41.9 | 23                      | 43.8 | 7    | 13.3 | 19                                     | 36.2 |
| VIEQUES                      | 72    | 789.0 | 19                             | 208.2 | 11     | 120.5 | 6                 | 65.7 | 1                       | 11.0 | 2    | 21.9 | 2                                      | 21.9 |
| P R NO ESPECIFICADO          | -     | -     | -                              | -     | -      | -     | -                 | -    | -                       | -    | -    | -    | -                                      | -    |
| NO RESIDENTE                 | 185   | -     | 42                             | -     | 27     | -     | 8                 | -    | 35                      | -    | 2    | -    | 7                                      | -    |
| CANADA                       | 4     | -     | 3                              | -     | -      | -     | -                 | -    | -                       | -    | -    | -    | -                                      | -    |
| CUBA                         | -     | -     | -                              | -     | -      | -     | -                 | -    | -                       | -    | -    | -    | -                                      | -    |
| ESTADOS UNIDOS               | 92    | -     | 26                             | -     | 11     | -     | 5                 | -    | 17                      | -    | 1    | -    | 2                                      | -    |
| GUAM                         | -     | -     | -                              | -     | -      | -     | -                 | -    | -                       | -    | -    | -    | -                                      | -    |
| ISLAS VÍRGENES               | 39    | -     | 5                              | -     | 12     | -     | 2                 | -    | 3                       | -    | 1    | -    | 2                                      | -    |
| MEJICO                       | 1     | -     | 1                              | -     | -      | -     | -                 | -    | -                       | -    | -    | -    | -                                      | -    |
| REPÚBLICA DOMINICANA         | 18    | -     | 2                              | -     | -      | -     | -                 | -    | 12                      | -    | -    | -    | -                                      | -    |
| OTROS PAISES                 | 31    | -     | 5                              | -     | 4      | -     | 1                 | -    | 3                       | -    | -    | -    | 3                                      | -    |
| DESCONOCIDOS                 | 56    | -     | 15                             | -     | 1      | -     | 1                 | -    | 13                      | -    | 3    | -    | 1                                      | -    |

Tabla 47 - TASAS\* DE MORTALIDAD GENERAL POR REGIONES DE SALUD, MUNICIPIO DE RESIDENCIA Y CAUSAS ESPECÍFICAS  
 Table 47 - GENERAL MORTALITY RATES BY REGIONS OF HEALTH, RESIDENCE MUNICIPALITY AND SELECTED CAUSES  
 PUERTO RICO, 2000

| MUNICIPIOS<br>MUNICIPALITIES | ENF. PULMONAR<br>OBST. - COPD |             | NEUMONÍA E<br>INFLUENZA |             | HIPERTENSIVAS<br>HIPERTENSIVE |             | HOMICIDIOS<br>HOMICIDES |             | ENF. HÍGADO<br>LIVER DISEAS |             | SEPTICEMIA<br>SEPTICAEMIA |             | OTRAS CAUSAS<br>OTHER CAUSES |              |
|------------------------------|-------------------------------|-------------|-------------------------|-------------|-------------------------------|-------------|-------------------------|-------------|-----------------------------|-------------|---------------------------|-------------|------------------------------|--------------|
|                              | Núm.                          | Tasa        | Núm.                    | Tasa        | Núm.                          | Tasa        | Núm.                    | Tasa        | Núm.                        | Tasa        | Núm.                      | Tasa        | Núm.                         | Tasa         |
| <b>TOTAL</b>                 | <b>1,144</b>                  | <b>30.0</b> | <b>785</b>              | <b>20.6</b> | <b>1,575</b>                  | <b>41.3</b> | <b>698</b>              | <b>18.3</b> | <b>820</b>                  | <b>21.5</b> | <b>601</b>                | <b>15.7</b> | <b>7,509</b>                 | <b>199.4</b> |
| REGIÓN ARECIBO               | 259                           | 56.0        | 82                      | 17.7        | 172                           | 37.2        | 37                      | 8.0         | 92                          | 19.9        | 76                        | 16.4        | 1,061                        | 229.5        |
| ÁREA DE ARECIBO              | 171                           | 63.3        | 43                      | 15.9        | 105                           | 38.9        | 17                      | 6.3         | 58                          | 21.5        | 44                        | 16.3        | 641                          | 237.3        |
| ARECIBO                      | 71                            | 70.8        | 21                      | 20.9        | 44                            | 43.8        | 6                       | 6.0         | 27                          | 26.9        | 24                        | 23.9        | 282                          | 281.0        |
| CAMUY                        | 13                            | 36.8        | 4                       | 11.3        | 9                             | 25.5        | 1                       | 2.8         | 6                           | 17.0        | 2                         | 5.7         | 57                           | 161.4        |
| HATILLO                      | 21                            | 53.8        | 3                       | 7.7         | 19                            | 48.7        | 2                       | 5.1         | 6                           | 15.4        | 5                         | 12.8        | 81                           | 207.6        |
| LARES                        | 20                            | 58.0        | 7                       | 20.3        | 8                             | 23.2        | -                       | -           | 6                           | 17.4        | 6                         | 17.4        | 90                           | 260.9        |
| QUEBRADILLAS                 | 21                            | 82.3        | 4                       | 15.7        | 7                             | 27.4        | 2                       | 7.8         | 5                           | 19.6        | 4                         | 15.7        | 49                           | 192.1        |
| UTUADO                       | 25                            | 70.6        | 4                       | 11.3        | 18                            | 50.8        | 6                       | 16.9        | 8                           | 22.6        | 3                         | 8.5         | 82                           | 231.6        |
| ÁREA DE MANATÍ               | 88                            | 45.8        | 39                      | 20.3        | 67                            | 34.9        | 20                      | 10.4        | 34                          | 17.7        | 32                        | 16.6        | 420                          | 218.5        |
| BARCELONETA                  | 13                            | 58.1        | 4                       | 17.9        | 9                             | 40.2        | 2                       | 8.9         | 2                           | 8.9         | 6                         | 26.8        | 63                           | 281.6        |
| CIALES                       | 11                            | 55.4        | 6                       | 30.2        | 8                             | 40.3        | 1                       | 5.0         | 4                           | 20.1        | 2                         | 10.1        | 39                           | 196.4        |
| FLORIDA                      | 8                             | 64.5        | 1                       | 8.1         | 2                             | 16.1        | 2                       | 16.1        | -                           | -           | 1                         | 8.1         | 37                           | 298.5        |
| MANATÍ                       | 20                            | 43.9        | 8                       | 17.6        | 21                            | 46.1        | 5                       | 11.0        | 13                          | 28.6        | 8                         | 17.6        | 115                          | 252.7        |
| MOROVIS                      | 12                            | 40.0        | 4                       | 13.3        | 4                             | 13.3        | 4                       | 13.3        | 4                           | 13.3        | 6                         | 20.0        | 55                           | 183.2        |
| VEGA BAJA                    | 24                            | 38.7        | 16                      | 25.8        | 23                            | 37.1        | 6                       | 9.7         | 11                          | 17.7        | 9                         | 14.5        | 111                          | 178.8        |
| REGIÓN BAYAMÓN               | 159                           | 25.5        | 96                      | 15.4        | 243                           | 38.9        | 117                     | 18.7        | 126                         | 20.2        | 79                        | 12.6        | 1,055                        | 168.9        |
| ÁREA BARRANQUITAS            | 41                            | 29.4        | 22                      | 15.8        | 50                            | 35.8        | 17                      | 12.2        | 30                          | 21.5        | 15                        | 10.7        | 207                          | 148.2        |
| BARRANQUITAS                 | 14                            | 48.3        | 4                       | 13.8        | 9                             | 31.1        | 3                       | 10.4        | 6                           | 20.7        | 1                         | 3.5         | 47                           | 162.2        |
| COMERÍO                      | 4                             | 20.0        | 5                       | 24.9        | 10                            | 49.9        | 2                       | 10.0        | 8                           | 39.9        | 1                         | 5.0         | 32                           | 159.6        |
| COROZAL                      | 8                             | 21.7        | 2                       | 5.4         | 10                            | 27.1        | 8                       | 21.7        | 3                           | 8.1         | 3                         | 8.1         | 60                           | 162.4        |
| NARANJITO                    | 6                             | 20.2        | 3                       | 10.1        | 11                            | 36.9        | 3                       | 10.1        | 8                           | 26.9        | 7                         | 23.5        | 40                           | 134.3        |
| OROCOVIS                     | 9                             | 37.7        | 8                       | 33.5        | 10                            | 41.8        | 1                       | 4.2         | 5                           | 20.9        | 3                         | 12.6        | 28                           | 117.2        |
| ÁREA DE BAYAMÓN              | 80                            | 24.5        | 54                      | 16.5        | 130                           | 39.8        | 47                      | 14.4        | 58                          | 17.8        | 50                        | 15.3        | 610                          | 186.8        |
| BAYAMÓN                      | 58                            | 25.8        | 41                      | 18.3        | 98                            | 43.6        | 31                      | 13.8        | 46                          | 20.5        | 32                        | 14.3        | 472                          | 210.2        |
| TOA ALTA                     | 10                            | 15.6        | 6                       | 9.4         | 20                            | 31.2        | 10                      | 15.6        | 7                           | 10.9        | 8                         | 12.5        | 78                           | 121.7        |
| VEGA ALTA                    | 12                            | 31.6        | 7                       | 18.4        | 12                            | 31.6        | 6                       | 15.8        | 5                           | 13.2        | 10                        | 26.3        | 60                           | 157.9        |
| ÁREA DE CATAÑO               | 38                            | 24.0        | 20                      | 12.6        | 63                            | 39.7        | 53                      | 33.4        | 38                          | 24.0        | 14                        | 8.8         | 238                          | 150.1        |
| CATAÑO                       | 7                             | 23.2        | 3                       | 10.0        | 12                            | 39.8        | 13                      | 43.1        | 8                           | 26.5        | 5                         | 16.6        | 53                           | 175.9        |
| DORADO                       | 8                             | 23.5        | 4                       | 11.7        | 21                            | 61.6        | 11                      | 32.3        | 6                           | 17.6        | 3                         | 8.8         | 51                           | 149.6        |
| TOA BAJA                     | 23                            | 24.4        | 13                      | 13.8        | 30                            | 31.8        | 29                      | 30.8        | 24                          | 25.5        | 6                         | 6.4         | 134                          | 142.1        |
| REGIÓN DE CAGUAS             | 176                           | 30.8        | 89                      | 15.6        | 251                           | 44.0        | 69                      | 12.1        | 135                         | 23.6        | 80                        | 14.0        | 1,060                        | 185.7        |
| ÁREA DE CAGUAS               | 91                            | 32.0        | 51                      | 17.9        | 123                           | 43.3        | 36                      | 12.7        | 64                          | 22.5        | 33                        | 11.6        | 533                          | 187.4        |
| AGUAS BUENAS                 | 13                            | 44.7        | 2                       | 6.9         | 9                             | 30.9        | 4                       | 13.7        | 5                           | 17.2        | 3                         | 10.3        | 52                           | 178.7        |
| CAGUAS                       | 38                            | 27.0        | 27                      | 19.2        | 73                            | 51.8        | 15                      | 10.7        | 40                          | 28.4        | 14                        | 9.9         | 262                          | 186.1        |
| GURABO                       | 12                            | 32.6        | 9                       | 24.4        | 13                            | 35.3        | 5                       | 13.6        | 6                           | 16.3        | 5                         | 13.6        | 54                           | 146.6        |
| JUNCOS                       | 11                            | 30.1        | 6                       | 16.4        | 8                             | 21.9        | 7                       | 19.2        | 4                           | 10.9        | 4                         | 10.9        | 64                           | 175.2        |
| SAN LORENZO                  | 17                            | 41.4        | 7                       | 17.0        | 20                            | 48.7        | 5                       | 12.2        | 9                           | 21.9        | 7                         | 17.0        | 101                          | 245.8        |

Tabla 47 - TASAS\* DE MORTALIDAD GENERAL POR REGIONES DE SALUD, MUNICIPIO DE RESIDENCIA Y CAUSAS ESPECÍFICAS  
Table 47 - GENERAL MORTALITY RATES BY REGIONS OF HEALTH, RESIDENCE MUNICIPALITY AND SELECTED CAUSES  
PUERTO RICO, 2000

| MUNICIPIOS<br>MUNICIPALITIES | ENF. PULMONAR<br>OBST. - COPD |      | NEUMONÍA E<br>INFLUENZA |      | HIPERTENSIVAS<br>HIPERTENSIVE |      | HOMICIDIOS<br>HOMICIDES |      | Cirrosis Hepática<br>Cirrosis of Liver |      | SEPTICEMIA<br>SEPTICAEMIA |      | OTRAS CAUSAS<br>OTHER CAUSES |       |
|------------------------------|-------------------------------|------|-------------------------|------|-------------------------------|------|-------------------------|------|----------------------------------------|------|---------------------------|------|------------------------------|-------|
|                              | Núm.                          | Tasa | Núm.                    | Tasa | Núm.                          | Tasa | Núm.                    | Tasa | Núm.                                   | Tasa | Núm.                      | Tasa | Núm.                         | Tasa  |
|                              | ÁREA DE CAYEY                 | 39   | 33.4                    | 21   | 18.0                          | 47   | 40.2                    | 12   | 10.3                                   | 31   | 26.5                      | 19   | 16.3                         | 186   |
| AIBONITO                     | 11                            | 41.4 | 2                       | 7.5  | 16                            | 60.3 | 2                       | 7.5  | 5                                      | 18.8 | 6                         | 22.6 | 51                           | 192.1 |
| CAYEY                        | 18                            | 37.9 | 14                      | 29.5 | 19                            | 40.0 | 7                       | 14.7 | 20                                     | 42.1 | 9                         | 19.0 | 85                           | 179.0 |
| CIDRA                        | 10                            | 23.3 | 5                       | 11.7 | 12                            | 28.0 | 3                       | 7.0  | 6                                      | 14.0 | 4                         | 9.3  | 50                           | 116.7 |
| ÁREA DE HUMAÑO               | 46                            | 27.1 | 17                      | 10.0 | 81                            | 47.8 | 21                      | 12.4 | 40                                     | 23.6 | 28                        | 16.5 | 341                          | 201.0 |
| HUMAÑO                       | 15                            | 25.4 | 6                       | 10.1 | 31                            | 52.4 | 8                       | 13.5 | 17                                     | 28.7 | 10                        | 16.9 | 123                          | 207.9 |
| LAS PIEDRAS                  | 9                             | 26.0 | 1                       | 2.9  | 15                            | 43.4 | 6                       | 17.4 | 9                                      | 26.0 | 3                         | 8.7  | 75                           | 217.0 |
| MAUNABO                      | 5                             | 39.2 | 2                       | 15.7 | 8                             | 62.7 | 1                       | 7.8  | -                                      | -    | 3                         | 23.5 | 28                           | 219.3 |
| NAGUABO                      | 4                             | 16.8 | 6                       | 25.2 | 18                            | 75.6 | 1                       | 4.2  | 9                                      | 37.8 | 5                         | 21.0 | 59                           | 247.9 |
| YABUCOA                      | 13                            | 33.1 | 2                       | 5.1  | 9                             | 22.9 | 5                       | 12.7 | 5                                      | 12.7 | 7                         | 17.8 | 56                           | 142.4 |
| REGIÓN MAYAGÜEZ              | 82                            | 26.2 | 81                      | 25.9 | 133                           | 42.6 | 18                      | 5.8  | 74                                     | 23.7 | 51                        | 16.3 | 693                          | 221.7 |
| ÁREA DE MAYAGÜEZ             | 58                            | 26.0 | 52                      | 23.3 | 109                           | 48.9 | 16                      | 7.2  | 57                                     | 25.6 | 37                        | 16.6 | 482                          | 216.1 |
| AÑASCO                       | 10                            | 35.2 | 7                       | 24.6 | 17                            | 59.8 | 6                       | 21.1 | 3                                      | 10.6 | 7                         | 24.6 | 52                           | 183.0 |
| CABO ROJO                    | 12                            | 25.5 | 15                      | 31.9 | 20                            | 42.5 | 2                       | 4.3  | 14                                     | 29.8 | 8                         | 17.0 | 109                          | 231.9 |
| HORMIGUEROS                  | 3                             | 18.0 | 3                       | 18.0 | 9                             | 54.1 | -                       | -    | 10                                     | 60.1 | 1                         | 6.0  | 43                           | 258.2 |
| LAS MARÍAS                   | 4                             | 36.1 | 2                       | 18.0 | 8                             | 72.2 | -                       | -    | 4                                      | 36.1 | 2                         | 18.0 | 17                           | 153.4 |
| MARICAO                      | -                             | -    | 1                       | 15.5 | 2                             | 30.9 | 2                       | 30.9 | 2                                      | 30.9 | -                         | -    | 15                           | 232.1 |
| MAYAGÜEZ                     | 28                            | 28.4 | 20                      | 20.3 | 47                            | 47.6 | 5                       | 5.1  | 23                                     | 23.3 | 19                        | 19.3 | 223                          | 226.1 |
| RINCÓN                       | 1                             | 6.8  | 4                       | 27.0 | 6                             | 40.5 | 1                       | 6.8  | 1                                      | 6.8  | -                         | -    | 23                           | 155.4 |
| ÁREA DE SAN GERMÁN           | 24                            | 26.8 | 29                      | 32.4 | 24                            | 26.8 | 2                       | 2.2  | 17                                     | 19.0 | 14                        | 15.6 | 211                          | 235.8 |
| LAJAS                        | 7                             | 26.6 | 6                       | 22.8 | 8                             | 30.4 | 2                       | 7.6  | 4                                      | 15.2 | 5                         | 19.0 | 74                           | 281.2 |
| SABANA GRANDE                | 7                             | 26.9 | 12                      | 46.2 | 4                             | 15.4 | -                       | -    | 3                                      | 11.5 | 6                         | 23.1 | 51                           | 196.2 |
| SAN GERMÁN                   | 10                            | 26.9 | 11                      | 29.6 | 12                            | 32.3 | -                       | -    | 10                                     | 26.9 | 3                         | 8.1  | 86                           | 231.3 |
| SUB REGIÓN AGUADILLA         | 92                            | 39.1 | 49                      | 20.8 | 98                            | 41.6 | 19                      | 8.1  | 40                                     | 17.0 | 58                        | 24.6 | 484                          | 205.4 |
| AGUADA                       | 19                            | 45.1 | 4                       | 9.5  | 14                            | 33.2 | 3                       | 7.1  | 9                                      | 21.4 | 9                         | 21.4 | 78                           | 185.1 |
| AGUADILLA                    | 24                            | 37.0 | 15                      | 23.1 | 40                            | 61.7 | 9                       | 13.9 | 9                                      | 13.9 | 23                        | 35.5 | 148                          | 228.3 |
| ISABELA                      | 13                            | 29.2 | 9                       | 20.2 | 19                            | 42.7 | 1                       | 2.2  | 6                                      | 13.5 | 12                        | 26.9 | 109                          | 244.7 |
| MOCA                         | 12                            | 30.2 | 10                      | 25.1 | 10                            | 25.1 | 2                       | 5.0  | 5                                      | 12.6 | 7                         | 17.6 | 69                           | 173.4 |
| SAN SEBASTIÁN                | 24                            | 54.2 | 11                      | 24.8 | 15                            | 33.9 | 4                       | 9.0  | 11                                     | 24.8 | 7                         | 15.8 | 80                           | 180.6 |
| REGIÓN PONCE                 | 164                           | 27.6 | 115                     | 19.3 | 204                           | 34.3 | 101                     | 17.0 | 127                                    | 21.4 | 78                        | 13.1 | 1,144                        | 192.4 |
| ÁREA DE GUAYAMA              | 36                            | 31.3 | 21                      | 18.3 | 50                            | 43.5 | 19                      | 16.5 | 25                                     | 21.8 | 14                        | 12.2 | 192                          | 167.1 |
| ARROYO                       | 7                             | 36.5 | 8                       | 41.8 | 11                            | 57.4 | 2                       | 10.4 | 1                                      | 5.2  | 3                         | 15.7 | 34                           | 177.5 |
| GUAYAMA                      | 13                            | 29.3 | 6                       | 13.5 | 22                            | 49.6 | 7                       | 15.8 | 14                                     | 31.5 | 5                         | 11.3 | 78                           | 175.7 |
| PATILLAS                     | 8                             | 39.6 | 2                       | 9.9  | 10                            | 49.5 | 3                       | 14.9 | 3                                      | 14.9 | 4                         | 19.8 | 42                           | 208.0 |
| SALINAS                      | 8                             | 25.7 | 5                       | 16.0 | 7                             | 22.4 | 7                       | 22.4 | 7                                      | 22.4 | 2                         | 6.4  | 38                           | 121.9 |
| ÁREA DE PONCE                | 98                            | 27.1 | 63                      | 17.4 | 118                           | 32.6 | 77                      | 21.3 | 66                                     | 18.3 | 51                        | 14.1 | 701                          | 194.0 |
| ADJUNTAS                     | 5                             | 26.1 | 4                       | 20.8 | 5                             | 26.1 | -                       | -    | 5                                      | 26.1 | 3                         | 15.6 | 32                           | 166.8 |
| COAMO                        | 10                            | 26.5 | 12                      | 31.8 | 20                            | 53.1 | 2                       | 5.3  | 10                                     | 26.5 | 5                         | 13.3 | 75                           | 199.1 |

Tabla 47 - TASAS\* DE MORTALIDAD GENERAL POR REGIONES DE SALUD, MUNICIPIO DE RESIDENCIA Y CAUSAS ESPECÍFICAS  
 Table 47 - GENERAL MORTALITY RATES BY REGIONS OF HEALTH, RESIDENCE MUNICIPALITY AND SELECTED CAUSES  
 PUERTO RICO, 2000

| MUNICIPIOS<br>MUNICIPALITIES | ENF. PULMONAR<br>OBST. - COPD |      | NEUMONÍA E<br>INFLUENZA |      | HIPERTENSIVAS<br>HIPERTENSIVE |      | HOMICIDIOS<br>HOMICIDES |      | Cirrosis Hepática<br>Cirrhosis of Liver |      | SEPTICEMIA<br>SEPTICAEMIA |      | OTRAS CAUSAS<br>OTHER CAUSES |       |
|------------------------------|-------------------------------|------|-------------------------|------|-------------------------------|------|-------------------------|------|-----------------------------------------|------|---------------------------|------|------------------------------|-------|
|                              | Núm.                          | Tasa | Núm.                    | Tasa | Núm.                          | Tasa | Núm.                    | Tasa | Núm.                                    | Tasa | Núm.                      | Tasa | Núm.                         | Tasa  |
| JAYUYA                       | 3                             | 17.3 | 3                       | 17.3 | 6                             | 34.6 | 1                       | 5.8  | 5                                       | 28.8 | 2                         | 11.5 | 24                           | 138.3 |
| JUANA DÍAZ                   | 13                            | 25.7 | 7                       | 13.8 | 16                            | 31.6 | 12                      | 23.7 | 5                                       | 9.9  | 1                         | 2.0  | 106                          | 209.3 |
| PONCE                        | 56                            | 30.0 | 29                      | 15.5 | 55                            | 29.4 | 52                      | 27.8 | 38                                      | 20.3 | 35                        | 18.7 | 370                          | 198.0 |
| SANTA ISABEL                 | 2                             | 9.2  | -                       | -    | 11                            | 50.7 | 7                       | 32.2 | 2                                       | 9.2  | 2                         | 9.2  | 47                           | 216.5 |
| VILLALBA                     | 9                             | 32.2 | 8                       | 28.6 | 5                             | 17.9 | 3                       | 10.7 | 1                                       | 3.6  | 3                         | 10.7 | 47                           | 168.0 |
| ÁREA DE YAUCO                | 30                            | 25.4 | 31                      | 26.2 | 36                            | 30.4 | 5                       | 4.2  | 36                                      | 30.4 | 13                        | 11.0 | 251                          | 212.1 |
| GUÁNICA                      | 4                             | 18.2 | 6                       | 27.4 | 7                             | 31.9 | -                       | -    | 6                                       | 27.4 | 2                         | 9.1  | 42                           | 191.5 |
| GUAYANILLA                   | 7                             | 30.3 | 5                       | 21.6 | 7                             | 30.3 | 1                       | 4.3  | 7                                       | 30.3 | 4                         | 17.3 | 64                           | 276.8 |
| PENUELAS                     | 4                             | 14.9 | 8                       | 29.9 | 11                            | 41.1 | 2                       | 7.5  | 8                                       | 29.9 | 3                         | 11.2 | 40                           | 149.4 |
| YAUCO                        | 15                            | 32.3 | 12                      | 25.8 | 11                            | 23.7 | 2                       | 4.3  | 15                                      | 32.3 | 4                         | 8.6  | 105                          | 225.9 |
| REGIÓN METROPOLITANA         | 189                           | 21.6 | 229                     | 26.2 | 398                           | 45.5 | 303                     | 34.7 | 190                                     | 21.7 | 152                       | 17.4 | 1,806                        | 206.6 |
| ÁREA DE CAROLINA             | 48                            | 14.2 | 78                      | 23.0 | 137                           | 40.5 | 103                     | 30.4 | 58                                      | 17.1 | 29                        | 8.6  | 573                          | 169.3 |
| CANÓYANAS                    | 6                             | 13.8 | 9                       | 20.7 | 19                            | 43.7 | 22                      | 50.7 | 11                                      | 25.3 | 3                         | 6.9  | 73                           | 168.1 |
| CAROLINA                     | 27                            | 14.5 | 51                      | 27.3 | 89                            | 47.7 | 47                      | 25.2 | 32                                      | 17.2 | 17                        | 9.1  | 341                          | 182.9 |
| LOÍZA                        | 2                             | 6.1  | 5                       | 15.3 | 13                            | 39.9 | 22                      | 67.5 | 6                                       | 18.4 | 4                         | 12.3 | 42                           | 128.8 |
| TRUJILLO ALTO                | 13                            | 17.1 | 13                      | 17.1 | 16                            | 21.1 | 12                      | 15.8 | 9                                       | 11.9 | 5                         | 6.6  | 117                          | 154.2 |
| ÁREA DE SAN JUAN             | 141                           | 26.3 | 151                     | 28.2 | 261                           | 48.7 | 200                     | 37.3 | 132                                     | 24.6 | 123                       | 23.0 | 1,233                        | 230.2 |
| GUAYNABO                     | 24                            | 23.9 | 17                      | 17.0 | 37                            | 36.9 | 18                      | 18.0 | 28                                      | 27.9 | 18                        | 18.0 | 200                          | 199.5 |
| SAN JUAN                     | 117                           | 26.9 | 134                     | 30.8 | 224                           | 51.5 | 182                     | 41.8 | 104                                     | 23.9 | 105                       | 24.1 | 1,033                        | 237.3 |
| SUB REGIÓN FAJARDO           | 23                            | 16.2 | 36                      | 25.3 | 66                            | 46.4 | 25                      | 17.6 | 31                                      | 21.8 | 24                        | 16.9 | 255                          | 179.4 |
| CEIBA                        | 4                             | 22.2 | 5                       | 27.7 | 8                             | 44.3 | -                       | -    | 2                                       | 11.1 | 2                         | 11.1 | 32                           | 177.4 |
| CULEBRA                      | 1                             | 53.4 | 1                       | 53.4 | 1                             | 53.4 | 1                       | 53.4 | -                                       | -    | -                         | -    | 2                            | 106.8 |
| FAJARDO                      | 5                             | 12.3 | 6                       | 14.7 | 20                            | 49.0 | 3                       | 7.4  | 15                                      | 36.8 | 7                         | 17.2 | 93                           | 227.9 |
| LUQUILLO                     | 3                             | 15.1 | 4                       | 20.1 | 8                             | 40.3 | 3                       | 15.1 | 5                                       | 25.2 | 6                         | 30.2 | 42                           | 211.5 |
| RÍO GRANDE                   | 10                            | 19.1 | 15                      | 28.6 | 24                            | 45.7 | 17                      | 32.4 | 6                                       | 11.4 | 8                         | 15.2 | 70                           | 133.4 |
| VIEQUES                      | -                             | -    | 5                       | 54.8 | 5                             | 54.8 | 1                       | 11.0 | 3                                       | 32.9 | 1                         | 11.0 | 16                           | 175.3 |
| P.R. NO ESPECIFICADO         | -                             | -    | -                       | -    | -                             | -    | -                       | -    | -                                       | -    | -                         | -    | -                            | -     |
| NO RESIDENTE                 | -                             | -    | 3                       | -    | 10                            | -    | 3                       | -    | 3                                       | -    | 3                         | -    | 42                           | -     |
| CANADA                       | -                             | -    | -                       | -    | -                             | -    | -                       | -    | -                                       | -    | -                         | -    | 1                            | -     |
| CUBA                         | -                             | -    | -                       | -    | -                             | -    | -                       | -    | -                                       | -    | -                         | -    | -                            | -     |
| ESTADOS UNIDOS               | -                             | -    | 2                       | -    | 5                             | -    | 2                       | -    | 1                                       | -    | 2                         | -    | 18                           | -     |
| GUAM                         | -                             | -    | -                       | -    | -                             | -    | -                       | -    | -                                       | -    | -                         | -    | -                            | -     |
| ISLAS VÍRGENES               | -                             | -    | -                       | -    | 1                             | -    | -                       | -    | 2                                       | -    | -                         | -    | 11                           | -     |
| MEJICO                       | -                             | -    | -                       | -    | -                             | -    | -                       | -    | -                                       | -    | -                         | -    | -                            | -     |
| REPÚBLICA DOMINICANA         | -                             | -    | -                       | -    | 2                             | -    | -                       | -    | -                                       | -    | -                         | -    | 2                            | -     |
| OTROS PAISES                 | -                             | -    | 1                       | -    | 2                             | -    | 1                       | -    | -                                       | -    | 1                         | -    | 10                           | -     |
| DESCONOCIDOS                 | -                             | -    | 5                       | -    | -                             | -    | 6                       | -    | 2                                       | -    | -                         | -    | 9                            | -     |

FUENTE: DEPARTAMENTO DE SALUD, SAPEESI, DIVISIÓN DE ESTADÍSTICAS, SAN JUAN, PR.

SOURCE: DEPARTMENT OF HEALTH, ASPESIS, DIVISION OF STATISTICS, SAN JUAN, PR. \* TASAS POR 100,000 HABITANTES - RATES PER 100,000 HABITANTS



Tabla 48 - DEFUNCIONES POR ENFERMEDADES DEL CORAZÓN, CAUSAS ESPECÍFICAS Y SEXO  
 Table 48 - DEATHS BY HEART DISEASES, SELECT CAUSES AND SEX  
 PUERTO RICO, 2000

| ENFERMEDADES - DISEASES                                                                                                                            | SEXO - SEX       |              |            |                  |              |             |                   |              |             |
|----------------------------------------------------------------------------------------------------------------------------------------------------|------------------|--------------|------------|------------------|--------------|-------------|-------------------|--------------|-------------|
|                                                                                                                                                    | TOTAL            |              |            | HOMBRES - MALES  |              |             | MUJERES - FEMALES |              |             |
|                                                                                                                                                    | NÚMERO<br>NUMBER | TASA<br>RATE | %          | NÚMERO<br>NUMBER | TASA<br>RATE | %           | NÚMERO<br>NUMBER  | TASA<br>RATE | %           |
| <b>ENFERMEDADES DEL CORAZÓN</b><br><b>HEART DISEASES</b>                                                                                           | <b>5,222</b>     | <b>136.8</b> | <b>100</b> | <b>2,817</b>     | <b>153.3</b> | <b>53.9</b> | <b>2,405</b>      | <b>121.5</b> | <b>46.1</b> |
| FIEBRE REUMÁTICA AGUDA Y ENFERMEDADES CARDÍACAS<br>REUMÁTICAS CRÓNICAS<br>ACUTE RHEUMATIC FEVER AND CHRONIC RHEUMATIC HEART<br>DISEASES 100-109    | 11               | 0.3          | 0.2        | 5                | 0.3          | 0.1         | 6                 | 0.3          | 0.1         |
| FIEBRE REUMÁTICA AGUDA<br>ACUTE RHEUMATIC FEVER 100-102                                                                                            | 1                |              |            | 1                | 0.1          | -           | -                 | -            | -           |
| ENFERMEDADES CARDÍACAS REUMÁTICAS CRÓNICAS<br>CHRONIC RHEUMATIC HEART DISEASE 105-109                                                              | 10               | 0.3          | 0.2        | 4                | 0.2          | 0.1         | 6                 | 0.3          | 0.1         |
| ENFERMEDADES REUMÁTICAS DE LA VÁLVULA MITRAL<br>RHEUMATIC MITRAL VALVE DISEASE 105                                                                 | 7                | 0.2          | 0.1        | 3                | 0.2          | 0.1         | 4                 | 0.2          | 0.1         |
| ENFERMEDADES REUMÁTICAS DE LA VÁLVULA AÓRTICA<br>RHEUMATIC AORTIC VALVE DISEASES 106                                                               | -                | -            | -          | -                | -            | -           | -                 | -            | -           |
| TRASTORNOS DE LA VÁLVULA MITRAL Y AÓRTICA<br>DISORDERS OF BOTH MITRAL AND AORTIC VALVES 1080                                                       | 1                |              |            | -                | -            | -           | 1                 | 0.1          |             |
| OTRAS ENFERMEDADES CARDÍACAS CRÓNICAS<br>OTHER CHRONIC RHEUMATIC HEART DISEASES 107,<br>108-1089, 109                                              | 2                | 0.1          |            | 1                | 0.1          |             | 1                 | 0.1          |             |
| ENFERMEDADES ISQUÉMICAS DEL CORAZÓN<br>ISCHEMIC HEART DISEASES                                                                                     | 3,047            | 79.8         | 58.3       | 1,717            | 93.5         | 32.9        | 1,330             | 67.2         | 25.5        |
| INFARTO AGUDO DEL MIOCARDIO<br>ACUTE MYOCARDIAL INFARCTION 121-122                                                                                 | 997              | 26.1         | 19.1       | 541              | 29.4         | 10.4        | 456               | 23           | 8.7         |
| OTRAS ENFERMEDADES ISQUÉMICAS AGUDAS DEL CORAZÓN<br>OTHER ACUTE ISCHEMIC HEART DISEASES 124                                                        | 8                | 0.2          | 0.2        | 3                | 0.2          | 0.1         | 5                 | 0.3          | 0.1         |
| OTRAS FORMAS DE ENFERMEDAD ISQUÉMICA CRÓNICA DEL<br>CORAZÓN<br>OTHER FORMS OF CHRONIC ISCHEMIC HEART DISEASE<br>120, 125                           | 2,042            | 53.5         | 39.1       | 1,173            | 63.8         | 22.5        | 869               | 43.9         | 16.6        |
| ENFERMEDAD ARTEROSCLERÓTICA CARDIOVASCULAR<br>ATHEROSCLEROTIC CARDIOVASCULAR DISEASE,<br>NO DESCRIBED 1250                                         | 61               | 1.6          | 1.2        | 34               | 1.9          | 0.7         | 27                | 1.4          | 0.5         |
| TODAS LAS OTRAS FORMAS DE ENFERMEDAD ISQUÉMICA<br>CRÓNICA DEL CORAZÓN<br>ALL OTHER FORMS OF CHRONIC ISCHEMIC HEART DISEASE<br>120, 1251-1259       | 1,981            | 51.9         | 37.9       | 1,139            | 62           | 21.8        | 842               | 42.5         | 16.1        |
| OTRAS ENFERMEDADES DEL CORAZÓN<br>OTHER HEART DISEASE 126-151                                                                                      | 2,164            | 56.7         | 41.4       | 1,095            | 59.6         | 21          | 1,069             | 54           | 20.5        |
| ENFERMEDAD CARDIOPULMONAR Y ENFERMEDADES DE LA<br>CIRCULACIÓN PULMONAR<br>PULMONARY HEART DISEASE AND DISEASES OF PULMONARY<br>CIRCULATION 126-128 | 91               | 2.4          | 1.7        | 43               | 2.3          | 0.8         | 48                | 2.4          | 0.9         |
| EMBOLIA PULMONAR<br>PULMONARY EMBOLISM 126                                                                                                         | 60               | 1.6          | 1.1        | 28               | 1.5          | 0.5         | 32                | 1.6          | 0.6         |

Tabla 48 - DEFUNCIONES POR ENFERMEDADES DEL CORAZÓN, CAUSAS ESPECÍFICAS Y SEXO  
 Table 48 - DEATHS BY HEART DISEASES, SELECT CAUSES AND SEX  
 PUERTO RICO, 2000

| ENFERMEDADES - DISEASES                                                                                                                                      | SEXO - SEX       |              |      |                  |              |      |                   |              |      |
|--------------------------------------------------------------------------------------------------------------------------------------------------------------|------------------|--------------|------|------------------|--------------|------|-------------------|--------------|------|
|                                                                                                                                                              | TOTAL            |              |      | HOMBRES - MALES  |              |      | MUJERES - FEMALES |              |      |
|                                                                                                                                                              | NÚMERO<br>NUMBER | TASA<br>RATE | %    | NÚMERO<br>NUMBER | TASA<br>RATE | %    | NÚMERO<br>NUMBER  | TASA<br>RATE | %    |
| OTRAS ENFERMEDADES CARDIOPULMONARES Y ENFERMEDADES DE LA CIRCULACIÓN PULMONAR<br>OTHER PULMONARY HEART DISEASE AND DISEASES OF PULMONARY CIRCULATION 126-128 | 31               | 0.8          | 0.6  | 15               | 0.8          | 0.3  | 16                | 0.8          | 0.3  |
| OTRAS FORMAS NO PULMONARES DE ENF. DEL CORAZÓN<br>OTHER NON-PULMONARY FORMS OF HEART DISEASE 130-151                                                         | 2,073            | 54.3         | 39.7 | 1,052            | 57.3         | 20.1 | 1,021             | 51.6         | 19.6 |
| ENDOCARDITIS AGUDA Y SUBAGUDA<br>ACUTE AND SUBACUTE ENDOCARDITIS 133                                                                                         | 12               | 0.3          | 0.2  | 10               | 0.5          | 0.2  | 2                 | 0.1          |      |
| ENFERMEDADES DEL PERICARDIO Y MIOCARDITIS AGUDA<br>DISEASES OF PERICARDIUM AND ACUTE MYOCARDITIS 130-131,140                                                 | 14               | 0.4          | 0.3  | 6                | 0.3          | 0.1  | 8                 | 0.4          | 0.2  |
| OTRAS ENFERMEDADES DEL ENDOCARDIO<br>OTHER DISEASES OF ENDOCARDIUM 134-138                                                                                   | 79               | 2.1          | 1.5  | 46               | 2.5          | 0.9  | 33                | 1.7          | 0.6  |
| TRASTORNOS NO REUMÁTICOS DE LA VÁLVULA MITRAL<br>NONRHEUMATIC MITRAL VALVE DISORDERS 134                                                                     | 18               | 0.5          | 0.3  | 9                | 0.5          | 0.2  | 9                 | 0.5          | 0.2  |
| TRASTORNOS NO REUMÁTICOS DE LA VÁLVULA AÓRTICA<br>NONRHEUMATIC AORTIC VALVE DISORDERS 135                                                                    | 26               | 0.7          | 0.5  | 12               | 0.7          | 0.2  | 14                | 0.7          | 0.3  |
| TODAS LAS OTRAS ENFERMEDADES DEL ENDOCARDIO<br>ALL OTHER DISEASES OF ENDOCARDIUM 136-138                                                                     | 35               | 0.9          | 0.7  | 25               | 1.4          | 0.5  | 10                | 0.5          | 0.2  |
| CARDIOMIOPATÍA<br>CARDIOMYOPATHY 142                                                                                                                         | 204              | 5.3          | 3.9  | 132              | 7.2          | 2.5  | 72                | 3.6          | 1.4  |
| TRASTORNOS DE LA CONDUCCIÓN Y ARRITMIAS CARDÍACAS<br>CONDUCTION DISORDERS AND CARDIAC DYSRHYTHMIAS 144-149                                                   | 816              | 21.4         | 15.6 | 417              | 22.7         | 8    | 399               | 20.2         | 7.6  |
| INSUFICIENCIA CARDÍACA<br>HEART FAILURE 150                                                                                                                  | 841              | 22           | 16.1 | 372              | 20.2         | 7.1  | 469               | 23.7         | 9    |
| INSUFICIENCIA CARDÍACA CONGESTIVA<br>CONGESTIVE HEART FAILURE 1500                                                                                           | 664              | 17.4         | 12.7 | 286              | 15.6         | 5.5  | 378               | 19.1         | 7.2  |
| OTRAS Y NO ESPECIFICADAS INSUFICIENCIAS CARDÍACAS<br>OTHER AND UNSPECIFIED HEART FAILURE 1501-1509                                                           | 177              | 4.6          | 3.4  | 86               | 4.7          | 1.6  | 91                | 4.6          | 1.7  |
| MIOCARDITIS NO ESPECIFICADA Y DEGENERACIÓN MIOCARDIAL<br>MYOCARDITIS, UNSPECIFIED AND MYOCARDIAL DEGENERATION 1514-1515                                      | 1                |              |      | 1                | 0.1          |      |                   |              |      |
| TODAS LAS OTRAS Y LAS DESCRIPCIONES MAL DEFINIDAS DE ENFERMEDAD CARDÍACA<br>ALL OTHER AND ILL-DEFINED FORMS OF HEART DISEASE 1510-1513, 1516-1519            | 106              | 2.8          | 2    | 68               | 3.7          | 1.3  | 38                | 1.9          | 0.7  |

FUENTE: DEPARTAMENTO DE SALUD, SAPEESI, DIVISIÓN DE ESTADÍSTICAS, SAN JUAN, PUERTO RICO.

SOURCE: DEPARTMENT OF HEALTH, ASPEESI, DIVISION OF STATISTICS, SAN JUAN, PUERTO RICO.

Tabla 49 - DEFUNCIONES POR CÁNCER, PARTE DEL CUERPO AFECTADA Y SEXO  
 Table 49 - DEATHS BY CANCER, SPECIFIC SITE AND SEX  
 PUERTO RICO, 2000

| CAUSAS - CAUSES                                                                                                                                                              | SEXO - SEX       |              |             |                  |              |             |                   |              |             |
|------------------------------------------------------------------------------------------------------------------------------------------------------------------------------|------------------|--------------|-------------|------------------|--------------|-------------|-------------------|--------------|-------------|
|                                                                                                                                                                              | TOTAL            |              |             | HOMBRES - MALES  |              |             | MUJERES - FEMALES |              |             |
|                                                                                                                                                                              | Húmero<br>Number | Tasa<br>Rate | %           | Húmero<br>Number | Tasa<br>Rate | %           | Húmero<br>Number  | Tasa<br>Rate | %           |
| <b>TUMORES (NEOPLASIAS) MALIGNOS</b><br><b>MALIGNANT NEOPLASMS C00-C97</b>                                                                                                   | <b>4,693</b>     | <b>123</b>   | <b>96.9</b> | <b>2,682</b>     | <b>146</b>   | <b>55.4</b> | <b>2,011</b>      | <b>101.6</b> | <b>41.5</b> |
| TUMORES MALIGNOS DEL LABIO, CAVIDAD BUCAL Y DE LA FARINGE<br>LIP, ORAL CAVITY AND PHARYNX C00-C14                                                                            | 127              | 3.3          | 2.6         | 104              | 5.7          | 2.1         | 23                | 1.2          | 0.5         |
| TUMOR MALIGNO DE LABIO<br>OF LIP C00                                                                                                                                         | 1                |              |             |                  |              |             | 1                 | 0.1          |             |
| TUMOR MALIGNO DE LENGUA<br>OF TONGUE C01-C02                                                                                                                                 | 19               | 0.5          | 0.4         | 14               | 0.8          | 0.3         | 5                 | 0.3          | 0.1         |
| TUMOR MALIGNO DE FARINGE<br>OF PHARYNX C10-C13,C140                                                                                                                          | 80               | 2.1          | 1.7         | 72               | 3.9          | 1.5         | 8                 | 0.4          | 0.2         |
| TUMOR MALIGNO DE OTROS SITIOS Y DE LOS NO ESPEC. DEL LABIO, CAVIDAD BUCAL Y FARINGE<br>OTHER AND UNSPECIFIED SITES WITHIN THE LIP, ORAL CAVITY AND PHARYNX C03-C09,C142-C148 | 27               | 0.7          | 0.6         | 18               | 1            | 0.4         | 9                 | 0.5          | 0.2         |
| <b>TUMORES MALIGNOS DE LOS ÓRGANOS DIGESTIVO</b><br><b>MALIGNANT NEOPLASMS OF DIGESTIVE ORGANS C15-C26</b>                                                                   | <b>1,490</b>     | <b>39</b>    | <b>30.8</b> | <b>857</b>       | <b>46.6</b>  | <b>17.7</b> | <b>633</b>        | <b>32</b>    | <b>13.1</b> |
| TUMOR MALIGNO DEL ESÓFAGO<br>OF ESOPHAGUS C15                                                                                                                                | 161              | 4.2          | 3.3         | 122              | 6.6          | 2.5         | 39                | 2            | 0.8         |
| TUMOR MALIGNO DEL ESTÓMAGO<br>OF STOMACH C16                                                                                                                                 | 272              | 7.1          | 5.6         | 165              | 9            | 3.4         | 107               | 5.4          | 2.2         |
| TUMOR MALIGNO DEL INTESTINO DELGADO<br>OF SMALL INTESTINE C17                                                                                                                | 10               | 0.3          | 0.2         | 7                | 0.4          | 0.1         | 3                 | 0.2          | 0.1         |
| COLON, RECTO Y ANO<br>COLON, RECTUM AND ANUS C18-C21                                                                                                                         | 490              | 12.8         | 10.1        | 255              | 13.9         | 5.3         | 235               | 11.9         | 4.9         |
| COLON<br>COLON C18                                                                                                                                                           | 448              | 11.7         | 9.2         | 232              | 12.6         | 4.8         | 216               | 10.9         | 4.5         |
| TUMOR MALIGNO DE LA UNIÓN RECTOSIGMOIDEA Y RECTO<br>RECTOSIGMOID JUNCTION AND RECTUM C19-C20                                                                                 | 38               | 1            | 0.8         | 21               | 1.1          | 0.4         | 17                | 0.9          | 0.4         |
| TUMOR MALIGNO DEL ANO Y DEL CONDUCTO ANAL<br>ANUS AND ANAL CANAL C21                                                                                                         | 4                | 0.1          | 0.1         | 2                | 0.1          |             | 2                 | 0.1          |             |
| TUMOR MALIGNO DEL HÍGADO Y DE LAS VÍAS BILIARES INTRAHEPÁTICAS<br>LIVER AND INTRAHEPATIC BILE DUCTS C22                                                                      | 290              | 7.6          | 6           | 170              | 9.3          | 3.5         | 120               | 6.1          | 2.5         |
| TUMOR MALIGNO DEL HÍGADO<br>LIVER C220,C222-C229                                                                                                                             | 268              | 7            | 5.5         | 155              | 8.4          | 3.2         | 113               | 5.7          | 2.3         |
| TUMOR MALIGNO DE VÍA BILIAR INTRAHEPÁTICA<br>INTRAHEPATIC BILE DUCT CARCINOMA C221                                                                                           | 22               | 0.6          | 0.5         | 15               | 0.8          | 0.3         | 7                 | 0.4          | 0.1         |
| TUMOR MALIGNO DE LA VESÍCULA Y VÍAS BILIARES EXTRAHEPÁTICAS<br>GALLBLADDER AND EXTRAHEPATIC BILE DUCTS C23-C24                                                               | 26               | 0.7          | 0.5         | 9                | 0.5          | 0.2         | 17                | 0.9          | 0.4         |
| TUMOR MALIGNO DEL PÁNCREAS<br>PÁNCREAS C25                                                                                                                                   | 186              | 4.9          | 3.8         | 97               | 5.3          | 2           | 89                | 4.5          | 1.8         |
| TUMOR MALIGNO DE OTROS SITIOS Y DE LOS MAL DEFINIDOS DE LOS ÓRGANOS DIGESTIVOS<br>OTHER AND ILL-DEFINED DIGESTIVE ORGANS C26                                                 | 55               | 1.4          | 1.1         | 32               | 1.7          | 0.7         | 23                | 1.2          | 0.5         |
| <b>TUMORES MALIGNOS DE LOS ÓRGANOS RESPIRATORIOS E INTRATORÁVICOS</b><br><b>MALIGNANT NEOPLASM RESPIRATORY AND INTRATHORACIC ORGANS C30-C39</b>                              | <b>713</b>       | <b>18.7</b>  | <b>14.7</b> | <b>488</b>       | <b>26.6</b>  | <b>10.1</b> | <b>225</b>        | <b>11.4</b>  | <b>4.6</b>  |
| TUMOR DE LAS FOSAS NASALES, OÍDO MEDIO Y SENOS PARANASALES<br>NASAL CAVITY, MIDDLE EAR AND ACCESSORY SINUSES C30-C31                                                         | 1                |              |             | 1                | 0.1          |             |                   |              |             |

Tabla 49 - DEFUNCIONES POR CÁNCER, PARTE DEL CUERPO AFECTADA Y SEXO  
 Table 49 - DEATHS BY CANCER, SPECIFIC SITE AND SEX  
 PUERTO RICO, 2000

| CAUSAS - CAUSES                                                                                                                                                                      | SEXO - SEX       |              |      |                  |              |      |                   |              |     |
|--------------------------------------------------------------------------------------------------------------------------------------------------------------------------------------|------------------|--------------|------|------------------|--------------|------|-------------------|--------------|-----|
|                                                                                                                                                                                      | TOTAL            |              |      | HOMBRES - MALES  |              |      | MUJERES - FEMALES |              |     |
|                                                                                                                                                                                      | Número<br>Number | Tasa<br>Rate | %    | Número<br>Number | Tasa<br>Rate | %    | Número<br>Number  | Tasa<br>Rate | %   |
| LARINGE<br>LARYNX C32                                                                                                                                                                | 97               | 2.5          | 2    | 79               | 4.3          | 1.6  | 18                | 0.9          | 0.4 |
| TRÁQUEA, BRONQUIOS Y DEL PULMÓN<br>TRACHEA, BRONCHUS AND LUNG C33-C34                                                                                                                | 607              | 15.9         | 12.5 | 400              | 21.8         | 8.3  | 207               | 10.5         | 4.3 |
| TIMO, CORAZÓN, MEDIASTINO Y DE LA PLEURA<br>THYMUS, HEART, MEDIASTINUM AND PLEURA C37-C38                                                                                            | 4                | 0.1          | 0.1  | 4                | 0.2          | 0.1  | -                 | -            | -   |
| OTROS SITIOS Y DE LOS MAL DEFINIDOS DEL SISTEMA<br>RESPIRATORIO Y DE LOS ÓRGANOS INTRATORÁVICOS<br>OTHER AND ILL-DEFINED SITES IN RESPIRATORY SYSTEM<br>AND INTRATHORACIC ORGANS C39 | 4                | 0.1          | 0.1  | 4                | 0.2          | 0.1  | -                 | -            | -   |
| TUMORES MALIGNOS DE LOS HUESOS Y DE LOS CARTÍLAGOS<br>ARTICULARES<br>BONE AND ARTICULAR CARTILAGE C40-C41                                                                            | 41               | 1.1          | 0.8  | 25               | 1.4          | 0.5  | 16                | 0.8          | 0.3 |
| MELANOMA Y OTROS TUMORES MALIGNOS DE LA PIEL<br>MELANOMA AND OTHER MALIGNANT NEOPLASMS OF SKIN<br>C43-C44                                                                            | 44               | 1.2          | 0.9  | 19               | 1            | 0.4  | 25                | 1.3          | 0.5 |
| MELANOMA MALIGNO DE LA PIEL<br>MALIGNANT MELANOMA OF SKIN C43                                                                                                                        | 18               | 0.5          | 0.4  | 8                | 0.4          | 0.2  | 10                | 0.5          | 0.2 |
| OTROS TUMORES MALIGNOS DE LA PIEL<br>OTHER MALIGNANT NEOPLASMS OF SKIN C44                                                                                                           | 26               | 0.7          | 0.5  | 11               | 0.6          | 0.2  | 15                | 0.8          | 0.3 |
| TUMORES MALIGNOS DE LOS TEJIDOS MESOTELIALES Y DE<br>LOS TEJIDOS BLANDOS<br>MESOTHELIAL AND SOFT TISSUE C45-C49                                                                      | 34               | 0.9          | 0.7  | 19               | 1            | 0.4  | 15                | 0.8          | 0.3 |
| MESOTELIOMA<br>MESOTHELIOMA C45                                                                                                                                                      | 5                | 0.1          | 0.1  | 3                | 0.2          | 0.1  | 2                 | 0.1          | -   |
| SARCOMA DE KAPOSI<br>KAPOSI'S SARCOMA C46                                                                                                                                            | 1                | -            | -    | 1                | 0.1          | -    | -                 | -            | -   |
| TUMOR MALIGNO DE OTROS TEJIDOS MESOTELIALES Y DE<br>TEJIDOS BLANDOS<br>OTHER MESOTHELIAL AND SOFT TISSUE C47-C49                                                                     | 28               | 0.7          | 0.6  | 15               | 0.8          | 0.3  | 13                | 0.7          | 0.3 |
| TUMOR MALIGNO DE LA MAMA<br>MALIGNANT NEOPLASM OF BREAST C50                                                                                                                         | 302              | 7.9          | 6.2  | 3                | 0.2          | 0.1  | 299               | 15.1         | 6.2 |
| TUMORES MALIGNOS DE ÓRGANOS GENITALES FEMENINOS<br>MALIGNANT NEOPLASMS OF FEMALE GENITAL ORGANS<br>C51-C58                                                                           | 195              | 5.1          | 4    | -                | -            | -    | 195               | 9.9          | 4   |
| TUMOR MALIGNO DE LA VULVA Y VAGINA<br>VULVA AND VAGINA C51-C52                                                                                                                       | 17               | 0.4          | 0.4  | -                | -            | -    | 17                | 0.9          | 0.4 |
| TUMOR MALIGNO DEL CUELLO DEL ÚTERO<br>CERVIX UTERI C53                                                                                                                               | 51               | 1.3          | 1.1  | -                | -            | -    | 51                | 2.6          | 1.1 |
| TUMOR MALIGNO DEL CUERPO DEL ÚTERO Y PARTE NO<br>ESPECIFICADA DEL ÚTERO<br>CORPUS UTERI AND UTERUS, PART UNSPECIFIED C54-C55                                                         | 50               | 1.3          | 1    | -                | -            | -    | 50                | 2.5          | 1   |
| TUMOR MALIGNO DEL OVARIO<br>OVARY C56                                                                                                                                                | 66               | 1.7          | 1.4  | -                | -            | -    | 66                | 3.3          | 1.4 |
| TUMOR MALIGNO DE OTROS ÓRGANOS GENITALES FEMENINOS<br>Y DE LOS NO ESPECIFICADOS<br>OTHER AND UNSPECIFIED FEMALE GENITAL ORGANS C57                                                   | 11               | 0.3          | 0.2  | -                | -            | -    | 11                | 0.6          | 0.2 |
| TUMOR MALIGNO DE LA PLACENTA<br>PLACENTA C58                                                                                                                                         | -                | -            | -    | -                | -            | -    | -                 | -            | -   |
| TUMORES MALIGNOS DE ÓRGANOS GENITALES MASCULINOS<br>MALIGNANT NEOPLASMS OF MALE GENITAL ORGANS C60-C63                                                                               | 512              | 13.4         | 10.6 | 512              | 27.9         | 10.6 | -                 | -            | -   |
| TUMOR MALIGNO DE LA PRÓSTATA<br>PROSTATE C61                                                                                                                                         | 487              | 12.8         | 10.1 | 487              | 26.5         | 10.1 | -                 | -            | -   |

Tabla 49 - DEFUNCIONES POR CÁNCER, PARTE DEL CUERPO AFECTADA Y SEXO  
 Table 49 - DEATHS BY CANCER, SPECIFIC SITE AND SEX  
 PUERTO RICO, 2000

| CAUSAS - CAUSES                                                                                                                                                                          | SEXO - SEX       |              |      |                  |              |     |                   |              |     |
|------------------------------------------------------------------------------------------------------------------------------------------------------------------------------------------|------------------|--------------|------|------------------|--------------|-----|-------------------|--------------|-----|
|                                                                                                                                                                                          | TOTAL            |              |      | HOMBRES - MALES  |              |     | MUJERES - FEMALES |              |     |
|                                                                                                                                                                                          | Número<br>Number | Tasa<br>Rate | %    | Número<br>Number | Tasa<br>Rate | %   | Número<br>Number  | Tasa<br>Rate | %   |
| TUMOR MALIGNO DEL TESTÍCULO<br>TESTIS C62                                                                                                                                                | 5                | 0.1          | 0.1  | 5                | 0.3          | 0.1 | -                 | -            | -   |
| TUMOR MALIGNO DEL PENE Y OTROS ÓRGANOS GENITALES<br>MASCULINOS Y LOS NO ESPECIFICADOS<br>PENIS AND OTHER AND UNSPECIFIED MALE GENITAL<br>ORGANS C60,C63                                  | 20               | 0.5          | 0.4  | 20               | 1.1          | 0.4 | -                 | -            | -   |
| TUMORES MALIGNOS DE LAS VÍAS URINARIAS<br>MALIGNANT NEOPLASMS OF URINARY TRACT C64-C68                                                                                                   | 152              | 4            | 3.1  | 93               | 5.1          | 1.9 | 59                | 3            | 1.2 |
| TUMOR MALIGNO DEL RIÑÓN Y DE LA PELVIS RENAL<br>KIDNEY AND RENAL PELVIS C64-C65                                                                                                          | 60               | 1.6          | 1.2  | 36               | 2            | 0.7 | 24                | 1.2          | 0.5 |
| TUMOR MALIGNO DE LA VEJIGA URINARIA<br>BLADDER C67                                                                                                                                       | 87               | 2.3          | 1.8  | 56               | 3            | 1.2 | 31                | 1.6          | 0.6 |
| TUMOR MALIGNO DE OTROS ÓRGANOS URINARIOS Y DE<br>LOS NO ESPECIFICADOS<br>OTHER AND UNSPECIFIED SITES WITHIN THE URINARY<br>TRACT C66,C68                                                 | 5                | 0.1          | 0.1  | 1                | 0.1          | -   | 4                 | 0.2          | 0.1 |
| TUMOR MALIGNO DEL OJOS Y SUS ANEXOS<br>MALIGNANT NEOPLASM OF EYE AND ADNEXA C69                                                                                                          | -                | -            | -    | -                | -            | -   | -                 | -            | -   |
| TUMORES MALIGNOS DE MENINGES, ENCÉFALO Y DE OTRAS<br>PARTES DEL SISTEMA NERVIOSO CENTRAL<br>MALIGNANT NEOPLASMS OF MENINGES, BRAIN AND OTHER<br>PARTS OF CENTRAL NERVOUS SYSTEM C70-C72  | 81               | 2.1          | 1.7  | 43               | 2.3          | 0.9 | 38                | 1.9          | 0.8 |
| TUMOR MALIGNO DEL ENCÉFALO<br>BRAIN C71                                                                                                                                                  | 79               | 2.1          | 1.6  | 42               | 2.3          | 0.9 | 37                | 1.9          | 0.8 |
| TUMOR MALIGNO DE OTRAS PARTES DEL SISTEMA NERVIOSO<br>CENTRAL<br>OTHER PARTS OF CENTRAL NERVOUS SYSTEM C70,C72                                                                           | 2                | 0.1          | -    | 1                | 0.1          | -   | 1                 | 0.1          | -   |
| TUMORES MALIGNOS DE LA GLÁNDULA TIROIDES Y DE<br>OTRAS GLÁNDULAS ENDOCRINAS<br>MALIGNANT NEOPLASMS OF THYROID AND OTHER ENDOCRINE<br>GLANDS C73-C75                                      | 25               | 0.7          | 0.5  | 11               | 0.6          | 0.2 | 14                | 0.7          | 0.3 |
| OTROS TUMORES MALIGNOS DE OTROS SITIOS Y LOS NO<br>ESPECIFICADOS<br>OTHER MALIGNANT NEOPLASMS OF OTHER AND UNSPECIFIED<br>SITES C76-C80,C97                                              | 526              | 13.8         | 10.9 | 261              | 14.2         | 5.4 | 265               | 13.4         | 5.5 |
| TUMORES MALIGNOS DEL TEJIDO LINFÁTICO, DE ÓRGANOS<br>HEMATOPOYÉTICOS Y TEJIDOS AFINES<br>MALIGNANT NEOPLASMS OF LYMPHOID, HEMATOPOIETIC AND<br>RELATED TISSUE C81-C86                    | 451              | 11.8         | 9.3  | 247              | 13.4         | 5.1 | 204               | 10.3         | 4.2 |
| ENFERMEDAD DE HODGKIN<br>HODGKIN'S DISEASE C81                                                                                                                                           | 20               | 0.5          | 0.4  | 13               | 0.7          | 0.3 | 7                 | 0.4          | 0.1 |
| OTROS TUMORES MALIGNOS DEL TEJIDO LINFÁTICO, DE<br>ÓRGANOS HEMATOPOYÉTICOS Y TEJIDOS AFINES<br>OF OTHER LYMPHOID, HEMATOPOIETIC AND RELATED<br>TISSUE C82-C85,C96                        | 144              | 3.8          | 3    | 81               | 4.4          | 1.7 | 63                | 3.2          | 1.3 |
| LINFOMA NO-HODGKIN<br>NON-HODGKIN'S LYMPHOMA C82-C85                                                                                                                                     | 141              | 3.7          | 2.9  | 81               | 4.4          | 1.7 | 60                | 3            | 1.2 |
| OTROS TUMORES MALIGNOS DEL TEJIDO LINFÁTICO, DE LOS<br>ÓRGANOS HEMATOPOYÉTICOS, TEJIDOS AFINES Y NO ESPEC.<br>OF OTHER AND UNSPECIFIED LYMPHOID, HEMATOPOIETIC<br>AND RELATED TISSUE C96 | 3                | 0.1          | 0.1  | -                | -            | -   | 3                 | 0.2          | 0.1 |
| ENFERMEDADES INMUNOPROLIFERATIVAS MALIGNAS<br>MALIGNANT IMMUNOPROLIFERATIVE DISEASES C88                                                                                                 | 1                | -            | -    | 1                | 0.1          | -   | -                 | -            | -   |

Tabla 49 - DEFUNCIONES POR CÁNCER, PARTE DEL CUERPO AFECTADA Y SEXO  
 Table 49 - DEATHS BY CANCER, SPECIFIC SITE AND SEX  
 PUERTO RICO, 2000

| CAUSAS - CAUSES                                                                                                                                                        | SEXO - SEX       |              |     |                  |              |     |                   |              |     |
|------------------------------------------------------------------------------------------------------------------------------------------------------------------------|------------------|--------------|-----|------------------|--------------|-----|-------------------|--------------|-----|
|                                                                                                                                                                        | TOTAL            |              |     | HOMBRES - MALES  |              |     | MUJERES - FEMALES |              |     |
|                                                                                                                                                                        | Número<br>Number | Tasa<br>Rate | %   | Número<br>Number | Tasa<br>Rate | %   | Número<br>Number  | Tasa<br>Rate | %   |
| MIELONA MÚLTIPLE Y TUMORES MALIGNOS DE CELULAS<br>PLASMÁTICAS<br>MULTIPLE MYELOMA AND MALIGNANT PLASMA CELL<br>NEOPLASMS C90                                           | 103              | 2.7          | 2.1 | 54               | 2.9          | 1.1 | 49                | 2.5          | 1   |
| LEUCEMIA<br>LEUKEMIA C91-C95                                                                                                                                           | 183              | 4.8          | 3.8 | 98               | 5.3          | 2   | 85                | 4.3          | 1.8 |
| LEUCEMIA LINFOIDE<br>LYMPHOID LEUKEMIA C91                                                                                                                             | 44               | 1.2          | 0.9 | 28               | 1.5          | 0.6 | 16                | 0.8          | 0.3 |
| LEUCEMIA MIELOIDE<br>MYELOID LEUKEMIA C92                                                                                                                              | 64               | 1.7          | 1.3 | 35               | 1.9          | 0.7 | 29                | 1.5          | 0.6 |
| LEUCEMIA MONOCÍTICA<br>MONOCYTIC LEUKEMIA C93                                                                                                                          | -                | -            | -   | -                | -            | -   | -                 | -            | -   |
| OTRAS LEUCEMIAS Y LAS NO ESPECIFICADAS<br>OTHER AND UNSPECIFIED LEUKEMIA C94-C95                                                                                       | 75               | 2            | 1.5 | 35               | 1.9          | 0.7 | 40                | 2            | 0.8 |
| TUMORES (NEOPLASIAS) IN SITU<br>IN SITU NEOPLASMS D00-D09                                                                                                              | 4                | 0.1          | 0.1 | 2                | 0.1          | -   | 2                 | 0.1          | -   |
| CARCINOMA IN SITU DE MAMA Y SISTEMA GENITOURINARIO<br>CARCINOMA IN SITU OF BREAST AND GENITOURINARY<br>SYSTEM D05-D07                                                  | 1                | -            | -   | -                | -            | -   | 1                 | 0.1          | -   |
| CARCINOMA IN SITU DE OTROS SITIOS Y NO ESPECIFICADO<br>CARCINOMA IN SITU OF OTHER AND UNSPECIFIED SITES<br>D00-D04,D09                                                 | 3                | 0.1          | 0.1 | 2                | 0.1          | -   | 1                 | 0.1          | -   |
| TUMORES (NEOPLASIAS) BENIGNOS<br>BENIGN NEOPLASMS D10-D36                                                                                                              | 13               | 0.3          | 0.3 | 8                | 0.4          | 0.2 | 5                 | 0.3          | 0.1 |
| DE ÓRGANOS GENITALES FEMENINO<br>OF FEMALE GENITAL ORGANS D25-D28                                                                                                      | 1                | -            | -   | -                | -            | -   | 1                 | 0.1          | -   |
| DEL OJO, ENCÉFALO Y DE OTRAS PARTES DEL SISTEMA<br>NERVIOSO CENTRAL<br>OF EYE, BRAIN AND OTHER PARTS OF CENTRAL NERVOUS<br>SYSTEM D31-D33                              | 3                | 0.1          | 0.1 | 3                | 0.2          | 0.1 | -                 | -            | -   |
| DE OTROS SITIOS Y LOS NO ESPECIFICADOS<br>OF OTHER AND UNSPECIFIED SITES D10-D24<br>D29-D30,D34-D36                                                                    | 9                | 0.2          | 0.2 | 5                | 0.3          | 0.1 | 4                 | 0.2          | 0.1 |
| TUMORES (NEOPLASIA) DE COMPORTAMIENTO INCIERTO O<br>DESCONOCIDO DE SITIOS ESPECIFICOS<br>NEOPLASMS OF UNCERTAIN OR UNKNOWN BEHAVIOR OF<br>SPECIFIED SITES D37-D47      | 102              | 2.7          | 2.1 | 47               | 2.6          | 1   | 55                | 2.8          | 1.1 |
| TUMORES DE COMPORTAMIENTO INCIERTO O DESCONOCIDO<br>DE OTROS SITIOS Y DE LOS NO ESPECIFICADOS<br>NEOPLASM OF UNCERTAIN OR UNKNOWN BEHAVIOR OF<br>UNSPECIFIED SITES D48 | 33               | 0.9          | 0.7 | 15               | 0.8          | 0.3 | 18                | 0.9          | 0.4 |

FUENTE: DEPARTAMENTO DE SALUD, SAPEESI, DIVISIÓN DE ESTADÍSTICAS, SAN JUAN, PUERTO RICO.

SOURCE: DEPARTMENT OF HEALTH, ASPESIS, DIVISION OF STATISTICS, SAN JUAN, PUERTO RICO.

Tabla 50 - DEFUNCIONES POR OCUPACIÓN, GRUPOS DE EDAD Y SEXO  
 Table 50 - DEATHS BY OCCUPATION, AGE GROUPS AND SEX  
 PUERTO RICO, 2000

Pag 1 de 4

| OCUPACIÓN - OCCUPATION                                                          | TOTALES       |                 |                   | < 15       |                 |                   | 15 - 19    |                 |                   | 20 - 24    |                 |                   | 25 - 29    |                 |                   |
|---------------------------------------------------------------------------------|---------------|-----------------|-------------------|------------|-----------------|-------------------|------------|-----------------|-------------------|------------|-----------------|-------------------|------------|-----------------|-------------------|
|                                                                                 | TOTAL         | HOMBRES - MALES | MUJERES - FEMALES | TOTAL      | HOMBRES - MALES | MUJERES - FEMALES | TOTAL      | HOMBRES - MALES | MUJERES - FEMALES | TOTAL      | HOMBRES - MALES | MUJERES - FEMALES | TOTAL      | HOMBRES - MALES | MUJERES - FEMALES |
| <b>TOTAL</b>                                                                    | <b>28,550</b> | <b>16,091</b>   | <b>12,459</b>     | <b>770</b> | <b>426</b>      | <b>344</b>        | <b>269</b> | <b>214</b>      | <b>55</b>         | <b>432</b> | <b>364</b>      | <b>68</b>         | <b>422</b> | <b>339</b>      | <b>83</b>         |
| PROFESIONALES, TÉCNICOS AFIN<br>PROFESSIONAL, TECH &<br>KINDRED WORKERS         | 1,485         | 876             | 609               | -          | -               | -                 | -          | -               | -                 | 3          | 3               | -                 | 15         | 8               | 7                 |
| MÉDICOS Y DENTISTAS<br>PHYSICIAN & DENTIST                                      | 63            | 51              | 12                | -          | -               | -                 | -          | -               | -                 | -          | -               | -                 | -          | -               | -                 |
| AGRICULTORES Y ADMINIS.<br>DE FINCAS<br>FARMERS, FARM MANAGER                   | 1,526         | 1,512           | 14                | -          | -               | -                 | -          | -               | -                 | 2          | 2               | -                 | 4          | 4               | -                 |
| ADM.GERENTES, PROPIETARIOS<br>EXCEPTO FINCAS<br>MANAGER, EXCEPT FARM            | 2,419         | 2,138           | 281               | -          | -               | -                 | 1          | 1               | -                 | 15         | 13              | 2                 | 22         | 18              | 4                 |
| OFICINISTAS Y TRABAJADORES<br>AFINES<br>CLERICAL & KINDRED WORKERS              | 890           | 358             | 532               | -          | -               | -                 | 4          | 2               | 2                 | 19         | 10              | 9                 | 24         | 12              | 12                |
| VENDEDORES<br>SALES WORKERS                                                     | 537           | 471             | 66                | -          | -               | -                 | 2          | 2               | -                 | 14         | 9               | 5                 | 17         | 16              | 1                 |
| ARTESANOS, CAPATACES,<br>TRABAJADORES AFINES<br>CRAFTSMEN, & KINDRED<br>WORKERS | 2,219         | 2,165           | 54                | 1          | 1               | -                 | 8          | 8               | -                 | 43         | 43              | -                 | 40         | 38              | 2                 |
| OPERARIOS Y TRABAJ. AFIN<br>OPERATIVES AND<br>KINDRED WORKERS                   | 3,231         | 2,519           | 712               | -          | -               | -                 | 9          | 9               | -                 | 55         | 52              | 3                 | 52         | 47              | 5                 |
| TRABAJADORES DE SERVICIOS<br>SERVICE WORKERS                                    | 3,122         | 2,280           | 842               | 1          | 1               | -                 | 16         | 14              | 2                 | 49         | 47              | 2                 | 55         | 48              | 7                 |
| OBRERO AGRÍCOLA Y<br>MAYORDOMO O CAPATAZ<br>FARM, LABORER, FOREMAN              | 665           | 654             | 11                | 1          | 1               | -                 | -          | -               | -                 | -          | -               | -                 | -          | -               | -                 |
| OBRERO, EXC. FINCA, MINA<br>LABORER, EX. FARM, MINE                             | 1,575         | 1,559           | 16                | -          | -               | -                 | 25         | 25              | -                 | 59         | 59              | -                 | 57         | 57              | -                 |
| ESTUDIANTES<br>STUDENTS                                                         | 239           | 162             | 77                | 63         | 32              | 31                | 106        | 80              | 26                | 46         | 35              | 11                | 16         | 10              | 6                 |
| SIN ESPECIFICAR<br>UNSPECIFIED                                                  | 10,579        | 1,346           | 9,233             | 704        | 391             | 313               | 98         | 73              | 25                | 127        | 91              | 36                | 120        | 81              | 39                |

Tabla 50 - DEFUNCIONES POR OCUPACIÓN, GRUPOS DE EDAD Y SEXO  
 Table 50 - DEATHS BY OCCUPATION, AGE GROUPS AND SEX  
 PUERTO RICO, 2000

| OCUPACIÓN - OCCUPATION                                                          | 30 - 34    |                 |                   | 35 - 39    |                 |                   | 40 - 44    |                 |                   | 45 - 49      |                 |                   | 50 - 54      |                 |                   |
|---------------------------------------------------------------------------------|------------|-----------------|-------------------|------------|-----------------|-------------------|------------|-----------------|-------------------|--------------|-----------------|-------------------|--------------|-----------------|-------------------|
|                                                                                 | TOTAL      | HOMBRES - MALES | MUJERES - FEMALES | TOTAL      | HOMBRES - MALES | MUJERES - FEMALES | TOTAL      | HOMBRES - MALES | MUJERES - FEMALES | TOTAL        | HOMBRES - MALES | MUJERES - FEMALES | TOTAL        | HOMBRES - MALES | MUJERES - FEMALES |
| <b>TOTAL</b>                                                                    | <b>466</b> | <b>326</b>      | <b>140</b>        | <b>662</b> | <b>491</b>      | <b>171</b>        | <b>762</b> | <b>526</b>      | <b>236</b>        | <b>1,008</b> | <b>693</b>      | <b>315</b>        | <b>1,286</b> | <b>863</b>      | <b>423</b>        |
| PROFESIONALES, TÉCNICOS AFIN<br>PROFESSIONAL, TECH &<br>KINDRED WORKERS         | 17         | 8               | 9                 | 40         | 23              | 17                | 45         | 27              | 18                | 69           | 25              | 44                | 101          | 67              | 34                |
| MÉDICOS Y DENTISTAS<br>PHYSICIAN & DENTIST                                      | -          | -               | -                 | -          | -               | -                 | 3          | 3               | -                 | 5            | 4               | 1                 | 5            | 2               | 3                 |
| AGRICULTORES Y ADMINIS.<br>DE FINCAS<br>FARMERS, FARM MANAGER                   | 7          | 7               | -                 | 14         | 14              | -                 | 18         | 18              | -                 | 16           | 16              | -                 | 41           | 41              | -                 |
| ADM. GERENTES, PROPIETARIOS<br>EXCEPT FINCAS<br>MANAGER, EXCEPT FARM            | 24         | 20              | 4                 | 38         | 36              | 2                 | 47         | 41              | 6                 | 94           | 81              | 13                | 127          | 105             | 22                |
| OFICINISTAS Y TRABAJADORES<br>AFINES<br>CLERICAL & KINDRED WORKERS              | 17         | 3               | 14                | 29         | 9               | 20                | 56         | 20              | 36                | 46           | 18              | 28                | 71           | 24              | 47                |
| VENDEDORES<br>SALES WRKERS                                                      | 12         | 11              | 1                 | 19         | 16              | 3                 | 19         | 16              | 3                 | 21           | 18              | 3                 | 30           | 28              | 2                 |
| ARTESANOS, CAPATACES,<br>TRABAJADORES AFINES<br>CRAFTSMEN, & KINDRED<br>WORKERS | 32         | 32              | -                 | 73         | 69              | 4                 | 90         | 90              | -                 | 140          | 136             | 4                 | 150          | 146             | 4                 |
| OPERARIOS, TRAB. AFIN<br>OPERATIVES AND<br>KINDRED WORKERS                      | 51         | 41              | 10                | 57         | 52              | 5                 | 81         | 71              | 10                | 123          | 100             | 23                | 161          | 137             | 24                |
| TRABAJADORES DE SERVICIOS<br>SERVICE WORKERS                                    | 62         | 54              | 8                 | 93         | 76              | 17                | 108        | 80              | 28                | 151          | 117             | 34                | 177          | 136             | 41                |
| OBRERO AGRÍCOLA Y<br>MAYORDOMO O CAPATAZ<br>FARM, LABORER, FOREMAN              | 4          | 4               | -                 | 5          | 5               | -                 | 7          | 7               | -                 | 15           | 14              | 1                 | 18           | 18              | -                 |
| OBRERO, EXC. FINCA, MINA<br>LABORER, EX. FARM, MINE                             | 68         | 68              | -                 | 100        | 100             | -                 | 84         | 83              | 1                 | 103          | 102             | 1                 | 101          | 101             | -                 |
| ESTUDIANTES<br>STUDENTS                                                         | 3          | 3               | -                 | 2          | 1               | 1                 | 2          | 1               | 1                 | -            | -               | -                 | 1            | -               | 1                 |
| SIN ESPECIFICAR<br>UNSPECIFIED                                                  | 169        | 75              | 94                | 192        | 90              | 102               | 202        | 69              | 133               | 225          | 62              | 163               | 303          | 58              | 245               |



Tabla 50 - DEFUNCIONES POR OCUPACIÓN, GRUPOS DE EDAD Y SEXO  
 Table 50 - DEATHS BY OCCUPATION, AGE GROUPS AND SEX  
 PUERTO RICO, 2000

Pag 3 de 4

| OCUPACIÓN - OCCUPATION                                                          | 55 - 59      |                 |                   | 60 - 64      |                 |                   | 65 - 69      |                 |                   | 70 - 74      |                 |                   |
|---------------------------------------------------------------------------------|--------------|-----------------|-------------------|--------------|-----------------|-------------------|--------------|-----------------|-------------------|--------------|-----------------|-------------------|
|                                                                                 | TOTAL        | HOMBRES - MALES | MUJERES - FEMALES | TOTAL        | HOMBRES - MALES | MUJERES - FEMALES | TOTAL        | HOMBRES - MALES | MUJERES - FEMALES | TOTAL        | HOMBRES - MALES | MUJERES - FEMALES |
| <b>TOTAL</b>                                                                    | <b>1,530</b> | <b>976</b>      | <b>554</b>        | <b>1,853</b> | <b>1,165</b>    | <b>688</b>        | <b>2,497</b> | <b>1,475</b>    | <b>1,022</b>      | <b>3,014</b> | <b>1,689</b>    | <b>1,325</b>      |
| PROFESIONALES, TÉCNICOS AFIN<br>PROFESSIONAL, TECH &<br>KINDRED WORKERS         | 100          | 62              | 38                | 116          | 77              | 39                | 160          | 108             | 52                | 173          | 112             | 61                |
| MÉDICOS Y DENTISTAS<br>PHYSICIAN & DENTIST                                      | 7            | 6               | 1                 | 4            | 4               | -                 | 5            | 3               | 2                 | 9            | 7               | 2                 |
| AGRICULTORES Y ADMINISTRADORES<br>DE FINCAS<br>FARMERS, FARM MANAGER            | 33           | 32              | 1                 | 62           | 62              | -                 | 100          | 99              | 1                 | 139          | 139             | -                 |
| ADM. GERENTES, PROPIETARIOS<br>EXCEPTO FINCAS<br>MANAGER, EXCEPT FARM           | 152          | 137             | 15                | 201          | 182             | 19                | 270          | 246             | 24                | 301          | 266             | 35                |
| OFICINISTAS Y TRABAJADORES<br>AFINES<br>CLERICAL & KINDRED WORKERS              | 69           | 29              | 40                | 65           | 31              | 34                | 70           | 27              | 43                | 86           | 29              | 57                |
| VENDEDORES<br>SALES WORKERS                                                     | 45           | 41              | 4                 | 44           | 42              | 2                 | 53           | 50              | 3                 | 54           | 49              | 5                 |
| ARTESANOS, CAPATACES,<br>TRABAJADORES AFINES<br>CRAFTSMEN, & KINDRED<br>WORKERS | 157          | 155             | 2                 | 186          | 182             | 4                 | 217          | 210             | 7                 | 234          | 229             | 5                 |
| OPERARIOS Y TRABAJADORES AFINES<br>OPERATIVES AND<br>KINDRED WORKERS            | 232          | 187             | 45                | 259          | 209             | 50                | 372          | 278             | 94                | 426          | 337             | 89                |
| TRABAJADORES DE SERVICIOS<br>SERVICE WORKERS                                    | 213          | 156             | 57                | 270          | 207             | 63                | 335          | 243             | 92                | 384          | 267             | 117               |
| OBRERO AGRÍCOLA Y<br>MAYORDOMO O CAPATAZ<br>FARM, LABORER, FOREMAN              | 22           | 22              | -                 | 34           | 32              | 2                 | 36           | 35              | 1                 | 70           | 68              | 2                 |
| OBRERO, EXC. FINCA, MINA<br>LABORER, EX. FARM, MINE                             | 97           | 96              | 1                 | 98           | 97              | 1                 | 138          | 134             | 4                 | 147          | 145             | 2                 |
| ESTUDIANTES<br>STUDENTS                                                         | -            | -               | -                 | -            | -               | -                 | -            | -               | -                 | -            | -               | -                 |
| SIN ESPECIFICAR<br>UNSPECIFIED                                                  | 403          | 53              | 350               | 514          | 40              | 474               | 741          | 42              | 699               | 991          | 41              | 950               |

Tabla 50 - DEFUNCIONES POR OCUPACIÓN, GRUPOS DE EDAD Y SEXO  
 Table 50 - DEATHS BY OCCUPATION, AGE GROUPS AND SEX  
 PUERTO RICO, 2000

Pag 4 de 4

| OCUPACIÓN - OCCUPATION                                                          | 75 - 79      |                 |                   | 80 - 84      |                 |                   | 85 y más     |                 |                   | Sin Determinar |                 |                   |
|---------------------------------------------------------------------------------|--------------|-----------------|-------------------|--------------|-----------------|-------------------|--------------|-----------------|-------------------|----------------|-----------------|-------------------|
|                                                                                 | TOTAL        | HOMBRES - MALES | MUJERES - FEMALES | TOTAL        | HOMBRES - MALES | MUJERES - FEMALES | TOTAL        | HOMBRES - MALES | MUJERES - FEMALES | TOTAL          | HOMBRES - MALES | MUJERES - FEMALES |
| <b>TOTAL</b>                                                                    | <b>3,509</b> | <b>1,919</b>    | <b>1,590</b>      | <b>3,638</b> | <b>1,781</b>    | <b>1,857</b>      | <b>6,387</b> | <b>2,806</b>    | <b>3,581</b>      | <b>45</b>      | <b>38</b>       | <b>7</b>          |
| PROFESIONALES, TÉCNICOS AFIN<br>PROFESSIONAL, TECH &<br>KINDRED WORKERS         | 192          | 130             | 62                | 205          | 110             | 95                | 249          | 116             | 133               | -              | -               | -                 |
| MÉDICOS Y DENTISTAS<br>PHYSICIAN & DENTIST                                      | 16           | 16              | -                 | 5            | 4               | 1                 | 4            | 2               | 2                 | -              | -               | -                 |
| AGRICULTORES Y ADMINIS.<br>DE FINCAS<br>FARMERS, FARM MANAGER                   | 183          | 183             | -                 | 247          | 244             | 3                 | 660          | 651             | 9                 | -              | -               | -                 |
| ADM. GERENTES, PROPIETARIOS<br>EXCEPT FINCAS<br>MANAGER, EXCEPT FARM            | 355          | 315             | 40                | 289          | 256             | 33                | 483          | 421             | 62                | -              | -               | -                 |
| OFICINISTAS Y TRABAJADORES<br>AFINES<br>CLERICAL & KINDRED WORKERS              | 112          | 54              | 58                | 94           | 42              | 52                | 128          | 48              | 80                | -              | -               | -                 |
| VENEDORES<br>SALES WORKERS                                                      | 78           | 65              | 13                | 44           | 39              | 5                 | 85           | 69              | 16                | -              | -               | -                 |
| ARTESANOS, CAPATAZES,<br>TRABAJADORES AFINES<br>CRAFTSMEN, & KINDRED<br>WORKERS | 271          | 262             | 9                 | 244          | 238             | 6                 | 333          | 326             | 7                 | -              | -               | -                 |
| OPERARIOS, TRAB.AFIN<br>OPERATIVES AND<br>KINDRED WORKERS                       | 419          | 338             | 81                | 387          | 293             | 94                | 547          | 368             | 179               | -              | -               | -                 |
| TRABAJADORES DE SERVICIOS<br>SERVICE WORKERS                                    | 400          | 287             | 113               | 373          | 258             | 115               | 435          | 289             | 146               | -              | -               | -                 |
| OBRAERO AGRÍCOLA Y<br>MAYORDOMO O CAPATAZ<br>FARM, LABORER, FOREMAN             | 75           | 75              | -                 | 109          | 108             | 1                 | 269          | 265             | 4                 | -              | -               | -                 |
| OBRAERO, EXC. FINCA, MINA<br>LABORER, EX. FARM, MINE                            | 146          | 144             | 2                 | 144          | 142             | 2                 | 208          | 206             | 2                 | -              | -               | -                 |
| ESTUDIANTES<br>STUDENTS                                                         | -            | -               | -                 | -            | -               | -                 | -            | -               | -                 | -              | -               | -                 |
| SIN ESPECIFICAR<br>UNSPECIFIED                                                  | 1,262        | 50              | 1,212             | 1,497        | 47              | 1,450             | 2,986        | 45              | 2,941             | 45             | 38              | 7                 |

FUENTE: DEPARTAMENTO DE SALUD, SAPEESI, DIVISIÓN DE ESTADÍSTICAS, SAN JUAN, PUERTO RICO.

SOURCE: DEPARTMENT OF HEALTH, ASPESIS, DIVISION OF STATISTICS, SAN JUAN, PUERTO RICO.

Tabla 51 - DEFUNCIONES POR INSTITUCIÓN Y ESTATUS DEL PACIENTE  
 Table 51 - DEATHS BY INSTITUTION AND PATIENT STATUS  
 PUERTO RICO, 2000

| INSTITUCION<br>INSTITUTION                                                          | STATUS DEL PACIENTE - STATUS OF PATIENT |               |                     |                            |                            |                              |                        |
|-------------------------------------------------------------------------------------|-----------------------------------------|---------------|---------------------|----------------------------|----------------------------|------------------------------|------------------------|
|                                                                                     | TOTAL                                   | HOGAR<br>HOME | EN RUTA<br>IN ROUTE | AMBULATORIO<br>OUT PATIENT | HOSPITALIZADO<br>INPATIENT | OTROS SITIOS<br>OTHER PLACES | STATUS DESC<br>UNKNOWN |
| <b>TOTAL</b>                                                                        | <b>28,550</b>                           | <b>8,574</b>  | <b>627</b>          | <b>2,447</b>               | <b>14,018</b>              | <b>2,877</b>                 | <b>7</b>               |
| HOSPITALES PRIVADOS<br>PRIVATE HOSPITALS                                            | 9,575                                   |               | 179                 | 1,008                      | 8,383                      |                              | 5                      |
| HOSPITALES DEL GOBIERNO<br>GOVERNMENT HOSPITALS                                     | 6,305                                   |               | 439                 | 1,365                      | 4,500                      |                              | 1                      |
| HOSPITALES REGIONALES O SUB-REGIONALES<br>REGIONAL OR SUB-REGIONAL HOSPITALS        | 3,251                                   |               | 112                 | 518                        | 2,620                      |                              | 1                      |
| HOSPITAL DE ÁREA - ÁREA HOSPITAL                                                    | 1,486                                   |               | 56                  | 243                        | 1,187                      |                              |                        |
| CENTRO SALUD O CENTROS SALUD DE ÁREA<br>HEALTH CENTER AND HEALTH CENTER AREA        | 135                                     |               | 43                  | 86                         | 6                          |                              |                        |
| CENTROS DIAGNÓSTICO Y TRATAMIENTO Y USP<br>DIAGNOSTIC & TREAT CENTER AND P.H.U.     | 626                                     |               | 206                 | 381                        | 39                         |                              |                        |
| HOSPITALES MUNICIPALES<br>MUNICIPAL HOSPITALS                                       | 807                                     |               | 22                  | 137                        | 648                        |                              |                        |
| HOSPITALES DEL GOBIERNO FEDERAL<br>FEDERAL GOVERNMENT HOSPITALS                     | 692                                     |               | 3                   | 19                         | 670                        |                              |                        |
| CASA DE SALUD - HEALTH HOUSE                                                        | 38                                      |               |                     | 1                          | 3                          | 34                           |                        |
| OTROS HOSP.O INSTIT. PÚBLICAS Y PRIVADAS<br>OTHER HOSP.OR PUBLIC & PRIVATE INSTITUT | 1,564                                   |               | 2                   | 24                         | 126                        | 1,411                        | 1                      |
| HOGAR - HOME                                                                        |                                         |               |                     |                            |                            |                              |                        |
| EN RUTA - IN ROUTE                                                                  |                                         |               |                     |                            |                            |                              |                        |
| OTROS SITIOS - OTHER PLACES                                                         |                                         |               |                     |                            |                            |                              |                        |
| SITIO NO ESPECIFICADO-UNSPECIFIED PLACE                                             | 10,376                                  | 8,574         | 4                   | 30                         | 336                        | 1,432                        |                        |

FUENTE: DEPARTAMENTO DE SALUD, SAPEESI, DIVISIÓN DE ESTADÍSTICAS, SAN JUAN, PUERTO RICO.

SOURCE: DEPARTMENT OF HEALTH, ASPESIS, DIVISION OF STATISTICS, SAN JUAN, PUERTO RICO.



**Mortalidad por  
Causas Externas**

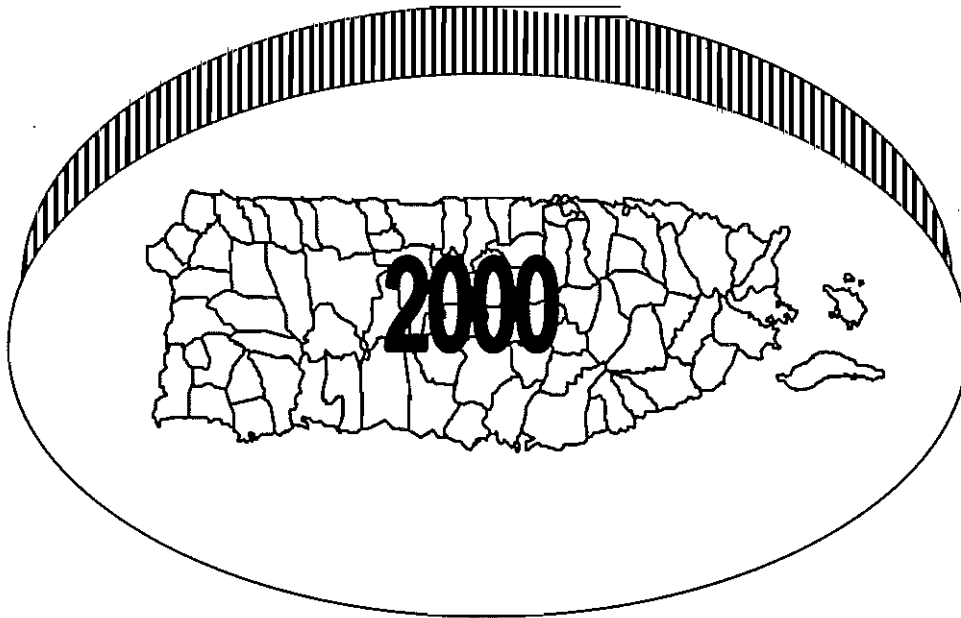




Tabla 52 - MUERTES VIOLENTAS POR AÑO Y TASAS POR 100,000 HABITANTES  
 Table 52 - VIOLENT DEATHS BY YEAR AND RATES BY 100,000 INHABITANTS  
 PUERTO RICO, 2000

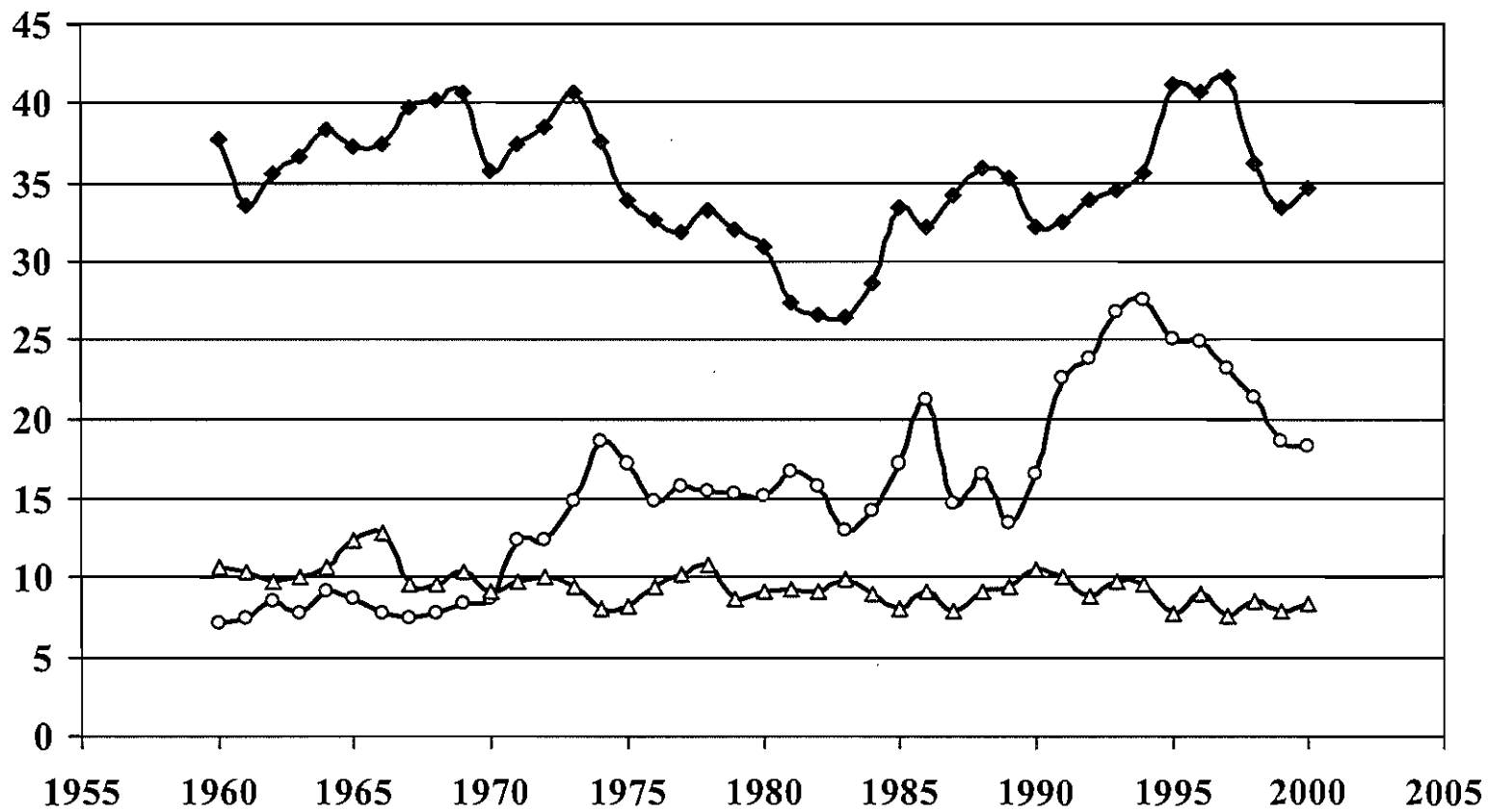
| AÑOS<br>YEARS | ACCIDENTES<br>ACCIDENTS |              | ACCIDENTES DE TRÁNSITO<br>TRAFFIC - ACCIDENTS |              | HOMICIDIOS<br>HOMICIDES |              | SUICIDIOS<br>SUICIDES |              |
|---------------|-------------------------|--------------|-----------------------------------------------|--------------|-------------------------|--------------|-----------------------|--------------|
|               | NÚMERO<br>NUMBER        | TASA<br>RATE | NÚMERO<br>NUMBER                              | TASA<br>RATE | NÚMERO<br>NUMBER        | TASA<br>RATE | NÚMERO<br>NUMBER      | TASA<br>RATE |
| 2000*         | 1,319                   | 34.6         | 622                                           | 16.3         | 698                     | 18.3         | 315                   | 8.3          |
| 1999*         | 1,269                   | 33.4         | 618                                           | 16.2         | 705                     | 18.5         | 299                   | 7.9          |
| 1998          | 1,387                   | 36.2         | 569                                           | 14.8         | 819                     | 21.4         | 324                   | 8.5          |
| 1997          | 1,582                   | 41.6         | 623                                           | 16.4         | 881                     | 23.2         | 288                   | 7.6          |
| 1996          | 1,520                   | 40.7         | 653                                           | 17.5         | 928                     | 24.9         | 331                   | 8.9          |
| 1995          | 1,529                   | 41.1         | 635                                           | 17.1         | 928                     | 25.0         | 291                   | 7.8          |
| 1994          | 1,313                   | 35.6         | 631                                           | 17.1         | 1,017                   | 27.6         | 355                   | 9.6          |
| 1993          | 1,236                   | 34.5         | 611                                           | 17.1         | 959                     | 26.8         | 346                   | 9.7          |
| 1992          | 1,209                   | 33.8         | 614                                           | 17.2         | 851                     | 23.8         | 314                   | 8.8          |
| 1991          | 1,154                   | 32.5         | 581                                           | 16.4         | 803                     | 22.6         | 355                   | 10.0         |
| 1990          | 1,136                   | 32.2         | 548                                           | 15.5         | 583                     | 16.5         | 371                   | 10.5         |
| 1989          | 1,235                   | 35.3         | 577                                           | 16.5         | 467                     | 13.4         | 327                   | 9.4          |
| 1988          | 1,241                   | 35.9         | 630                                           | 18.2         | 576                     | 16.6         | 314                   | 9.1          |
| 1987          | 1,173                   | 34.2         | 652                                           | 19.0         | 505                     | 14.7         | 272                   | 7.9          |
| 1986          | 1,096                   | 32.2         | 618                                           | 18.1         | 723                     | 21.2         | 310                   | 9.1          |
| 1985          | 1,127                   | 33.4         | 593                                           | 17.6         | 579                     | 17.1         | 269                   | 8.0          |
| 1984          | 958                     | 28.6         | 559                                           | 16.7         | 479                     | 14.3         | 300                   | 9.0          |
| 1983          | 878                     | 26.4         | 533                                           | 16.0         | 433                     | 13.0         | 328                   | 9.9          |
| 1982          | 874                     | 26.6         | 487                                           | 14.8         | 517                     | 15.7         | 300                   | 9.1          |
| 1981          | 891                     | 27.4         | 512                                           | 15.7         | 543                     | 16.7         | 302                   | 9.3          |
| 1980          | 990                     | 30.9         | 554                                           | 17.3         | 483                     | 15.1         | 292                   | 9.1          |
| 1979          | 1,010                   | 32.0         | 547                                           | 17.3         | 483                     | 15.3         | 274                   | 8.7          |
| 1978          | 1,039                   | 33.3         | 583                                           | 18.7         | 485                     | 15.5         | 339                   | 10.9         |
| 1977          | 980                     | 31.9         | 532                                           | 17.3         | 484                     | 15.7         | 314                   | 10.2         |
| 1976          | 983                     | 32.6         | 510                                           | 16.9         | 446                     | 14.8         | 283                   | 9.4          |
| 1975          | 993                     | 33.8         | 501                                           | 17.0         | 502                     | 17.1         | 241                   | 8.2          |
| 1974          | 1,088                   | 37.6         | 597                                           | 20.7         | 536                     | 18.5         | 233                   | 8.1          |
| 1973          | 1,169                   | 40.7         | 650                                           | 22.6         | 427                     | 14.9         | 270                   | 9.4          |
| 1972          | 1,104                   | 38.5         | 599                                           | 20.9         | 352                     | 12.3         | 288                   | 10.1         |
| 1971          | 1,039                   | 37.4         | 538                                           | 19.4         | 343                     | 12.3         | 273                   | 9.8          |
| 1970          | 971                     | 35.7         | 486                                           | 17.9         | 236                     | 8.7          | 251                   | 9.2          |
| 1969          | 1,100                   | 40.7         | 524                                           | 19.4         | 224                     | 8.3          | 279                   | 10.3         |
| 1968          | 1,071                   | 40.2         | 566                                           | 21.2         | 206                     | 7.7          | 255                   | 9.6          |
| 1967          | 1,048                   | 39.8         | 494                                           | 18.6         | 196                     | 7.4          | 252                   | 9.6          |
| 1966          | 978                     | 37.4         | 424                                           | 16.2         | 202                     | 7.7          | 334                   | 12.8         |
| 1965          | 964                     | 37.3         | 441                                           | 17.1         | 222                     | 8.6          | 318                   | 12.3         |
| 1964          | 974                     | 38.3         | 450                                           | 17.7         | 231                     | 9.1          | 269                   | 10.6         |
| 1963          | 914                     | 36.7         | 424                                           | 17.0         | 195                     | 7.8          | 248                   | 10.0         |
| 1962          | 868                     | 35.5         | 368                                           | 15.0         | 207                     | 8.5          | 237                   | 9.7          |
| 1961          | 805                     | 33.5         | 318                                           | 13.2         | 181                     | 7.5          | 248                   | 10.3         |

\* INCLUYE TIPO DE MUERTE NO ESPECIFICADO - INCLUDES TYPE OF DEATH UNSPECIFIED

FUENTE: DEPARTAMENTO DE SALUD, SAPEESI, DIVISIÓN DE ESTADÍSTICAS, SAN JUAN, PUERTO RICO.

SOURCE: DEPARTMENT OF HEALTH, ASPESIS, DIVISION OF STATISTICS, SAN JUAN, PUERTO RICO.

**Gráfica 12 - MUERTES VIOLENTAS\* POR AÑOS**  
**Chart 12 - VIOLENT DEATHS BY YEARS**  
**PUERTO RICO, 1960 - 2000**



◆ ACCIDENTES ○ HOMICIDIOS ▲ SUICIDIOS

\*TASAS POR 100,000 HABITANTES RATES PER 100,000 POPULATION  
 FUENTE: DEPARTAMENTO DE SALUD, SAPEESI, DIVISIÓN DE ESTADÍSTICAS, SAN JUAN, PUERTO RICO  
 SOURCE: DEPARTMENT OF HEALTH, ASPESIS, DIVISION OF STATISTICS, SAN JUAN, PUERTO RICO



Tabla 53 - MUERTES VIOLENTAS POR GRUPO DE EDAD Y TASAS  
 Table 53 - VIOLENT DEATHS BY AGE GROUPS AND RATES  
 PUERTO RICO, 2000

| AÑOS<br>YEARS      | ACCIDENTES<br>ACCIDENTS |              | HOMICIDIOS<br>HOMICIDES |              | SUICIDIOS<br>SUICIDES |              | SIN DETERMINAR<br>UNDETERMINED |              |
|--------------------|-------------------------|--------------|-------------------------|--------------|-----------------------|--------------|--------------------------------|--------------|
|                    | NUMERO<br>NUMBER        | TASA<br>RATE | NUMERO<br>NUMBER        | TASA<br>RATE | NUMERO<br>NUMBER      | TASA<br>RATE | NUMERO<br>NUMBER               | TASA<br>RATE |
| <b>TOTAL</b>       | <b>1,321</b>            | <b>34.6</b>  | <b>698</b>              | <b>18.3</b>  | <b>315</b>            | <b>8.3</b>   | <b>68</b>                      | <b>1.8</b>   |
| < 1 AÑO - < 1 YEAR | 6                       | 1.0          | 4                       | 0.7          | -                     | -            | 2                              | 0.3          |
| 1                  | 6                       | 1.0          | 4                       | 0.7          | -                     | -            | 2                              | 0.3          |
| 2                  | 5                       | 0.8          | 1                       | 0.2          | -                     | -            | -                              | -            |
| 3                  | 1                       | 0.2          | 1                       | 0.2          | -                     | -            | 1                              | 0.2          |
| 4                  | 2                       | 0.3          | 1                       | 0.2          | -                     | -            | -                              | -            |
| 5 - 9              | 11                      | 0.4          | 5                       | 0.2          | -                     | -            | 1                              | -            |
| 10 - 14            | 18                      | 0.6          | 6                       | 0.2          | -                     | -            | -                              | -            |
| 15 - 19            | 110                     | 3.5          | 89                      | 2.8          | 10                    | 0.3          | 6                              | 0.2          |
| 20 - 24            | 117                     | 3.9          | 184                     | 6.1          | 24                    | 0.8          | 5                              | 0.2          |
| 25 - 29            | 122                     | 4.5          | 133                     | 4.9          | 21                    | 0.8          | 4                              | 0.1          |
| 30 - 34            | 98                      | 3.7          | 80                      | 3.0          | 28                    | 1.1          | 8                              | 0.3          |
| 35 - 39            | 123                     | 4.6          | 61                      | 2.3          | 48                    | 1.8          | 6                              | 0.2          |
| 40 - 44            | 112                     | 4.5          | 33                      | 1.3          | 27                    | 1.1          | 7                              | 0.3          |
| 45 - 49            | 109                     | 4.7          | 28                      | 1.2          | 32                    | 1.4          | 5                              | 0.2          |
| 50 - 54            | 84                      | 3.6          | 21                      | 0.9          | 36                    | 1.6          | 8                              | 0.3          |
| 55 - 59            | 67                      | 3.5          | 12                      | 0.6          | 14                    | 0.7          | 2                              | 0.1          |
| 60 - 64            | 57                      | 3.5          | 12                      | 0.7          | 25                    | 1.5          | 2                              | 0.1          |
| 65 - 69            | 38                      | 2.8          | 5                       | 0.4          | 18                    | 1.3          | 2                              | 0.1          |
| 70 - 74            | 48                      | 4.5          | 5                       | 0.5          | 9                     | 0.8          | -                              | -            |
| 75 - 79            | 60                      | 7.2          | 3                       | 0.4          | 10                    | 1.2          | 1                              | 0.1          |
| 80 - 84            | 45                      | 8.4          | 6                       | 1.1          | 7                     | 1.3          | 1                              | 0.2          |
| 85+                | 70                      | 14.6         | -                       | -            | 6                     | 1.2          | 1                              | 0.2          |
| SIN ESP (UNSP AGE) | 12                      | -            | 4                       | -            | -                     | -            | 4                              | -            |

FUENTE: DEPARTAMENTO DE SALUD, SAPEESI, DIVISIÓN DE ESTADÍSTICAS, SAN JUAN, PUERTO RICO.

SOURCE: DEPARTMENT OF HEALTH, ASPESIS, DIVISION OF STATISTICS, SAN JUAN, PUERTO RICO.

Tabla 54 - DEFUNCIONES POR HOMICIDIOS, PROCEDIMIENTO EMPLEADO, GRUPOS DE EDAD Y SEXO  
 Table 54 - DEATHS BY HOMICIDES, PROCEDURES, AGE GROUP AND SEX  
 PUERTO RICO, 2000

| GRUPOS DE EDAD<br>AGE GROUPS | TODOS LOS PROCEDIMIENTOS<br>ALL THE PROCEDURES |               |                 | ARMAS DE FUEGO Y EXPLOSIVOS<br>FIREARMS AND EXPLOSIVES |               |                 | INSTRUMENTOS CORTANTES Y PUNZANTES<br>CUTTING & PIERCING INST. |               |                 | OTROS PROCEDIMIENTOS Y LOS NO ESPECIFICADOS<br>Others & not Spec. Proced. |               |                 |
|------------------------------|------------------------------------------------|---------------|-----------------|--------------------------------------------------------|---------------|-----------------|----------------------------------------------------------------|---------------|-----------------|---------------------------------------------------------------------------|---------------|-----------------|
|                              | TOTAL                                          | HOMBRES MALES | MUJERES FEMALES | TOTAL                                                  | HOMBRES MALES | MUJERES FEMALES | TOTAL                                                          | HOMBRES MALES | MUJERES FEMALES | TOTAL                                                                     | HOMBRES MALES | MUJERES FEMALES |
| <b>TOTAL</b>                 | 694                                            | 626           | 68              | 574                                                    | 533           | 41              | 47                                                             | 39            | 8               | 73                                                                        | 54            | 19              |
| <1 AÑO - <1 YEAR             | 4                                              | 1             | 3               | -                                                      | -             | -               | -                                                              | -             | -               | 4                                                                         | 1             | 3               |
| 1                            | 4                                              | 2             | 2               | -                                                      | -             | -               | 1                                                              | -             | 1               | 3                                                                         | 2             | 1               |
| 2                            | 1                                              | 1             | -               | 1                                                      | 1             | -               | -                                                              | -             | -               | -                                                                         | -             | -               |
| 3                            | 1                                              | 1             | -               | -                                                      | -             | -               | 1                                                              | 1             | -               | -                                                                         | -             | -               |
| 4                            | -                                              | -             | -               | -                                                      | -             | -               | -                                                              | -             | -               | -                                                                         | -             | -               |
| 5 - 9                        | 5                                              | -             | 5               | 2                                                      | -             | 2               | 2                                                              | -             | 2               | 1                                                                         | -             | 1               |
| 10 - 14                      | 6                                              | 2             | 4               | 5                                                      | 2             | 3               | 1                                                              | -             | 1               | -                                                                         | -             | -               |
| 15 - 19                      | 89                                             | 83            | 6               | 83                                                     | 78            | 5               | 3                                                              | 3             | -               | 3                                                                         | ?             | 1               |
| 20 - 24                      | 183                                            | 169           | 14              | 173                                                    | 161           | 12              | 3                                                              | 3             | -               | 7                                                                         | 5             | 2               |
| 25 - 29                      | 133                                            | 127           | 6               | 126                                                    | 121           | 5               | 2                                                              | 1             | 1               | 5                                                                         | 5             | -               |
| 30 - 34                      | 79                                             | 70            | 9               | 65                                                     | 62            | 3               | 8                                                              | 6             | 2               | 6                                                                         | 2             | 4               |
| 35 - 39                      | 61                                             | 53            | 8               | 45                                                     | 40            | 5               | 5                                                              | 5             | -               | 11                                                                        | 8             | 3               |
| 40 - 44                      | 33                                             | 30            | 3               | 22                                                     | 20            | 2               | 7                                                              | 7             | -               | 4                                                                         | 3             | 1               |
| 45 - 49                      | 27                                             | 26            | 1               | 18                                                     | 18            | -               | 2                                                              | 2             | -               | 7                                                                         | 6             | 1               |
| 50 - 54                      | 21                                             | 19            | 2               | 14                                                     | 13            | 1               | 3                                                              | 2             | 1               | 4                                                                         | 4             | -               |
| 55 - 59                      | 12                                             | 12            | -               | 6                                                      | 6             | -               | 2                                                              | 2             | -               | 4                                                                         | 4             | -               |
| 60 - 64                      | 12                                             | 9             | 3               | 7                                                      | 5             | 2               | 2                                                              | 2             | -               | 3                                                                         | 2             | 1               |
| 65 - 69                      | 5                                              | 4             | 1               | 1                                                      | 1             | -               | 1                                                              | 1             | -               | 3                                                                         | 2             | 1               |
| 70 - 74                      | 5                                              | 5             | -               | 1                                                      | 1             | -               | -                                                              | -             | -               | 4                                                                         | 4             | -               |
| 75 - 79                      | 3                                              | 2             | 1               | 1                                                      | -             | 1               | 2                                                              | 2             | -               | -                                                                         | -             | -               |
| 80 - 84                      | 6                                              | 6             | -               | 2                                                      | 2             | -               | 2                                                              | 2             | -               | 2                                                                         | 2             | -               |
| 85 +                         | -                                              | -             | -               | -                                                      | -             | -               | -                                                              | -             | -               | -                                                                         | -             | -               |
| SIN ESPEC. (UNSPEC.)         | 4                                              | 4             | -               | 2                                                      | 2             | -               | -                                                              | -             | -               | 2                                                                         | 2             | -               |

FUENTE: DEPARTAMENTO DE SALUD, SAPEESI, DIVISIÓN DE ESTADÍSTICAS, SAN JUAN, PUERTO RICO.

SOURCE: DEPARTMENT OF HEALTH, ASPEESI, DIVISION OF STATISTICS, SAN JUAN, PUERTO RICO.

Tabla 55 - DEFUNCIONES POR SUICIDIOS, PROCEDIMIENTOS EMPLEADOS, GRUPOS DE EDAD Y SEXO  
 Table 55 - DEATHS BY SUICIDES, PROCEDURES, AGE GROUPS AND SEX  
 PUERTO RICO, 2000

| GRUPOS DE EDAD<br>AGE GROUPS | TODOS LOS PROCEDIMIENTOS<br>ALL THE PROCEDURES |                  |                    | SÓLIDOS Y LÍQUIDOS<br>SOLIDS AND LIQUIDS |                  |                    | ARMAS DE FUEGO Y EXPLOSIVOS<br>FIREARMS & EXPLOSIVES |                  |                    | AHORCAMIENTO<br>HANGING |                  |                    | OTROS PROCEDIMIENTOS Y LOS NO ESPECIFICADOS<br>OTHER & NOT SPECIFIED |                  |                    |
|------------------------------|------------------------------------------------|------------------|--------------------|------------------------------------------|------------------|--------------------|------------------------------------------------------|------------------|--------------------|-------------------------|------------------|--------------------|----------------------------------------------------------------------|------------------|--------------------|
|                              | TOTAL                                          | Varones<br>Males | Hembras<br>Females | TOTAL                                    | Varones<br>Males | Hembras<br>Females | TOTAL                                                | Varones<br>Males | Hembras<br>Females | TOTAL                   | Varones<br>Males | Hembras<br>Females | TOTAL                                                                | Varones<br>Males | Hembras<br>Females |
| <b>TOTAL</b>                 | <b>315</b>                                     | <b>287</b>       | <b>28</b>          | <b>29</b>                                | <b>21</b>        | <b>8</b>           | <b>210</b>                                           | <b>198</b>       | <b>12</b>          | <b>47</b>               | <b>44</b>        | <b>3</b>           | <b>29</b>                                                            | <b>24</b>        | <b>5</b>           |
| 10 - 14                      | -                                              | -                | -                  | -                                        | -                | -                  | -                                                    | -                | -                  | -                       | -                | -                  | -                                                                    | -                | -                  |
| 15 - 19                      | 10                                             | 8                | 2                  | 2                                        | -                | 2                  | 5                                                    | 5                | -                  | 3                       | 3                | -                  | -                                                                    | -                | -                  |
| 20 - 24                      | 24                                             | 24               | -                  | 1                                        | 1                | -                  | 16                                                   | 16               | -                  | 6                       | 6                | -                  | 1                                                                    | 1                | -                  |
| 25 - 29                      | 21                                             | 19               | 2                  | 2                                        | -                | 2                  | 13                                                   | 13               | -                  | 5                       | 5                | -                  | 1                                                                    | 1                | -                  |
| 30 - 34                      | 28                                             | 22               | 6                  | 4                                        | 3                | 1                  | 20                                                   | 17               | 3                  | 2                       | -                | 2                  | 2                                                                    | 2                | -                  |
| 35 - 39                      | 48                                             | 46               | 2                  | 1                                        | -                | 1                  | 33                                                   | 33               | -                  | 10                      | 10               | -                  | 4                                                                    | 3                | 1                  |
| 40 - 44                      | 27                                             | 26               | 1                  | 1                                        | 1                | -                  | 17                                                   | 16               | 1                  | 5                       | 5                | -                  | 4                                                                    | 4                | -                  |
| 45 - 49                      | 32                                             | 30               | 2                  | 5                                        | 5                | -                  | 20                                                   | 19               | 1                  | 3                       | 3                | -                  | 4                                                                    | 3                | 1                  |
| 50 - 54                      | 36                                             | 30               | 6                  | 8                                        | 6                | 2                  | 19                                                   | 17               | 2                  | 3                       | 3                | -                  | 6                                                                    | 4                | 2                  |
| 55 - 59                      | 14                                             | 11               | 3                  | -                                        | -                | -                  | 13                                                   | 11               | 2                  | -                       | -                | -                  | 1                                                                    | -                | 1                  |
| 60 - 64                      | 25                                             | 24               | 1                  | 1                                        | 1                | -                  | 20                                                   | 19               | 1                  | 2                       | 2                | -                  | 2                                                                    | 2                | -                  |
| 65 - 69                      | 18                                             | 15               | 3                  | 1                                        | 1                | -                  | 13                                                   | 11               | 2                  | 3                       | 2                | 1                  | 1                                                                    | 1                | -                  |
| 70 - 74                      | 9                                              | 9                | -                  | 1                                        | 1                | -                  | 6                                                    | 6                | -                  | 1                       | 1                | -                  | 1                                                                    | 1                | -                  |
| 75 - 79                      | 10                                             | 10               | -                  | 1                                        | 1                | -                  | 5                                                    | 5                | -                  | 3                       | 3                | -                  | 1                                                                    | 1                | -                  |
| 80 - 84                      | 7                                              | 7                | -                  | -                                        | -                | -                  | 6                                                    | 6                | -                  | 1                       | 1                | -                  | -                                                                    | -                | -                  |
| 85 +                         | 6                                              | 6                | -                  | 1                                        | 1                | -                  | 4                                                    | 4                | -                  | -                       | -                | -                  | 1                                                                    | 1                | -                  |
| SIN ESPEC. (UNSP.)           | -                                              | -                | -                  | -                                        | -                | -                  | -                                                    | -                | -                  | -                       | -                | -                  | -                                                                    | -                | -                  |

FUENTE: DEPARTAMENTO DE SALUD, SAPEESI, DIVISIÓN DE ESTADÍSTICAS, SAN JUAN, PUERTO RICO.

SOURCE: DEPARTMENT OF HEALTH, ASPESIS, DIVISION OF STATISTICS, SAN JUAN, PUERTO RICO.



**Mortalidad  
Infantil**

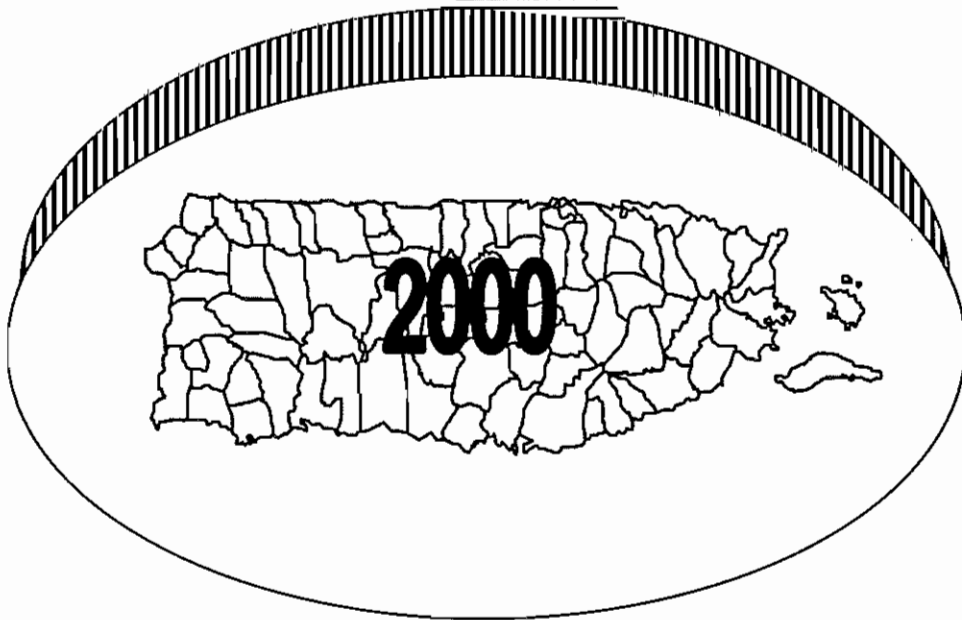




Tabla 56 - TASAS DE MORTALIDAD INFANTIL POR SEXO  
 Table 56 - INFANT MORTALITY RATE BY SEX  
 PUERTO RICO, 2000 - 1959

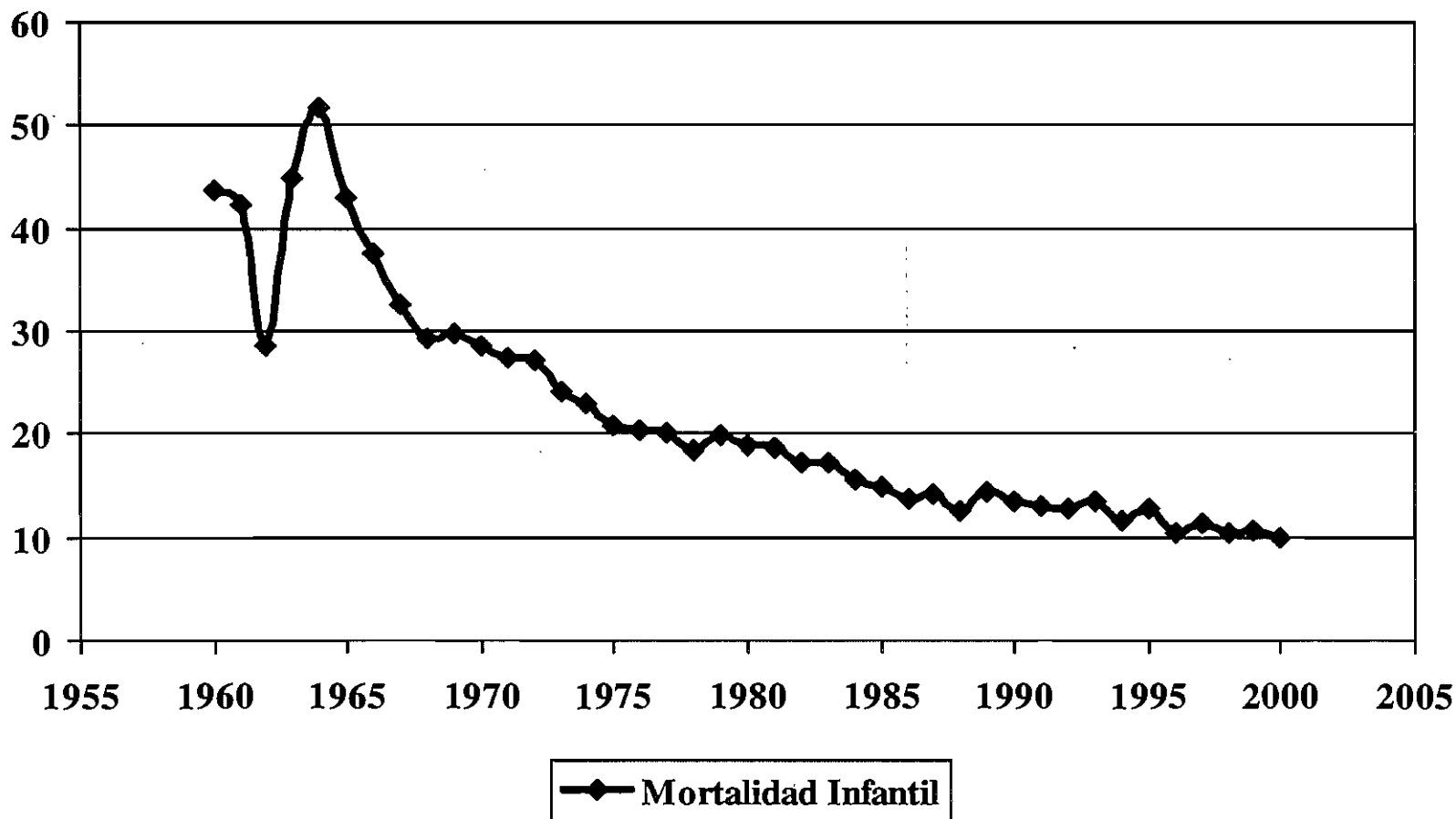
| AÑO<br>YEAR | TOTAL            |              | HOMBRES - MALES  |              | MUJERES - FEMALES |              |
|-------------|------------------|--------------|------------------|--------------|-------------------|--------------|
|             | NÚMERO<br>NUMBER | TASA<br>RATE | NÚMERO<br>NUMBER | TASA<br>RATE | NÚMERO<br>NUMBER  | TASA<br>RATE |
| 2000        | 589              | 9.9          | 328              | 10.7         | 261               | 9.0          |
| 1999        | 632              | 10.6         | 328              | 10.7         | 304               | 10.5         |
| 1998        | 637              | 10.5         | 357              | 11.5         | 280               | 9.5          |
| 1997        | 724              | 11.3         | 397              | 12.0         | 327               | 10.5         |
| 1996        | 665              | 10.5         | 349              | 10.7         | 316               | 10.3         |
| 1995        | 809              | 12.7         | 478              | 14.6         | 330               | 10.7         |
| 1994        | 738              | 11.5         | 396              | 11.9         | 341               | 11.0         |
| 1993        | 874              | 13.4         | 486              | 14.6         | 388               | 12.1         |
| 1992        | * 822            | 12.7         | 461              | 13.9         | 360               | 11.5         |
| 1991        | 841              | 13.0         | 477              | 14.4         | 364               | 11.6         |
| 1990        | 893              | 13.4         | 512              | 15.0         | 379               | 11.7         |
| 1989        | 952              | 14.3         | 545              | 16.0         | 407               | 12.5         |
| 1988        | * 810            | 12.6         | 461              | 14.0         | 347               | 11.2         |
| 1987        | * 916            | 14.2         | 516              | 15.7         | 397               | 12.6         |
| 1986        | 873              | 13.7         | 479              | 14.6         | 394               | 12.8         |
| 1985        | 947              | 14.9         | 517              | 15.9         | 429               | 13.8         |
| 1984        | 991              | 15.7         | 540              | 16.6         | 451               | 14.6         |
| 1983        | 1140             | 17.3         | 670              | 19.8         | 470               | 14.8         |
| 1982        | * 1193           | 17.2         | 663              | 18.6         | 528               | 15.7         |
| 1981        | 1325             | 18.6         | 768              | 21.2         | 557               | 15.9         |
| 1980        | 1386             | 19.0         | 818              | 21.8         | 568               | 16.0         |
| 1979        | 1469             | 19.9         | 847              | 22.4         | 622               | 17.2         |
| 1978        | 1390             | 18.5         | 787              | 20.5         | 603               | 16.4         |
| 1977        | 1507             | 20.1         | 873              | 22.6         | 634               | 17.4         |
| 1976        | 1472             | 20.2         | 847              | 22.8         | 625               | 17.5         |
| 1975        | 1455             | 20.9         | 851              | 23.7         | 604               | 17.9         |
| 1974        | 1609             | 23.0         | 860              | 24.0         | 749               | 21.9         |
| 1973        | 1667             | 24.2         | 934              | 25.9         | 733               | 21.8         |
| 1972        | 1866             | 27.1         | 1071             | 36.6         | 795               | 23.6         |
| 1971        | 1957             | 27.5         | 1111             | 30.5         | 846               | 24.4         |
| 1970        | 1930             | 28.6         | 1137             | 32.6         | 793               | 23.9         |
| 1969        | * 2005           | 29.7         | 1129             | 32.7         | 875               | 26.5         |
| 1968        | * 1986           | 29.2         | 1177             | 33.6         | 806               | 24.4         |
| 1967        | 2317             | 32.8         | 1330             | 36.8         | 987               | 28.5         |
| 1966        | * 2849           | 37.6         | 1656             | 37.6         | 1192              | 32.2         |
| 1965        | 3421             | 43.0         | 1971             | 48.6         | 1450              | 37.1         |
| 1964        | 4074             | 51.7         | 2374             | 58.8         | 1700              | 44.2         |
| 1963        | * 3467           | 44.8         | 2010             | 50.8         | 1456              | 38.5         |
| 1962        | 3192             | 41.6         | 1837             | 46.8         | 1355              | 36.2         |
| 1961        | 3123             | 41.3         | 1758             | 45.5         | 1365              | 37.0         |
| 1960        | 3325             | 43.7         | 1882             | 48.3         | 1443              | 38.9         |
| 1959        | 3602             | 48.1         | 2062             | 53.6         | 1540              | 42.2         |

\* TOTAL INCLUYE CASOS CON SEXO NO ESPECIFICADO - TOTAL INCLUDES UNSPECIFIED SEX

FUENTE: DEPARTAMENTO DE SALUD, SAPEESI, DIVISIÓN DE ESTADÍSTICAS, SAN JUAN, PUERTO RICO.

SOURCE: DEPARTMENT OF HEALTH, ASPESIS, DIVISION OF STATISTICS, SAN JUAN, PUERTO RICO.

**Gráfica 13 - TASA\* DE MORTALIDAD INFANTIL POR AÑOS**  
**Chart 13 – INFANT DEATH RATE BY YEARS**  
**PUERTO RICO, 1960 - 2000**



\* TASAS POR 1,000 NACIDOS VIVOS, RATES PER 1,000 LIVE BIRTHS  
 FUENTE: DEPARTAMENTO DE SALUD, SAPEESI, DIVISI3N DE ESTADÍSTICAS, SAN JUAN, PUERTO RICO  
 SOURCE: DEPARTMENT OF HEALTH, ASPESIS, DIVISION OF STATISTICS, SAN JUAN, PUERTO RICO



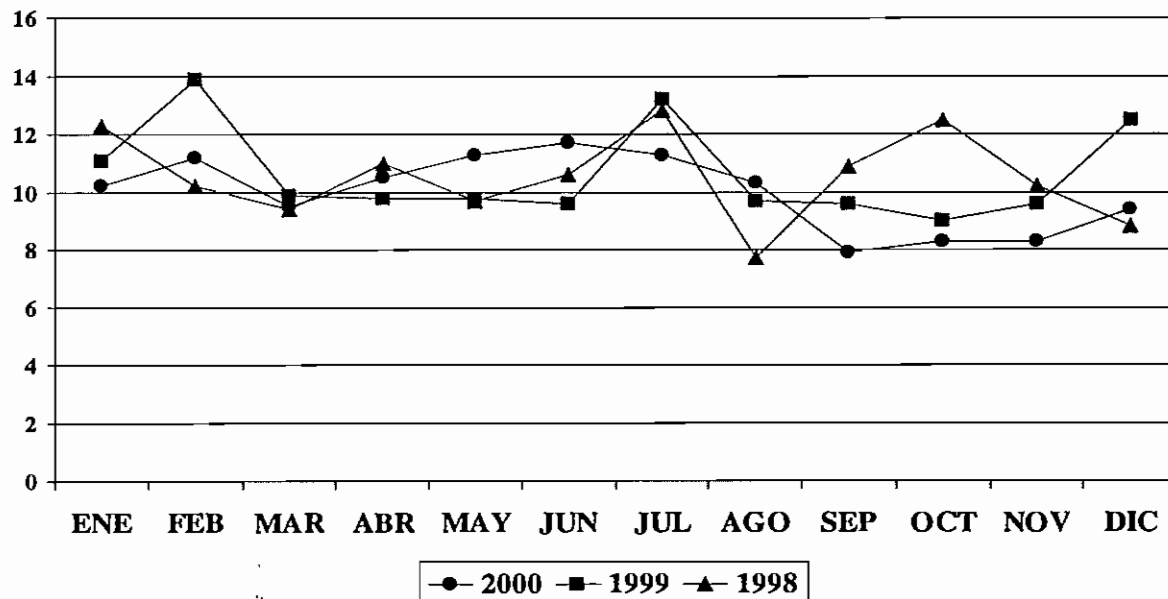
Tabla 57 - TASAS DE MORTALIDAD INFANTIL POR MES DE OCURRENCIA  
 Table 57 - INFANT MORTALITY RATES BY MONTH OF OCCURRENCE  
 PUERTO RICO, 2000

| MESES<br>MONTHS        | 2000             |              | 1999             |              | 1998             |              |
|------------------------|------------------|--------------|------------------|--------------|------------------|--------------|
|                        | NÚMERO<br>NUMBER | TASA<br>RATE | NÚMERO<br>NUMBER | TASA<br>RATE | NÚMERO<br>NUMBER | TASA<br>RATE |
| <b>TOTAL</b>           | <b>589</b>       | <b>9.9</b>   | <b>632</b>       | <b>10.6</b>  | <b>637</b>       | <b>10.5</b>  |
| ENERO - JANUARY        | 51               | 10.2         | 54               | 11.1         | 65               | 12.3         |
| FEBRERO - FEBRUARY     | 50               | 11.2         | 59               | 13.9         | 48               | 10.2         |
| MARZO - MARCH          | 46               | 9.5          | 47               | 9.9          | 47               | 9.4          |
| ABRIL - APRIL          | 45               | 10.5         | 43               | 9.8          | 52               | 11           |
| MAYO - MAY             | 52               | 11.3         | 42               | 9.8          | 45               | 9.7          |
| JUNIO - JUNE           | 53               | 11.7         | 45               | 9.6          | 50               | 10.6         |
| JULIO - JULY           | 53               | 11.3         | 63               | 13.2         | 62               | 12.8         |
| AGOSTO - AUGUST        | 54               | 10.3         | 51               | 9.7          | 41               | 7.7          |
| SEPTIEMBRE - SEPTEMBER | 44               | 7.9          | 56               | 9.6          | 59               | 10.9         |
| OCTUBRE - OCTOBER      | 46               | 8.3          | 50               | 9            | 69               | 12.5         |
| NOVIEMBRE - NOVEMBER   | 45               | 8.3          | 52               | 9.6          | 52               | 10.2         |
| DICIEMBRE - DECEMBER   | 50               | 9.4          | 70               | 12.5         | 47               | 8.8          |

FUENTE: DEPARTAMENTO DE SALUD, SAPEESI, DIVISIÓN DE ESTADÍSTICAS, SAN JUAN, PR.

SOURCE: DEPARTMENT OF HEALTH, ASPESES, DIVISION OF STATISTICS, SAN JUAN, PR.

Gráfica 14 - TASAS DE MORTALIDAD INFANTIL POR MES DE OCURRENCIA  
 Chart 14 - INFANT MORTALITY RATES BY MONTH OF OCCURRENCE  
 PUERTO RICO, 1998, 1999 y 2000



FUENTE: DEPARTAMENTO DE SALUD, SAPEESI, DIVISIÓN DE ESTADÍSTICAS, SAN JUAN, PR.  
 SOURCE: DEPARTMENT OF HEALTH, ASPESES, DIVISION OF STATISTICS, SAN JUAN, PR.

Tabla 58 - PRIMERAS DIEZ CAUSAS DE MORTALIDAD INFANTIL  
 Table 58 - FIRST TEN LEADING CAUSES OF INFANT MORTALITY  
 PUERTO RICO, 2000

| CAUSAS DE MUERTE<br>CAUSES OF DEATH                                                                                                                                                                 | NUMERO<br>NUMBER | POR CIENTO<br>PERCENT | TASAS 1/<br>RATES |
|-----------------------------------------------------------------------------------------------------------------------------------------------------------------------------------------------------|------------------|-----------------------|-------------------|
| <b>TODAS LAS CAUSAS</b><br><b>ALL CAUSES</b>                                                                                                                                                        | <b>589</b>       | <b>100.0</b>          | <b>990.6</b>      |
| DESÓRDENES RELACIONADOS CON GESTACIÓN CORTA Y MALNUTRICIÓN<br>DISORDER RELATED TO LENGTH OF GESTATION AND FETAL MALNUTRITION                                                                        | 105              | 17.8                  | 176.6             |
| MALFORMACIONES CONGÉNITAS, DEFORMIDADES Y ANOMALÍAS CROMOSÓMICAS<br>CONGENITAL MALFORMATIONS, DEFORMATIONS AND CHROMOSOMAL ABNORMALITIES                                                            | 96               | 16.3                  | 161.5             |
| SEPSIS BACTERIANA DEL RECIÉN NACIDO<br>BACTERIAL SEPSIS OF NEWBORN                                                                                                                                  | 77               | 13.1                  | 129.5             |
| OTROS TRASTORNOS RESPIRATORIOS ORIGINADOS EN EL PERÍODO PERINATAL<br>OTHER RESPIRATORY CONDITIONS ORIGINATING IN THE PERINATAL PERIOD                                                               | 66               | 11.2                  | 111.0             |
| DIFICULTAD RESPIRATORIA DEL RECIÉN NACIDO<br>RESPIRATORY DISTRESS OF NEWBORN                                                                                                                        | 43               | 7.3                   | 72.3              |
| OTRAS CONDICIONES PERINATALES<br>OTHER PERINATAL CONDITION                                                                                                                                          | 41               | 7.0                   | 69.0              |
| ENFERMEDADES DEL SISTEMA CIRCULATORIO<br>DISEASES OF THE CIRCULATORY SYSTEM                                                                                                                         | 14               | 2.4                   | 23.5              |
| ENFERMEDADES INFECCIOSAS Y PARASITARIAS<br>INFECTIOUS AND PARASITIC DISEASES                                                                                                                        | 14               | 2.4                   | 23.5              |
| CAUSAS EXTERNAS DE MORTALIDAD<br>EXTERNAL CAUSES OF MORTALITY                                                                                                                                       | 13               | 2.2                   | 21.9              |
| RECIÉN NACIDO AFECTADO POR FACTORES MATERNAS Y POR COMPLICACIONES DEL EMBARAZO, PARTO Y ALUMBRAMIENTO<br>NEWBORN AFFECTED BY MATERNAL FACTORS AND BY COMPLICATIONS OF PREGNANCY, LABOR AND DELIVERY | 13               | 2.2                   | 21.9              |
| OTRAS CAUSAS<br>OTHER CAUSES                                                                                                                                                                        | 107              | 18.2                  | 180.0             |

1/ TASA POR 100,000 NACIDOS VIVOS

FUENTE: DEPARTAMENTO DE SALUD, SAPEESI, DIVISIÓN DE ESTADÍSTICAS, SAN JUAN, PUERTO RICO.

SOURCE: DEPARTMENT OF HEALTH, ASPESIS, DIVISION OF STATISTICS, SAN JUAN, PUERTO RICO.

Tabla 59 - PRIMERAS DIEZ CAUSAS DE MORTALIDAD NEONATAL  
 Table 59 - FIRST TEN LEADING CAUSES OF NEONATAL MORTALITY  
 PUERTO RICO, 2000

| CAUSAS DE MUERTE<br>CAUSES OF DEATH                                                                                                                                                                 | NUMERO<br>NUMBER | POR CIENTO<br>PERCENT | TASAS 1/<br>RATES |
|-----------------------------------------------------------------------------------------------------------------------------------------------------------------------------------------------------|------------------|-----------------------|-------------------|
| <b>TODAS LAS CAUSAS</b><br><b>ALL CAUSES</b>                                                                                                                                                        | <b>448</b>       | <b>100.0</b>          | <b>753.4</b>      |
| DESÓRDENES RELACIONADOS CON GESTACIÓN CORTA Y MALNUTRICIÓN<br>DISORDER RELATED TO LENGTH OF GESTATION AND FETAL MALNUTRITION                                                                        | 104              | 23.2                  | 174.9             |
| SEPSIS BACTERIANA DEL RECIÉN NACIDO<br>BACTERIAL SEPSIS OF NEWBORN                                                                                                                                  | 74               | 16.5                  | 124.5             |
| MALFORMACIONES CONGÉNITAS, DEFORMIDADES Y ANOMALÍAS CROMOSÓMICAS<br>CONGENITAL MALFORMATIONS, DEFORMATIONS AND CHROMOSOMAL ABNORMALITIES                                                            | 68               | 15.2                  | 114.4             |
| OTROS TRASTORNOS RESPIRATORIOS ORIGINADOS EN EL PERÍODO PERINATAL<br>OTHER RESPIRATORY CONDITIONS ORIGINATING IN THE PERINATAL PERIOD                                                               | 64               | 14.3                  | 107.6             |
| DIFICULTAD RESPIRATORIA DEL RECIÉN NACIDO<br>RESPIRATORY DISTRESS OF NEWBORN                                                                                                                        | 43               | 9.6                   | 72.3              |
| OTRAS CONDICIONES PERINATALES<br>OTHER PERINATAL CONDITION                                                                                                                                          | 41               | 9.2                   | 69.0              |
| RECIÉN NACIDO AFECTADO POR FACTORES MATERNAS Y POR COMPLICACIONES DEL EMBARAZO, PARTO Y ALUMBRAMIENTO<br>NEWBORN AFFECTED BY MATERNAL FACTORS AND BY COMPLICATIONS OF PREGNANCY, LABOR AND DELIVERY | 13               | 2.9                   | 21.9              |
| DESÓRDENES HEMORRÁGICOS Y HEMATOLÓGICOS DEL RECIÉN NACIDO<br>HEMORRHAGIC AND HEMATOLOGICAL DISORDERS OF NEWBORN                                                                                     | 12               | 2.7                   | 20.2              |
| HIPOXIA INTRAUTERINA Y ASFIXIA EN EL NACIMIENTO<br>INTRAUTERINE HYPOXIA AND BIRTH ASPHYXIA                                                                                                          | 10               | 2.2                   | 16.8              |
| CAUSAS EXTERNAS DE MORTALIDAD<br>EXTERNAL CAUSES OF MORTALITY                                                                                                                                       | 4                | 0.9                   | 6.7               |
| OTRAS CAUSAS<br>OTHER CAUSES                                                                                                                                                                        | 15               | 3.3                   | 25.2              |

Nota: En un caso se conoce la causa de muerte pero no la edad. Por ello la suma de la mortalidad neonatal y posneonatal no coincide con la mortalidad infantil

1/ TASA POR 100,000 NACIDOS VIVOS

FUENTE: DEPARTAMENTO DE SALUD, SAPEESI, DIVISIÓN DE ESTADÍSTICAS, SAN JUAN, PUERTO RICO.

SOURCE: DEPARTMENT OF HEALTH, ASPESES, DIVISION OF STATISTICS, SAN JUAN, PUERTO RICO.

Tabla 60 - PRIMERAS DIEZ CAUSAS DE MORTALIDAD POSTNEONATAL  
 Table 60 - FIRST TEN LEADING CAUSES OF POSNEONATAL MORTALITY  
 PUERTO RICO, 2000

| CAUSAS DE MUERTE<br>CAUSES OF DEATH                                                                                                      | NUMERO<br>NUMBER | POR CIENTO<br>PERCENT | TASAS 1/<br>RATES |
|------------------------------------------------------------------------------------------------------------------------------------------|------------------|-----------------------|-------------------|
| TODAS LAS CAUSAS<br>ALL CAUSES                                                                                                           | 140              | 100.0                 | 235.5             |
| MALFORMACIONES CONGÉNITAS, DEFORMIDADES Y ANOMALÍAS CROMOSÓMICAS<br>CONGENITAL MALFORMATIONS, DEFORMATIONS AND CHROMOSOMAL ABNORMALITIES | 28               | 20.0                  | 47.1              |
| ENFERMEDADES INFECCIOSAS Y PARASITARIAS<br>INFECTIIVOS AND PARASITIC DISEASES                                                            | 14               | 10.0                  | 23.5              |
| SEPTICEMIA<br>SEPTICEMIA                                                                                                                 | 13               | 9.3                   | 21.9              |
| OTROS Y SIN ESPECIFICAR PROBLEMAS RESPIRATORIOS<br>OTHER AND UNSPECIFIED DISEASES OF RESPIRATORY SYSTEM                                  | 12               | 8.6                   | 20.2              |
| ENFERMEDADES DEL SISTEMA CIRCULATORIO<br>DISEASES OF THE CIRCULATORY SYSTEM                                                              | 12               | 8.6                   | 20.2              |
| ENFERMEDADES DEL SISTEMA DIGESTIVO<br>DISEASES OF THE DIGESTIVE SYSTEM                                                                   | 10               | 7.1                   | 16.8              |
| INFLUENZA Y NEUMONÍA<br>INFLUENZA AND PNEUMONÍA                                                                                          | 10               | 7.1                   | 16.8              |
| CAUSAS EXTERNAS DE MORTALIDAD<br>EXTERNAL CAUSES OF MORTALITY                                                                            | 9                | 6.4                   | 15.1              |
| ENFERMEDADES DEL SISTEMA NERVIOSO<br>DISEASES OF THE NERVOUS SYSTEM                                                                      | 7                | 5.0                   | 11.8              |
| ENFERMEDADES DEL SISTEMA GENITOURINARIO<br>DISEASES OF THE GENITOURINARY SYSTEM                                                          | 4                | 2.9                   | 6.7               |
| OTRAS CAUSAS<br>OTHER CAUSES                                                                                                             | 21               | 15.0                  | 35.3              |

Nota: En un caso se conoce la causa de muerte pero no la edad. Por ello la suma de la mortalidad neonatal y posneonatal no coincide con la mortalidad infantil  
 1/ TASA POR 100,000 NACIDOS VIVOS

FUENTE: DEPARTAMENTO DE SALUD, SAPEESI, DIVISIÓN DE ESTADÍSTICAS, SAN JUAN, PUERTO RICO.

SOURCE: DEPARTMENT OF HEALTH, ASPESIS, DIVISION OF STATISTICS, SAN JUAN, PUERTO RICO.

Tabla 61 - MORTALIDAD NEONATAL POR CAUSAS, SEXO Y SUBDIVISIÓN  
 Table 61 - NEONATAL MORTALITY BY CAUSES, SEX AND SUBDIVISION  
 PUERTO RICO, 2000

Pag. 1 de 6

| CAUSAS<br>CAUSES                                                                                                                                                                                           | TOTAL |                  |                    | 1 MIN |                  |                    | 2 - 15 MIN |                  |                    |
|------------------------------------------------------------------------------------------------------------------------------------------------------------------------------------------------------------|-------|------------------|--------------------|-------|------------------|--------------------|------------|------------------|--------------------|
|                                                                                                                                                                                                            | TOTAL | HOMBRES<br>MALES | MUJERES<br>FEMALES | TOTAL | HOMBRES<br>MALES | MUJERES<br>FEMALES | TOTAL      | HOMBRES<br>MALES | MUJERES<br>FEMALES |
| TODAS LAS CAUSAS<br>ALL CAUSES                                                                                                                                                                             | 448   | 262              | 186                | 9     | 5                | 4                  | 23         | 13               | 10                 |
| DESÓRDENES RELACIONADOS CON GESTACIÓN CORTA Y<br>MALNUTRICIÓN<br>DISORDER RELATED TO LENGTH OF GESTATION AND FETAL<br>MALNUTRITION                                                                         | 104   | 55               | 49                 | 2     | 1                | 1                  | 9          | 4                | 5                  |
| SEPSIS BACTERIANA DEL RECIÉN NACIDO<br>BACTERIAL SEPSIS OF NEWBORN                                                                                                                                         | 74    | 49               | 25                 | 0     | 0                | 0                  | 1          | 1                | 0                  |
| MALFORMACIONES CONGÉNITAS, DEFORMIDADES Y<br>ANOMALÍAS CROMOSÓMICAS<br>CONGENITAL MALFORMATIONS, DEFORMATIONS AND<br>CHROMOSOMAL ABNORMALITIES                                                             | 68    | 39               | 29                 | 1     | 1                | 0                  | 5          | 3                | 2                  |
| OTROS TRASTORNOS RESPIRATORIOS ORIGINADOS EN EL<br>PERÍODO PERINATAL<br>OTHER RESPIRATORY CONDITIONS ORIGINATING IN THE<br>PERINATAL PERIOD                                                                | 64    | 37               | 27                 | 0     | 0                | 0                  | 0          | 0                | 0                  |
| DIFICULTAD RESPIRATORIA DEL RECIÉN NACIDO<br>RESPIRATORY DISTRESS OF NEWBORN                                                                                                                               | 43    | 20               | 23                 | 0     | 0                | 0                  | 0          | 0                | 0                  |
| OTRAS CONDICIONES PERINATALES<br>OTHER PERINATAL CONDITION                                                                                                                                                 | 41    | 25               | 16                 | 3     | 1                | 2                  | 3          | 2                | 1                  |
| RECIÉN NACIDO AFECTADO POR FACTORES MATEERNAS Y POR<br>COMPLICACIONES DEL EMBARAZO, PARTO Y ALUMBRAMIENTO<br>NEWBORN AFFECTED BY MATERNAL FACTORS AND BY<br>COMPLICATIONS OF PREGNANCY, LABOR AND DELIVERY | 13    | 9                | 4                  | 2     | 2                | 0                  | 4          | 2                | 2                  |
| DESÓRDENES HEMORRÁGICOS Y HEMATOLÓGICOS DEL RECIÉN<br>NACIDO<br>HEMORRHAGIC AND HEMATOLOGICAL DISORDERS OF NEWBORN                                                                                         | 12    | 8                | 4                  | 1     | 0                | 1                  | 0          | 0                | 0                  |
| HIPOXIA INTRAUTERINA Y ASFIXIA EN EL NACIMIENTO<br>INTRAUTERINE HYPOXIA AND BIRTH ASPHYXIA                                                                                                                 | 10    | 9                | 1                  | 0     | 0                | 0                  | 0          | 0                | 0                  |
| CAUSAS EXTERNAS DE MORTALIDAD<br>EXTERNAL CAUSES OF MORTALITY                                                                                                                                              | 4     | 4                | 0                  | 0     | 0                | 0                  | 0          | 0                | 0                  |
| OTRAS CAUSAS<br>OTHER CAUSES                                                                                                                                                                               | 15    | 7                | 8                  | 0     | 0                | 0                  | 1          | 1                | 0                  |

Tabla 61 - MORTALIDAD NEONATAL POR CAUSAS, SEXO Y SUBDIVISIÓN  
 Table 61 - NEONATAL MORTALITY BY CAUSES, SEX AND SUBDIVISION  
 PUERTO RICO, 2000

Pag. 2 de 6

| CAUSAS<br>CAUSES                                                                                                                                                                                          | 16 - 30 MIN |                  |                    | 31 - 45 MIN |                  |                    | 46 - 59 MIN |                  |                    |
|-----------------------------------------------------------------------------------------------------------------------------------------------------------------------------------------------------------|-------------|------------------|--------------------|-------------|------------------|--------------------|-------------|------------------|--------------------|
|                                                                                                                                                                                                           | TOTAL       | HOMBRES<br>MALES | MUJERES<br>FEMALES | TOTAL       | HOMBRES<br>MALES | MUJERES<br>FEMALES | TOTAL       | HOMBRES<br>MALES | MUJERES<br>FEMALES |
| TODAS LAS CAUSAS<br>ALL CAUSES                                                                                                                                                                            | 7           | 4                | 3                  | 5           | 4                | 1                  | 4           | 4                | 0                  |
| DESÓRDENES RELACIONADOS CON GESTACIÓN CORTA Y<br>MALNUTRICIÓN<br>DISORDER RELATED TO LENGTH OF GESTATION AND FETAL<br>MALNUTRITION                                                                        | 2           | 0                | 2                  | 3           | 3                | 0                  | 2           | 2                | 0                  |
| SEPSIS BACTERIANA DEL RECIÉN NACIDO<br>BACTERIAL SEPSIS OF NEWBORN                                                                                                                                        | 0           | 0                | 0                  | 0           | 0                | 0                  | 0           | 0                | 0                  |
| MALFORMACIONES CONGÉNITAS, DEFORMIDADES Y<br>ANOMALÍAS CROMOSÓMICAS<br>CONGENITAL MALFORMATIONS, DEFORMATIONS AND<br>CHROMOSOMAL ABNORMALITIES                                                            | 0           | 0                | 0                  | 0           | 0                | 0                  | 0           | 0                | 0                  |
| OTROS TRASTORNOS RESPIRATORIOS ORIGINADOS EN EL<br>PERÍODO PERINATAL<br>OTHER RESPIRATORY CONDITIONS ORIGINATING IN THE<br>PERINATAL PERIOD                                                               | 0           | 0                | 0                  | 1           | 1                | 0                  | 0           | 0                | 0                  |
| DIFICULTAD RESPIRATORIA DEL RECIÉN NACIDO<br>RESPIRATORY DISTRESS OF NEWBORN                                                                                                                              | 0           | 0                | 0                  | 0           | 0                | 0                  | 0           | 0                | 0                  |
| OTRAS CONDICIONES PERINATALES<br>OTHER PERINATAL CONDITION                                                                                                                                                | 0           | 0                | 0                  | 0           | 0                | 0                  | 1           | 1                | 0                  |
| RECIÉN NACIDO AFECTADO POR FACTORES MATERNAS Y POR<br>COMPLICACIONES DEL EMBARAZO, PARTO Y ALUMBRAMIENTO<br>NEWBORN AFFECTED BY MATERNAL FACTORS AND BY<br>COMPLICATIONS OF PREGNANCY, LABOR AND DELIVERY | 3           | 2                | 1                  | 0           | 0                | 0                  | 0           | 0                | 0                  |
| DESÓRDENES HEMORRÁGICOS Y HEMATOLÓGICOS DEL RECIÉN<br>NACIDO<br>HEMORRHAGIC AND HEMATOLOGICAL DISORDERS OF NEWBORN                                                                                        | 0           | 0                | 0                  | 0           | 0                | 0                  | 0           | 0                | 0                  |
| HIPOXIA INTRAUTERINA Y ASFIXIA EN EL NACIMIENTO<br>INTRAUTERINE HYPOXIA AND BIRTH ASPHYXIA                                                                                                                | 2           | 2                | 0                  | 0           | 0                | 0                  | 1           | 1                | 0                  |
| CAUSAS EXTERNAS DE MORTALIDAD<br>EXTERNAL CAUSES OF MORTALITY                                                                                                                                             | 0           | 0                | 0                  | 0           | 0                | 0                  | 0           | 0                | 0                  |
| OTRAS CAUSAS<br>OTHER CAUSES                                                                                                                                                                              | 0           | 0                | 0                  | 1           | 0                | 1                  | 0           | 0                | 0                  |

Tabla 61 - MORTALIDAD NEONATAL POR CAUSAS, SEXO Y SUBDIVISIÓN  
 Table 61 - NEONATAL MORTALITY BY CAUSES, SEX AND SUBDIVISION  
 PUERTO RICO, 2000

Pag. 3 de 6

| CAUSAS<br>CAUSES                                                                                                                                                                                     | < 6 HRS   |                  |                    | 6 - 11 HRS |                  |                    | 12 - 17 HRS |                  |                    |
|------------------------------------------------------------------------------------------------------------------------------------------------------------------------------------------------------|-----------|------------------|--------------------|------------|------------------|--------------------|-------------|------------------|--------------------|
|                                                                                                                                                                                                      | TOTAL     | HOMBRES<br>MALES | MUJERES<br>FEMALES | TOTAL      | HOMBRES<br>MALES | MUJERES<br>FEMALES | TOTAL       | HOMBRES<br>MALES | MUJERES<br>FEMALES |
| <b>TODAS LAS CAUSAS</b><br><b>ALL CAUSES</b>                                                                                                                                                         | <b>44</b> | <b>24</b>        | <b>20</b>          | <b>21</b>  | <b>11</b>        | <b>10</b>          | <b>18</b>   | <b>11</b>        | <b>7</b>           |
| DESÓRDENES RELACIONADOS CON GESTACIÓN CORTA Y MALNUTRICIÓN<br>DISORDER RELATED TO LENGTH OF GESTATION AND FETAL MALNUTRITION                                                                         | 13        | 2                | 11                 | 5          | 3                | 2                  | 7           | 3                | 4                  |
| SEPSIS BACTERIANA DEL RECIÉN NACIDO<br>BACTERIAL SEPSIS OF NEWBORN                                                                                                                                   | 1         | 1                | 0                  | 1          | 0                | 1                  | 2           | 2                | 0                  |
| MALFORMACIONES CONGÉNITAS, DEFORMIDADES Y ANOMALÍAS CROMOSÓMICAS<br>CONGENITAL MALFORMATIONS, DEFORMATIONS AND CHROMOSOMAL ABNORMALITIES                                                             | 11        | 8                | 3                  | 4          | 2                | 2                  | 1           | 1                | 0                  |
| OTROS TRASTORNOS RESPIRATORIOS ORIGINADOS EN EL PERÍODO PERINATAL<br>OTHER RESPIRATORY CONDITIONS ORIGINATING IN THE PERINATAL PERIOD                                                                | 7         | 4                | 3                  | 2          | 1                | 1                  | 2           | 2                | 0                  |
| DIFICULTAD RESPIRATORIA DEL RECIÉN NACIDO<br>RESPIRATORY DISTRESS OF NEWBORN                                                                                                                         | 5         | 4                | 1                  | 3          | 1                | 2                  | 2           | 1                | 1                  |
| OTRAS CONDICIONES PERINATALES<br>OTHER PERINATAL CONDITION                                                                                                                                           | 1         | 0                | 1                  | 4          | 3                | 1                  | 1           | 1                | 0                  |
| RECIÉN NACIDO AFECTADO POR FACTORES MATEERNAS Y POR COMPLICACIONES DEL EMBARAZO, PARTO Y ALUMBRAMIENTO<br>NEWBORN AFFECTED BY MATERNAL FACTORS AND BY COMPLICATIONS OF PREGNANCY, LABOR AND DELIVERY | 0         | 0                | 0                  | 1          | 1                | 0                  | 2           | 1                | 1                  |
| DESÓRDENES HEMORRÁGICOS Y HEMATOLÓGICOS DEL RECIÉN NACIDO<br>HEMORRHAGIC AND HEMATOLOGICAL DISORDERS OF NEWBORN                                                                                      | 1         | 1                | 0                  | 0          | 0                | 0                  | 0           | 0                | 0                  |
| HIPOXIA INTRAUTERINA Y ASFIXIA EN EL NACIMIENTO<br>INTRAUTERINE HYPOXIA AND BIRTH ASPHYXIA                                                                                                           | 3         | 3                | 0                  | 0          | 0                | 0                  | 1           | 0                | 1                  |
| CAUSAS EXTERNAS DE MORTALIDAD<br>EXTERNAL CAUSES OF MORTALITY                                                                                                                                        | 1         | 1                | 0                  | 0          | 0                | 0                  | 0           | 0                | 0                  |
| OTRAS CAUSAS<br>OTHER CAUSES                                                                                                                                                                         | 1         | 0                | 1                  | 1          | 0                | 1                  | 0           | 0                | 0                  |

Tabla 61 - MORTALIDAD NEONATAL POR CAUSAS, SEXO Y SUBDIVISIÓN  
 Table 61 - NEONATAL MORTALITY BY CAUSES, SEX AND SUBDIVISION  
 PUERTO RICO, 2000

Pag. 4 de 6

| CAUSAS<br>CAUSES                                                                                                                                                                                          | 18 - 23 HRS |                  |                    | 1 DIA - 1 DAY |                  |                    | 2 DIAS - 2 DAYS |                  |                    |
|-----------------------------------------------------------------------------------------------------------------------------------------------------------------------------------------------------------|-------------|------------------|--------------------|---------------|------------------|--------------------|-----------------|------------------|--------------------|
|                                                                                                                                                                                                           | TOTAL       | HOMBRES<br>MALES | MUJERES<br>FEMALES | TOTAL         | HOMBRES<br>MALES | MUJERES<br>FEMALES | TOTAL           | HOMBRES<br>MALES | MUJERES<br>FEMALES |
| TODAS LAS CAUSAS<br>ALL CAUSES                                                                                                                                                                            | 7           | 4                | 3                  | 33            | 16               | 17                 | 50              | 31               | 19                 |
| DESÓRDENES RELACIONADOS CON GESTACIÓN CORTA Y<br>MALNUTRICIÓN<br>DISORDER RELATED TO LENGTH OF GESTATION AND FETAL<br>MALNUTRITION                                                                        | 0           | 0                | 0                  | 10            | 6                | 4                  | 13              | 8                | 5                  |
| SEPSIS BACTERIANA DEL RECIÉN NACIDO<br>BACTERIAL SEPSIS OF NEWBORN                                                                                                                                        | 1           | 1                | 0                  | 6             | 3                | 3                  | 6               | 6                | 0                  |
| MALFORMACIONES CONGÉNITAS, DEFORMIDADES Y<br>ANOMALÍAS CROMOSÓMICAS<br>CONGENITAL MALFORMATIONS, DEFORMATIONS AND<br>CHROMOSOMAL ABNORMALITIES                                                            | 4           | 3                | 1                  | 6             | 4                | 2                  | 8               | 2                | 6                  |
| OTROS TRASTORNOS RESPIRATORIOS ORIGINADOS EN EL<br>PERÍODO PERINATAL<br>OTHER RESPIRATORY CONDITIONS ORIGINATING IN THE<br>PERINATAL PERIOD                                                               | 2           | 0                | 2                  | 4             | 1                | 3                  | 11              | 8                | 3                  |
| DIFICULTAD RESPIRATORIA DEL RECIÉN NACIDO<br>RESPIRATORY DISTRESS OF NEWBORN                                                                                                                              | 0           | 0                | 0                  | 5             | 1                | 4                  | 5               | 3                | 2                  |
| OTRAS CONDICIONES PERINATALES<br>OTHER PERINATAL CONDITION                                                                                                                                                | 0           | 0                | 0                  | 1             | 0                | 1                  | 5               | 2                | 3                  |
| RECIÉN NACIDO AFECTADO POR FACTORES MATERNAS Y POR<br>COMPLICACIONES DEL EMBARAZO, PARTO Y ALUMBRAMIENTO<br>NEWBORN AFFECTED BY MATERNAL FACTORS AND BY<br>COMPLICATIONS OF PREGNANCY, LABOR AND DELIVERY | 0           | 0                | 0                  | 1             | 1                | 0                  | 0               | 0                | 0                  |
| DESÓRDENES HEMORRÁGICOS Y HEMATOLÓGICOS DEL RECIÉN<br>NACIDO<br>HEMORRHAGIC AND HEMATOLOGICAL DISORDERS OF NEWBORN                                                                                        | 0           | 0                | 0                  | 0             | 0                | 0                  | 0               | 0                | 0                  |
| HIPOXIA INTRAUTERINA Y ASFIXIA EN EL NACIMIENTO<br>INTRAUTERINE HYPOXIA AND BIRTH ASPHYXIA                                                                                                                | 0           | 0                | 0                  | 0             | 0                | 0                  | 2               | 2                | 0                  |
| CAUSAS EXTERNAS DE MORTALIDAD<br>EXTERNAL CAUSES OF MORTALITY                                                                                                                                             | 0           | 0                | 0                  | 0             | 0                | 0                  | 0               | 0                | 0                  |
| OTRAS CAUSAS<br>OTHER CAUSES                                                                                                                                                                              | 0           | 0                | 0                  | 0             | 0                | 0                  | 0               | 0                | 0                  |



Tabla 61 - MORTALIDAD NEONATAL POR CAUSAS, SEXO Y SUBDIVISIÓN  
 Table 61 - NEONATAL MORTALITY BY CAUSES, SEX AND SUBDIVISION  
 PUERTO RICO, 2000

Pag. 5 de 6

| CAUSAS<br>CAUSES                                                                                                                                                                                     | 3 DIAS - 3 DAYS |                  |                    | 4 DIAS - 4 DAYS |                  |                    | 5 DIAS - 5 DAYS |                  |                    |
|------------------------------------------------------------------------------------------------------------------------------------------------------------------------------------------------------|-----------------|------------------|--------------------|-----------------|------------------|--------------------|-----------------|------------------|--------------------|
|                                                                                                                                                                                                      | TOTAL           | HOMBRES<br>MALES | MUJERES<br>FEMALES | TOTAL           | HOMBRES<br>MALES | MUJERES<br>FEMALES | TOTAL           | HOMBRES<br>MALES | MUJERES<br>FEMALES |
| <b>TODAS LAS CAUSAS<br/>ALL CAUSES</b>                                                                                                                                                               | <b>39</b>       | <b>21</b>        | <b>18</b>          | <b>21</b>       | <b>13</b>        | <b>8</b>           | <b>11</b>       | <b>6</b>         | <b>5</b>           |
| DESÓRDENES RELACIONADOS CON GESTACIÓN CORTA Y MALNUTRICIÓN<br>DISORDER RELATED TO LENGTH OF GESTATION AND FETAL MALNUTRITION                                                                         | 9               | 4                | 5                  | 1               | 1                | 0                  | 2               | 1                | 1                  |
| SEPSIS BACTERIANA DEL RECIÉN NACIDO<br>BACTERIAL SEPSIS OF NEWBORN                                                                                                                                   | 3               | 2                | 1                  | 7               | 5                | 2                  | 2               | 2                | 0                  |
| MALFORMACIONES CONGÉNITAS, DEFORMIDADES Y ANOMALÍAS CROMOSÓMICAS<br>CONGENITAL MALFORMATIONS, DEFORMATIONS AND CHROMOSOMAL ABNORMALITIES                                                             | 5               | 2                | 3                  | 3               | 2                | 1                  | 0               | 0                | 0                  |
| OTROS TRASTORNOS RESPIRATORIOS ORIGINADOS EN EL PERÍODO PERINATAL<br>OTHER RESPIRATORY CONDITIONS ORIGINATING IN THE PERINATAL PERIOD                                                                | 10              | 5                | 5                  | 3               | 2                | 1                  | 1               | 1                | 0                  |
| DIFICULTAD RESPIRATORIA DEL RECIÉN NACIDO<br>RESPIRATORY DISTRESS OF NEWBORN                                                                                                                         | 7               | 4                | 3                  | 4               | 2                | 2                  | 1               | 0                | 1                  |
| OTRAS CONDICIONES PERINATALES<br>OTHER PERINATAL CONDITION                                                                                                                                           | 3               | 2                | 1                  | 0               | 0                | 0                  | 3               | 1                | 2                  |
| RECIÉN NACIDO AFECTADO POR FACTORES MATEERNAS Y POR COMPLICACIONES DEL EMBARAZO, PARTO Y ALUMBRAMIENTO<br>NEWBORN AFFECTED BY MATERNAL FACTORS AND BY COMPLICATIONS OF PREGNANCY, LABOR AND DELIVERY | 0               | 0                | 0                  | 0               | 0                | 0                  | 0               | 0                | 0                  |
| DESÓRDENES HEMORRÁGICOS Y HEMATOLÓGICOS DEL RECIÉN NACIDO<br>HEMORRHAGIC AND HEMATOLOGICAL DISORDERS OF NEWBORN                                                                                      | 1               | 1                | 0                  | 1               | 1                | 0                  | 2               | 1                | 1                  |
| HIPOXIA INTRAUTERINA Y ASFIXIA EN EL NACIMIENTO<br>INTRAUTERINE HYPOXIA AND BIRTH ASPHYXIA                                                                                                           | 0               | 0                | 0                  | 0               | 0                | 0                  | 0               | 0                | 0                  |
| CAUSAS EXTERNAS DE MORTALIDAD<br>EXTERNAL CAUSES OF MORTALITY                                                                                                                                        | 0               | 0                | 0                  | 0               | 0                | 0                  | 0               | 0                | 0                  |
| OTRAS CAUSAS<br>OTHER CAUSES                                                                                                                                                                         | 1               | 1                | 0                  | 2               | 0                | 2                  | 0               | 0                | 0                  |

Tabla 61 - MORTALIDAD NEONATAL POR CAUSA, SEXO Y SUBDIVISIÓN  
 Table 61 - NEONATAL MORTALITY BY SEX, CAUSE AND SUBDIVISION  
 PUERTO RICO, 2000

Pag. 6 de 6

| CAUSAS<br>CAUSES                                                                                                                                                                                    | 6 DIAS - 6 DAYS |                  |                    | 7-13 DIAS - 7-13 DAYS |                  |                    | 14-20 DIAS - 14-20 DAYS |                  |                    | 21-27 DIAS - 21-27 DAYS |                  |                    |
|-----------------------------------------------------------------------------------------------------------------------------------------------------------------------------------------------------|-----------------|------------------|--------------------|-----------------------|------------------|--------------------|-------------------------|------------------|--------------------|-------------------------|------------------|--------------------|
|                                                                                                                                                                                                     | TOTAL           | HOMBRES<br>MALES | MUJERES<br>FEMALES | TOTAL                 | HOMBRES<br>MALES | MUJERES<br>FEMALES | TOTAL                   | HOMBRES<br>MALES | MUJERES<br>FEMALES | TOTAL                   | HOMBRES<br>MALES | MUJERES<br>FEMALES |
| <b>TODAS LAS CAUSAS</b><br><b>ALL CAUSES</b>                                                                                                                                                        | <b>12</b>       | <b>7</b>         | <b>5</b>           | <b>80</b>             | <b>48</b>        | <b>32</b>          | <b>37</b>               | <b>25</b>        | <b>12</b>          | <b>27</b>               | <b>15</b>        | <b>12</b>          |
| DESÓRDENES RELACIONADOS CON GESTACIÓN CORTA Y MALNUTRICIÓN<br>DISORDER RELATED TO LENGTH OF GESTATION AND FETAL MALNUTRITION                                                                        | 3               | 1                | 2                  | 11                    | 6                | 5                  | 8                       | 7                | 1                  | 4                       | 3                | 1                  |
| SEPSIS BACTERIANA DEL RECIÉN NACIDO<br>BACTERIAL SEPSIS OF NEWBORN                                                                                                                                  | 5               | 4                | 1                  | 22                    | 14               | 8                  | 8                       | 3                | 5                  | 9                       | 5                | 4                  |
| MALFORMACIONES CONGÉNITAS, DEFORMIDADES Y ANOMALÍAS CROMOSÓMICAS<br>CONGENITAL MALFORMATIONS, DEFORMATIONS AND CHROMOSOMAL ABNORMALITIES                                                            | 3               | 1                | 2                  | 10                    | 6                | 4                  | 4                       | 3                | 1                  | 3                       | 1                | 2                  |
| OTROS TRASTORNOS RESPIRATORIOS ORIGINADOS EN EL PERÍODO PERINATAL<br>OTHER RESPIRATORY CONDITIONS ORIGINATING IN THE PERINATAL PERIOD                                                               | 0               | 0                | 0                  | 12                    | 6                | 6                  | 5                       | 3                | 2                  | 4                       | 3                | 1                  |
| DIFICULTAD RESPIRATORIA DEL RECIÉN NACIDO<br>RESPIRATORY DISTRESS OF NEWBORN                                                                                                                        | 0               | 0                | 0                  | 9                     | 4                | 5                  | 2                       | 0                | 2                  | 0                       | 0                | 0                  |
| OTRAS CONDICIONES PERINATALES<br>OTHER PERINATAL CONDITION                                                                                                                                          | 1               | 1                | 0                  | 8                     | 7                | 1                  | 3                       | 2                | 1                  | 4                       | 2                | 2                  |
| RECIÉN NACIDO AFECTADO POR FACTORES MATERNAS Y POR COMPLICACIONES DEL EMBARAZO, PARTO Y ALUMBRAMIENTO<br>NEWBORN AFFECTED BY MATERNAL FACTORS AND BY COMPLICATIONS OF PREGNANCY, LABOR AND DELIVERY | 0               | 0                | 0                  | 0                     | 0                | 0                  | 0                       | 0                | 0                  | 0                       | 0                | 0                  |
| DESÓRDENES HEMORRÁGICOS Y HEMATOLÓGICOS DEL RECIÉN NACIDO<br>HEMORRHAGIC AND HEMATOLOGICAL DISORDERS OF NEWBORN                                                                                     | 0               | 0                | 0                  | 4                     | 2                | 2                  | 2                       | 2                | 0                  | 0                       | 0                | 0                  |
| HIPOXIA INTRAUTERINA Y ASFIXIA EN EL NACIMIENTO<br>INTRAUTERINE HYPOXIA AND BIRTH ASPHYXIA                                                                                                          | 0               | 0                | 0                  | 0                     | 0                | 0                  | 1                       | 1                | 0                  | 0                       | 0                | 0                  |
| CAUSAS EXTERNAS DE MORTALIDAD<br>EXTERNAL CAUSES OF MORTALITY                                                                                                                                       | 0               | 0                | 0                  | 1                     | 1                | 0                  | 2                       | 2                | 0                  | 0                       | 0                | 0                  |
| OTRAS CAUSAS<br>OTHER CAUSES                                                                                                                                                                        | 0               | 0                | 0                  | 3                     | 2                | 1                  | 2                       | 2                | 0                  | 3                       | 1                | 2                  |

FUENTE: DEPARTAMENTO DE SALUD, SAPEESI, DIVISIÓN DE ESTADÍSTICAS, SAN JUAN, PR.

SOURCE: DEPARTMENT OF HEALTH, ASPEESI, DIVISION OF STATISTICS, SAN JUAN, PR.

Tabla 62 - MORTALIDAD POST-NEONATAL POR CAUSAS, SEXO Y SUBDIVISIÓN  
 Table 62 - POST-NEONATAL MORTALITY BY CAUSES, SEX AND SUBDIVISION  
 PUERTO RICO, 2000

Pag. 1 de 3

| CAUSAS<br>CAUSES                                                                                                                         | TOTAL      |                  |                    | 28-30 DIAS - 28-30 DAYS |                  |                    | 31-59 DIAS - 31-59 DAYS |                  |                    |
|------------------------------------------------------------------------------------------------------------------------------------------|------------|------------------|--------------------|-------------------------|------------------|--------------------|-------------------------|------------------|--------------------|
|                                                                                                                                          | TOTAL      | HOMBRES<br>MALES | MUJERES<br>FEMALES | TOTAL                   | HOMBRES<br>MALES | MUJERES<br>FEMALES | TOTAL                   | HOMBRES<br>MALES | MUJERES<br>FEMALES |
| <b>TODAS LAS CAUSAS<br/>ALL CAUSES</b>                                                                                                   | <b>140</b> | <b>65</b>        | <b>75</b>          | <b>3</b>                | <b>2</b>         | <b>1</b>           | <b>52</b>               | <b>25</b>        | <b>27</b>          |
| MALFORMACIONES CONGÉNITAS, DEFORMIDADES Y ANÓMALÍAS CROMOSÓMICAS<br>CONGENITAL MALFORMATIONS, DEFORMATIONS AND CHROMOSOMAL ABNORMALITIES | 28         | 13               | 15                 | 0                       | 0                | 0                  | 6                       | 4                | 2                  |
| ENFERMEDADES INFECCIOSAS Y PARASITARIAS<br>INFECTIOUS AND PARASITIC DISEASES                                                             | 14         | 9                | 5                  | 0                       | 0                | 0                  | 9                       | 6                | 3                  |
| SEPTICEMIA<br>SEPTICEMIA                                                                                                                 | 13         | 6                | 7                  | 0                       | 0                | 0                  | 6                       | 1                | 5                  |
| OTROS Y SIN ESPECIFICAR PROBLEMAS RESPIRATORIOS<br>OTHER AND UNSPECIFIED DISEASES OF RESPIRATORY SYSTEM                                  | 12         | 4                | 8                  | 1                       | 0                | 1                  | 6                       | 2                | 4                  |
| ENFERMEDADES DEL SISTEMA CIRCULATORIO<br>DISEASES OF THE CIRCULATORY SYSTEM                                                              | 12         | 4                | 8                  | 0                       | 0                | 0                  | 4                       | 0                | 4                  |
| ENFERMEDADES DEL SISTEMA DIGESTIVO<br>DISEASES OF THE DIGESTIVE SYSTEM                                                                   | 10         | 5                | 5                  | 0                       | 0                | 0                  | 6                       | 4                | 2                  |
| INFLUENZA Y NEUMONÍA<br>INFLUENZA AND PNEUMONIA                                                                                          | 10         | 6                | 4                  | 0                       | 0                | 0                  | 2                       | 1                | 1                  |
| CAUSAS EXTERNAS DE MORTALIDAD<br>EXTERNAL CAUSES OF MORTALITY                                                                            | 9          | 2                | 7                  | 0                       | 0                | 0                  | 4                       | 1                | 3                  |
| ENFERMEDADES DEL SISTEMA NERVIOSO<br>DISEASES OF THE NERVOUS SYSTEM                                                                      | 7          | 5                | 2                  | 0                       | 0                | 0                  | 1                       | 1                | 0                  |
| ENFERMEDADES DEL SISTEMA GENITOURINARIO<br>DISEASES OF THE GENITOURINARY SYSTEM                                                          | 4          | 0                | 4                  | 0                       | 0                | 0                  | 1                       | 0                | 1                  |
| OTRAS CAUSAS<br>OTHER CAUSES                                                                                                             | 21         | 11               | 10                 | 2                       | 2                | 0                  | 7                       | 5                | 2                  |

Tabla 62 - MORTALIDAD POST-NEONATAL POR CAUSAS, SEXO Y SUBDIVISIÓN  
 Table 62 - POST-NEONATAL MORTALITY BY CAUSES, SEX AND SUBDIVISION  
 PUERTO RICO, 2000

Pag. 2 de 3

| CAUSAS<br>CAUSES                                                                                                                         | 2-3 MESES - 2-3 MONTHS |                  |                    | 4-5 MESES - 4-5 MONTHS |                  |                    | 6-7 MESES - 6-7 MONTHS |                  |                    |
|------------------------------------------------------------------------------------------------------------------------------------------|------------------------|------------------|--------------------|------------------------|------------------|--------------------|------------------------|------------------|--------------------|
|                                                                                                                                          | TOTAL                  | HOMBRES<br>MALES | MUJERES<br>FEMALES | TOTAL                  | HOMBRES<br>MALES | MUJERES<br>FEMALES | TOTAL                  | HOMBRES<br>MALES | MUJERES<br>FEMALES |
| <b>TODAS LAS CAUSAS<br/>ALL CAUSES</b>                                                                                                   | <b>38</b>              | <b>20</b>        | <b>18</b>          | <b>24</b>              | <b>6</b>         | <b>18</b>          | <b>9</b>               | <b>4</b>         | <b>5</b>           |
| MALFORMACIONES CONGÉNITAS, DEFORMIDADES Y ANOMALÍAS CROMOSÓMICAS<br>CONGENITAL MALFORMATIONS, DEFORMATIONS AND CHROMOSOMAL ABNORMALITIES | 10                     | 5                | 5                  | 7                      | 2                | 5                  | 2                      | 1                | 1                  |
| ENFERMEDADES INFECCIOSAS Y PARASITARIAS<br>INFECTIOUS AND PARASITIC DISEASES                                                             | 3                      | 2                | 1                  | 2                      | 1                | 1                  | 0                      | 0                | 0                  |
| SEPTICEMIA<br>SEPTICEMIA                                                                                                                 | 4                      | 3                | 1                  | 1                      | 1                | 0                  | 1                      | 0                | 1                  |
| OTROS Y SIN ESPECIFICAR PROBLEMAS RESPIRATORIOS<br>OTHER AND UNSPECIFIED DISEASES OF RESPIRATORY SYSTEM                                  | 4                      | 2                | 2                  | 1                      | 0                | 1                  | 0                      | 0                | 0                  |
| ENFERMEDADES DEL SISTEMA CIRCULATORIO<br>DISEASES OF THE CIRCULATORY SYSTEM                                                              | 4                      | 3                | 1                  | 2                      | 0                | 2                  | 0                      | 0                | 0                  |
| ENFERMEDADES DEL SISTEMA DIGESTIVO<br>DISEASES OF THE DIGESTIVE SYSTEM                                                                   | 2                      | 0                | 2                  | 1                      | 0                | 1                  | 1                      | 1                | 0                  |
| INFLUENZA Y NEUMONÍA<br>INFLUENZA AND PNEUMONIA                                                                                          | 3                      | 2                | 1                  | 2                      | 1                | 1                  | 1                      | 1                | 0                  |
| CAUSAS EXTERNAS DE MORTALIDAD<br>EXTERNAL CAUSES OF MORTALITY                                                                            | 1                      | 0                | 1                  | 1                      | 0                | 1                  | 2                      | 1                | 1                  |
| ENFERMEDADES DEL SISTEMA NERVIOSO<br>DISEASES OF THE NERVOUS SYSTEM                                                                      | 1                      | 1                | 0                  | 1                      | 0                | 1                  | 1                      | 0                | 1                  |
| ENFERMEDADES DEL SISTEMA GENITOURINARIO<br>DISEASES OF THE GENITOURINARY SYSTEM                                                          | 2                      | 0                | 2                  | 0                      | 0                | 0                  | 0                      | 0                | 0                  |
| OTRAS CAUSAS<br>OTHER CAUSES                                                                                                             | 4                      | 2                | 2                  | 6                      | 1                | 5                  | 1                      | 0                | 1                  |

Tabla 62 - MORTALIDAD POST-NEONATAL POR CAUSAS, SEXO Y SUBDIVISIÓN  
 Table 62 - POST-NEONATAL MORTALITY BY CAUSES, SEX AND SUBDIVISIÓN  
 PUERTO RICO, 2000

Pag. 3 de 3

| CAUSAS<br>CAUSES                                                                                                                         | 8-9 MESES - 8-9 MONTHS |                  |                    | 10-11 MESES - 10-11 MONTHS |                  |                    |
|------------------------------------------------------------------------------------------------------------------------------------------|------------------------|------------------|--------------------|----------------------------|------------------|--------------------|
|                                                                                                                                          | TOTAL                  | HOMBRES<br>MALES | MUJERES<br>FEMALES | TOTAL                      | HOMBRES<br>MALES | MUJERES<br>FEMALES |
| <b>TODAS LAS CAUSAS</b><br><b>ALL CAUSES</b>                                                                                             | <b>7</b>               | <b>5</b>         | <b>2</b>           | <b>7</b>                   | <b>3</b>         | <b>4</b>           |
| MALFORMACIONES CONGÉNITAS, DEFORMIDADES Y ANOMALÍAS CROMOSÓMICAS<br>CONGENITAL MALFORMATIONS, DEFORMATIONS AND CHROMOSOMAL ABNORMALITIES | 2                      | 1                | 1                  | 1                          | 0                | 1                  |
| ENFERMEDADES INFECCIOSAS Y PARASITARIAS<br>INFECTIOUS AND PARASITIC DISEASES                                                             | 0                      | 0                | 0                  | 0                          | 0                | 0                  |
| SEPTICEMIA<br>SEPTICEMIA                                                                                                                 | 1                      | 1                | 0                  | 0                          | 0                | 0                  |
| OTROS Y SIN ESPECIFICAR PROBLEMAS RESPIRATORIOS<br>OTHER AND UNSPECIFIED DISEASES OF RESPIRATORY SYSTEM                                  | 0                      | 0                | 0                  | 0                          | 0                | 0                  |
| ENFERMEDADES DEL SISTEMA CIRCULATORIO<br>DISEASES OF THE CIRCULATORY SYSTEM                                                              | 0                      | 0                | 0                  | 2                          | 1                | 1                  |
| ENFERMEDADES DEL SISTEMA DIGESTIVO<br>DISEASES OF THE DIGESTIVE SYSTEM                                                                   | 0                      | 0                | 0                  | 0                          | 0                | 0                  |
| INFLUENZA Y NEUMONÍA<br>INFLUENZA AND PNEUMONÍA                                                                                          | 1                      | 1                | 0                  | 1                          | 0                | 1                  |
| CAUSAS EXTERNAS DE MORTALIDAD<br>EXTERNAL CAUSES OF MORTALITY                                                                            | 0                      | 0                | 0                  | 1                          | 0                | 1                  |
| ENFERMEDADES DEL SISTEMA NERVIOSO<br>DISEASES OF THE NERVOUS SYSTEM                                                                      | 1                      | 1                | 0                  | 2                          | 2                | 0                  |
| ENFERMEDADES DEL SISTEMA GENITOURINARIO<br>DISEASES OF THE GENITOURINARY SYSTEM                                                          | 1                      | 0                | 1                  | 0                          | 0                | 0                  |
| OTRAS CAUSAS<br>OTHER CAUSES                                                                                                             | 1                      | 1                | 0                  | 0                          | 0                | 0                  |

FUENTE: DEPARTAMENTO DE SALUD, SAPEESI, DIVISIÓN DE ESTADÍSTICAS, SAN JUAN, PUERTO RICO.

SOURCE: DEPARTMENT OF HEALTH, ASPESIS, DIVISIÓN OF STATISTICS, SAN JUAN, PUERTO RICO.

Tabla 63 - MORTALIDAD INFANTIL POR CAUSAS, INSTITUCIÓN Y TRATAMIENTO MÉDICO  
 Table 63 - INFANT MORTALITY BY CAUSE, INSTITUTION AND MEDICAL TREATMENT  
 PUERTO RICO, 2000

| CAUSAS - CAUSES                                                                                                                                                                                            | TOTALES |             |              | HOSPITALES GOBIERNO<br>GOVERNMENT HOSPITALS |             |              | HOSPITALES PRIVADOS<br>PRIVATE HOSPITALS |             |              | HOGAR / OTROS<br>HOME / OTHER |             |              |
|------------------------------------------------------------------------------------------------------------------------------------------------------------------------------------------------------------|---------|-------------|--------------|---------------------------------------------|-------------|--------------|------------------------------------------|-------------|--------------|-------------------------------|-------------|--------------|
|                                                                                                                                                                                                            | TOTAL   | CON<br>WITH | SIN<br>W/OUT | TOTAL                                       | CON<br>WITH | SIN<br>W/OUT | TOTAL                                    | CON<br>WITH | SIN<br>W/OUT | TOTAL                         | CON<br>WITH | SIN<br>W/OUT |
| TODAS LAS CAUSAS<br>ALL CAUSES                                                                                                                                                                             | 589     | 571         | 18           | 273                                         | 267         | 6            | 300                                      | 289         | 11           | 16                            | 15          | 1            |
| DESÓRDENES RELACIONADOS CON GESTACIÓN CORTA Y<br>MALNUTRICIÓN<br>DISORDER RELATED TO LENGTH OF GESTATION AND FETAL<br>MALNUTRITION                                                                         | 105     | 105         | 0            | 57                                          | 57          | 0            | 44                                       | 44          | 0            | 4                             | 4           | 0            |
| MALFORMACIONES CONGÉNITAS, DEFORMIDADES Y<br>ANOMALÍAS CROMOSÓMICAS<br>CONGENITAL MALFORMATIONS, DEFORMATIONS AND<br>CHROMOSOMAL ABNORMALITIES                                                             | 96      | 92          | 4            | 47                                          | 45          | 2            | 49                                       | 47          | 2            | 0                             | 0           | 0            |
| SEPSIS BACTERIANA DEL RECIÉN NACIDO<br>BACTERIAL SEPSIS OF NEWBORN                                                                                                                                         | 77      | 77          | 0            | 27                                          | 27          | 0            | 50                                       | 50          | 0            | 0                             | 0           | 0            |
| OTROS TRASTORNOS RESPIRATORIOS ORIGINADOS EN EL<br>PERÍODO PERINATAL<br>OTHER RESPIRATORY CONDITIONS ORIGINATING IN THE<br>PERINATAL PERIOD                                                                | 66      | 66          | 0            | 38                                          | 38          | 0            | 27                                       | 27          | 0            | 1                             | 1           | 0            |
| DIFICULTAD RESPIRATORIA DEL RECIÉN NACIDO<br>RESPIRATORY DISTRESS OF NEWBORN                                                                                                                               | 43      | 43          | 0            | 22                                          | 22          | 0            | 19                                       | 19          | 0            | 2                             | 2           | 0            |
| OTRAS CONDICIONES PERINATALES<br>OTHER PERINATAL CONDITION                                                                                                                                                 | 41      | 41          | 0            | 18                                          | 18          | 0            | 20                                       | 20          | 0            | 3                             | 3           | 0            |
| ENFERMEDADES DEL SISTEMA CIRCULATORIO<br>DISEASES OF THE CIRCULATORY SYSTEM                                                                                                                                | 14      | 13          | 1            | 9                                           | 8           | 1            | 5                                        | 5           | 0            | 0                             | 0           | 0            |
| ENFERMEDADES INFECCIOSAS Y PARASITARIAS<br>INFECTIOUS AND PARASITIC DISEASES                                                                                                                               | 14      | 14          | 0            | 3                                           | 3           | 0            | 11                                       | 11          | 0            | 0                             | 0           | 0            |
| CAUSAS EXTERNAS DE MORTALIDAD<br>EXTERNAL CAUSES OF MORTALITY                                                                                                                                              | 13      | 7           | 6            | 3                                           | 3           | 0            | 9                                        | 3           | 6            | 1                             | 1           | 0            |
| RECIÉN NACIDO AFECTADO POR FACTORES MATEERNAS Y POR<br>COMPLICACIONES DEL EMBARAZO, PARTO Y ALUMBRAMIENTO<br>NEWBORN AFFECTED BY MATERNAL FACTORS AND BY<br>COMPLICATIONS OF PREGNANCY, LABOR AND DELIVERY | 13      | 13          | 0            | 6                                           | 6           | 0            | 7                                        | 7           | 0            | 0                             | 0           | 0            |
| OTRAS CAUSAS<br>OTHER CAUSES                                                                                                                                                                               | 107     | 100         | 7            | 43                                          | 40          | 3            | 59                                       | 56          | 3            | 5                             | 4           | 1            |

FUENTE: DEPARTAMENTO DE SALUD, SAPEESI, DIVISIÓN DE ESTADÍSTICAS, SAN JUAN, PUERTO RICO.

SOURCE: DEPARTMENT OF HEALTH, ASPESES, DIVISION OF STATISTICS, SAN JUAN, PUERTO RICO.

Tabla 64 - MORTALIDAD INFANTIL POR REGIONES DE SALUD, MUNICIPIO DE RESIDENCIA Y SUBDIVISIÓN DEL PRIMER AÑO DE VIDA  
 Table 64 - INFANT MORTALITY BY HEALTH REGIONS, MUNICIPALITY OF RESIDENCE AND SUBDIVISION OF FIRST YEAR OF LIFE  
 PUERTO RICO, 2000

| MUNICIPIOS<br>MUNICIPALITIES | TOTAL      | 1 MINUTO<br>1 Minute | 2-15 Min<br>2-15 Mins | 16-30 Min<br>16-30 Mins | 31-45 Min<br>31-45 Mins | 46-59 Min<br>46-59 Mins | < 6 Horas<br>< 6 Hours | 6-11 Hrs<br>6-11 Hrs | 12-17 Hrs<br>12-17 Hrs | 18-23 Hrs<br>18-23 Hrs |
|------------------------------|------------|----------------------|-----------------------|-------------------------|-------------------------|-------------------------|------------------------|----------------------|------------------------|------------------------|
| <b>TOTAL</b>                 | <b>589</b> | <b>9</b>             | <b>23</b>             | <b>7</b>                | <b>5</b>                | <b>4</b>                | <b>44</b>              | <b>21</b>            | <b>18</b>              | <b>7</b>               |
| REGIÓN ARECIBO               | 59         | 0                    | 1                     | 0                       | 3                       | 1                       | 5                      | 1                    | 3                      | 2                      |
| ÁREA DE ARECIBO              | 32         | 0                    | 1                     | 0                       | 3                       | 1                       | 2                      | 1                    | 1                      | 0                      |
| ARECIBO                      | 10         | 0                    | 1                     | 0                       | 3                       | 0                       | 0                      | 0                    | 0                      | 0                      |
| CAMUY                        | 1          | 0                    | 0                     | 0                       | 0                       | 0                       | 1                      | 0                    | 0                      | 0                      |
| HATILLO                      | 4          | 0                    | 0                     | 0                       | 0                       | 1                       | 0                      | 1                    | 0                      | 0                      |
| LARES                        | 6          | 0                    | 0                     | 0                       | 0                       | 0                       | 0                      | 0                    | 1                      | 0                      |
| QUEBRADILLAS                 | 6          | 0                    | 0                     | 0                       | 0                       | 0                       | 1                      | 0                    | 0                      | 0                      |
| UTUADO                       | 5          | 0                    | 0                     | 0                       | 0                       | 0                       | 0                      | 0                    | 0                      | 0                      |
| ÁREA DE MANATÍ               | 27         | 0                    | 0                     | 0                       | 0                       | 0                       | 3                      | 0                    | 2                      | 2                      |
| BARCELONETA                  | 2          | 0                    | 0                     | 0                       | 0                       | 0                       | 0                      | 0                    | 0                      | 0                      |
| CIALES                       | 3          | 0                    | 0                     | 0                       | 0                       | 0                       | 0                      | 0                    | 0                      | 0                      |
| FLORIDA                      | 1          | 0                    | 0                     | 0                       | 0                       | 0                       | 0                      | 0                    | 0                      | 0                      |
| MANATÍ                       | 4          | 0                    | 0                     | 0                       | 0                       | 0                       | 1                      | 0                    | 0                      | 1                      |
| MOROVIS                      | 7          | 0                    | 0                     | 0                       | 0                       | 0                       | 0                      | 0                    | 0                      | 1                      |
| VEGA BAJA                    | 10         | 0                    | 0                     | 0                       | 0                       | 0                       | 2                      | 0                    | 2                      | 0                      |
| REGIÓN BAYAMÓN               | 83         | 4                    | 4                     | 1                       | 0                       | 0                       | 9                      | 4                    | 2                      | 2                      |
| ÁREA BARRANQUITAS            | 21         | 0                    | 1                     | 0                       | 0                       | 0                       | 3                      | 2                    | 0                      | 1                      |
| BARRANQUITAS                 | 9          | 0                    | 0                     | 0                       | 0                       | 0                       | 1                      | 1                    | 0                      | 0                      |
| COMERÍO                      | 2          | 0                    | 0                     | 0                       | 0                       | 0                       | 1                      | 0                    | 0                      | 0                      |
| COROZAL                      | 5          | 0                    | 1                     | 0                       | 0                       | 0                       | 1                      | 0                    | 0                      | 1                      |
| NARANJITO                    | 0          | 0                    | 0                     | 0                       | 0                       | 0                       | 0                      | 0                    | 0                      | 0                      |
| OROCOVIS                     | 5          | 0                    | 0                     | 0                       | 0                       | 0                       | 0                      | 1                    | 0                      | 0                      |
| ÁREA DE BAYAMÓN              | 42         | 2                    | 2                     | 1                       | 0                       | 0                       | 6                      | 2                    | 2                      | 1                      |
| BAYAMÓN                      | 31         | 2                    | 2                     | 1                       | 0                       | 0                       | 5                      | 2                    | 1                      | 0                      |
| TOA ALTA                     | 5          | 0                    | 0                     | 0                       | 0                       | 0                       | 1                      | 0                    | 1                      | 1                      |
| VEGA ALTA                    | 6          | 0                    | 0                     | 0                       | 0                       | 0                       | 0                      | 0                    | 0                      | 0                      |
| ÁREA DE CATAÑO               | 20         | 2                    | 1                     | 0                       | 0                       | 0                       | 0                      | 0                    | 0                      | 0                      |
| CATAÑO                       | 4          | 1                    | 0                     | 0                       | 0                       | 0                       | 0                      | 0                    | 0                      | 0                      |
| DORADO                       | 2          | 0                    | 0                     | 0                       | 0                       | 0                       | 0                      | 0                    | 0                      | 0                      |
| TOA BAJA                     | 14         | 1                    | 1                     | 0                       | 0                       | 0                       | 0                      | 0                    | 0                      | 0                      |
| REGIÓN DE CAGUAS             | 94         | 2                    | 3                     | 1                       | 0                       | 0                       | 5                      | 2                    | 7                      | 1                      |
| ÁREA DE CAGUAS               | 54         | 1                    | 2                     | 0                       | 0                       | 0                       | 4                      | 1                    | 3                      | 0                      |
| AGUAS BUENAS                 | 7          | 0                    | 0                     | 0                       | 0                       | 0                       | 2                      | 0                    | 0                      | 0                      |
| CAGUAS                       | 29         | 1                    | 1                     | 0                       | 0                       | 0                       | 0                      | 1                    | 2                      | 0                      |
| GURABO                       | 4          | 0                    | 0                     | 0                       | 0                       | 0                       | 1                      | 0                    | 0                      | 0                      |
| JUNCOS                       | 7          | 0                    | 1                     | 0                       | 0                       | 0                       | 0                      | 0                    | 1                      | 0                      |

Tabla 64 - MORTALIDAD INFANTIL POR REGIONES DE SALUD, MUNICIPIO DE RESIDENCIA Y SUBDIVISIÓN DEL PRIMER AÑO DE VIDA  
 Table 64 - INFANT MORTALITY BY HEALTH REGIONS, MUNICIPALITY OF RESIDENCE AND SUBDIVISION OF FIRST YEAR OF LIFE  
 PUERTO RICO, 2000

| MUNICIPIOS<br>MUNICIPALITIES | TOTAL | 1 MINUTO<br>1 Minute | 2-15 Min<br>2-15 Mins | 16-30 Min<br>16-30 Mins | 31-45 Min<br>31-45 Mins | 46-59 Min<br>46-59 Mins | < 6 Horas<br>< 6 Hours | 6-11 Hrs<br>6-11 Hrs | 12-17 Hrs<br>12-17 Hrs | 18-23 Hrs<br>18-23 Hrs |
|------------------------------|-------|----------------------|-----------------------|-------------------------|-------------------------|-------------------------|------------------------|----------------------|------------------------|------------------------|
| SAN LORENZO                  | 7     | 0                    | 0                     | 0                       | 0                       | 0                       | 1                      | 0                    | 0                      | 0                      |
| ÁREA DE CAYEY                | 15    | 0                    | 1                     | 0                       | 0                       | 0                       | 0                      | 1                    | 0                      | 1                      |
| AIBONITO                     | 3     | 0                    | 0                     | 0                       | 0                       | 0                       | 0                      | 1                    | 0                      | 0                      |
| CAYEY                        | 4     | 0                    | 0                     | 0                       | 0                       | 0                       | 0                      | 0                    | 0                      | 0                      |
| CIDRA                        | 8     | 0                    | 1                     | 0                       | 0                       | 0                       | 0                      | 0                    | 0                      | 1                      |
| ÁREA DE HUMACAO              | 25    | 1                    | 0                     | 1                       | 0                       | 0                       | 1                      | 0                    | 4                      | 0                      |
| HUMACAO                      | 9     | 1                    | 0                     | 1                       | 0                       | 0                       | 0                      | 0                    | 1                      | 0                      |
| LAS PIEDRAS                  | 3     | 0                    | 0                     | 0                       | 0                       | 0                       | 0                      | 0                    | 1                      | 0                      |
| MAUNABO                      | 1     | 0                    | 0                     | 0                       | 0                       | 0                       | 0                      | 0                    | 1                      | 0                      |
| NAGUABO                      | 8     | 0                    | 0                     | 0                       | 0                       | 0                       | 1                      | 0                    | 0                      | 0                      |
| YABUCOA                      | 4     | 0                    | 0                     | 0                       | 0                       | 0                       | 0                      | 0                    | 1                      | 0                      |
| REGIÓN MAYAGÜEZ              | 57    | 0                    | 1                     | 2                       | 1                       | 0                       | 3                      | 1                    | 2                      | 0                      |
| ÁREA DE MAYAGÜEZ             | 40    | 0                    | 1                     | 2                       | 0                       | 0                       | 0                      | 1                    | 1                      | 0                      |
| AÑASCO                       | 8     | 0                    | 0                     | 1                       | 0                       | 0                       | 0                      | 0                    | 0                      | 0                      |
| CABO ROJO                    | 12    | 0                    | 0                     | 0                       | 0                       | 0                       | 0                      | 0                    | 0                      | 0                      |
| HORMIGUEROS                  | 2     | 0                    | 0                     | 0                       | 0                       | 0                       | 0                      | 0                    | 0                      | 0                      |
| LAS MARÍAS                   | 1     | 0                    | 0                     | 0                       | 0                       | 0                       | 0                      | 0                    | 0                      | 0                      |
| MARICAO                      | 0     | 0                    | 0                     | 0                       | 0                       | 0                       | 0                      | 0                    | 0                      | 0                      |
| MAYAGÜEZ                     | 13    | 0                    | 1                     | 0                       | 0                       | 0                       | 0                      | 1                    | 1                      | 0                      |
| RINCÓN                       | 4     | 0                    | 0                     | 1                       | 0                       | 0                       | 0                      | 0                    | 0                      | 0                      |
| ÁREA DE SAN GERMÁN           | 17    | 0                    | 0                     | 0                       | 1                       | 0                       | 3                      | 0                    | 1                      | 0                      |
| LAJAS                        | 6     | 0                    | 0                     | 0                       | 1                       | 0                       | 0                      | 0                    | 1                      | 0                      |
| SABANA GRANDE                | 6     | 0                    | 0                     | 0                       | 0                       | 0                       | 2                      | 0                    | 0                      | 0                      |
| SAN GERMÁN                   | 5     | 0                    | 0                     | 0                       | 0                       | 0                       | 1                      | 0                    | 0                      | 0                      |
| SUB REGIÓN AGUADILLA         | 42    | 0                    | 1                     | 0                       | 1                       | 1                       | 3                      | 2                    | 2                      | 0                      |
| AGUADA                       | 4     | 0                    | 0                     | 0                       | 1                       | 0                       | 0                      | 0                    | 0                      | 0                      |
| AGUADILLA                    | 11    | 0                    | 0                     | 0                       | 0                       | 0                       | 0                      | 0                    | 0                      | 0                      |
| ISABELA                      | 9     | 0                    | 0                     | 0                       | 0                       | 1                       | 1                      | 1                    | 1                      | 0                      |
| MOCA                         | 9     | 0                    | 0                     | 0                       | 0                       | 0                       | 1                      | 0                    | 1                      | 0                      |
| SAN SEBASTIÁN                | 9     | 0                    | 1                     | 0                       | 0                       | 0                       | 1                      | 1                    | 0                      | 0                      |
| REGIÓN PONCE                 | 112   | 2                    | 5                     | 0                       | 0                       | 1                       | 9                      | 8                    | 0                      | 1                      |
| ÁREA DE GUAYAMA              | 21    | 0                    | 0                     | 0                       | 0                       | 0                       | 1                      | 2                    | 0                      | 0                      |
| ARROYO                       | 6     | 0                    | 0                     | 0                       | 0                       | 0                       | 0                      | 0                    | 0                      | 0                      |
| GUAYAMA                      | 8     | 0                    | 0                     | 0                       | 0                       | 0                       | 0                      | 1                    | 0                      | 0                      |
| PATILLAS                     | 4     | 0                    | 0                     | 0                       | 0                       | 0                       | 1                      | 0                    | 0                      | 0                      |
| SALINAS                      | 3     | 0                    | 0                     | 0                       | 0                       | 0                       | 0                      | 1                    | 0                      | 0                      |
| ÁREA DE PONCE                | 51    | 2                    | 0                     | 0                       | 0                       | 0                       | 2                      | 3                    | 0                      | 1                      |



Tabla 64 - MORTALIDAD INFANTIL POR REGIONES DE SALUD, MUNICIPIO DE RESIDENCIA Y SUBDIVISIÓN DEL PRIMER AÑO DE VIDA  
 Table 64 - INFANT MORTALITY BY HEALTH REGIONS, MUNICIPALITY OF RESIDENCE AND SUBDIVISION OF FIRST YEAR OF LIFE  
 PUERTO RICO, 2000

| MUNICIPIOS<br>MUNICIPALITIES | TOTAL | 1 MINUTO<br>1 Minute | 2-15 Min<br>2-15 Mins | 16-30 Min<br>16-30 Mins | 31-45 Min<br>31-45 Mins | 46-59 Min<br>46-59 Mins | < 6 Horas<br>< 6 Hours | 6-11 Hrs<br>6-11 Hrs | 12-17 Hrs<br>12-17 Hrs | 18-23 Hrs<br>18-23 Hrs |
|------------------------------|-------|----------------------|-----------------------|-------------------------|-------------------------|-------------------------|------------------------|----------------------|------------------------|------------------------|
| ADJUNTAS                     | 3     | 0                    | 0                     | 0                       | 0                       | 0                       | 1                      | 0                    | 0                      | 1                      |
| COAMO                        | 5     | 0                    | 0                     | 0                       | 0                       | 0                       | 1                      | 0                    | 0                      | 0                      |
| JAYUYA                       | 2     | 0                    | 0                     | 0                       | 0                       | 0                       | 0                      | 0                    | 0                      | 0                      |
| JUANA DÍAZ                   | 8     | 0                    | 0                     | 0                       | 0                       | 0                       | 0                      | 1                    | 0                      | 0                      |
| PONCE                        | 26    | 2                    | 0                     | 0                       | 0                       | 0                       | 0                      | 2                    | 0                      | 0                      |
| SANTA ISABEL                 | 4     | 0                    | 0                     | 0                       | 0                       | 0                       | 0                      | 0                    | 0                      | 0                      |
| VILLALBA                     | 3     | 0                    | 0                     | 0                       | 0                       | 0                       | 0                      | 0                    | 0                      | 0                      |
| ÁREA DE YAUCO                | 40    | 0                    | 5                     | 0                       | 0                       | 1                       | 6                      | 3                    | 0                      | 0                      |
| GUÁNICA                      | 4     | 0                    | 0                     | 0                       | 0                       | 0                       | 1                      | 1                    | 0                      | 0                      |
| GUAYANILLA                   | 4     | 0                    | 0                     | 0                       | 0                       | 0                       | 0                      | 0                    | 0                      | 0                      |
| PEÑUELAS                     | 9     | 0                    | 2                     | 0                       | 0                       | 0                       | 2                      | 0                    | 0                      | 0                      |
| YAUCO                        | 23    | 0                    | 3                     | 0                       | 0                       | 1                       | 3                      | 2                    | 0                      | 0                      |
| REGIÓN METROPOLITANA         | 111   | 0                    | 7                     | 3                       | 0                       | 0                       | 8                      | 3                    | 1                      | 0                      |
| ÁREA DE CAROLINA             | 34    | 0                    | 1                     | 2                       | 0                       | 0                       | 3                      | 1                    | 0                      | 0                      |
| CANÓVANAS                    | 6     | 0                    | 0                     | 0                       | 0                       | 0                       | 0                      | 0                    | 0                      | 0                      |
| CAROLINA                     | 13    | 0                    | 1                     | 1                       | 0                       | 0                       | 0                      | 1                    | 0                      | 0                      |
| LOÍZA                        | 6     | 0                    | 0                     | 0                       | 0                       | 0                       | 2                      | 0                    | 0                      | 0                      |
| TRUJILLO ALTO                | 9     | 0                    | 0                     | 1                       | 0                       | 0                       | 1                      | 0                    | 0                      | 0                      |
| ÁREA DE SAN JUAN             | 77    | 0                    | 6                     | 1                       | 0                       | 0                       | 5                      | 2                    | 1                      | 0                      |
| GUAYNABO                     | 16    | 0                    | 1                     | 0                       | 0                       | 0                       | 0                      | 0                    | 1                      | 0                      |
| SAN JUAN                     | 61    | 0                    | 5                     | 1                       | 0                       | 0                       | 5                      | 2                    | 0                      | 0                      |
| SUB REGIÓN FAJARDO           | 17    | 0                    | 1                     | 0                       | 0                       | 1                       | 1                      | 0                    | 1                      | 1                      |
| CEIBA                        | 1     | 0                    | 0                     | 0                       | 0                       | 0                       | 0                      | 0                    | 0                      | 0                      |
| CULEBRA                      | 0     | 0                    | 0                     | 0                       | 0                       | 0                       | 0                      | 0                    | 0                      | 0                      |
| FAJARDO                      | 5     | 0                    | 0                     | 0                       | 0                       | 1                       | 0                      | 0                    | 1                      | 0                      |
| LUQUILLO                     | 2     | 0                    | 0                     | 0                       | 0                       | 0                       | 0                      | 0                    | 0                      | 0                      |
| RÍO GRANDE                   | 7     | 0                    | 1                     | 0                       | 0                       | 0                       | 1                      | 0                    | 0                      | 0                      |
| VIEQUES                      | 2     | 0                    | 0                     | 0                       | 0                       | 0                       | 0                      | 0                    | 0                      | 1                      |
| P R NO ESPECIFICADO          | 0     | 0                    | 0                     | 0                       | 0                       | 0                       | 0                      | 0                    | 0                      | 0                      |
| NO RESIDENTE                 | 14    | 1                    | 0                     | 0                       | 0                       | 0                       | 1                      | 0                    | 0                      | 0                      |
| DESCONOCIDOS                 | 0     | 0                    | 0                     | 0                       | 0                       | 0                       | 0                      | 0                    | 0                      | 0                      |

Tabla 64 - MORTALIDAD INFANTIL POR REGIONES DE SALUD, MUNICIPIO DE RESIDENCIA Y SUBDIVISIÓN DEL PRIMER AÑO DE VIDA  
 Table 64 - INFANT MORTALITY BY HEALTH REGIONS, MUNICIPALITY OF RESIDENCE AND SUBDIVISIÓN OF FIRST YEAR OF LIFE  
 PUERTO RICO, 2000

| MUNICIPIOS<br>MUNICIPALITIES | 1 DÍA<br>1 Day | 2 DÍAS<br>2 Days | 3 DÍAS<br>3 Days | 4 DÍAS<br>4 Days | 5 DÍAS<br>5 Days | 6 DÍAS<br>6 Days | 7-13 DÍAS<br>7-13 Days | 14-20 DÍAS<br>14-20 Days | 21-27 DÍAS<br>21-27 Days | 28-30 DÍAS<br>28-30 Days |
|------------------------------|----------------|------------------|------------------|------------------|------------------|------------------|------------------------|--------------------------|--------------------------|--------------------------|
| <b>TOTAL</b>                 | <b>33</b>      | <b>50</b>        | <b>39</b>        | <b>21</b>        | <b>11</b>        | <b>12</b>        | <b>80</b>              | <b>37</b>                | <b>27</b>                | <b>3</b>                 |
| REGIÓN ARECIBO               | 2              | 7                | 1                | 2                | 2                | 1                | 6                      | 3                        | 3                        | 1                        |
| ÁREA DE ARECIBO              | 1              | 2                | 1                | 1                | 1                | 1                | 5                      | 2                        | 1                        | 1                        |
| ARECIBO                      | 0              | 1                | 1                | 0                | 0                | 0                | 0                      | 0                        | 1                        | 0                        |
| CAMUY                        | 0              | 0                | 0                | 0                | 0                | 0                | 0                      | 0                        | 0                        | 0                        |
| HATILLO                      | 0              | 0                | 0                | 0                | 0                | 1                | 0                      | 0                        | 0                        | 0                        |
| LARES                        | 1              | 0                | 0                | 0                | 0                | 0                | 1                      | 1                        | 0                        | 0                        |
| QUEBRADILLAS                 | 0              | 0                | 0                | 1                | 1                | 0                | 2                      | 0                        | 0                        | 0                        |
| UTUADO                       | 0              | 1                | 0                | 0                | 0                | 0                | 2                      | 1                        | 0                        | 1                        |
| ÁREA DE MANATÍ               | 1              | 5                | 0                | 1                | 1                | 0                | 1                      | 1                        | 2                        | 0                        |
| BARCELONETA                  | 1              | 0                | 0                | 0                | 0                | 0                | 0                      | 0                        | 0                        | 0                        |
| CIALES                       | 0              | 0                | 0                | 1                | 0                | 0                | 0                      | 0                        | 1                        | 0                        |
| FLORIDA                      | 0              | 1                | 0                | 0                | 0                | 0                | 0                      | 0                        | 0                        | 0                        |
| MANATÍ                       | 0              | 0                | 0                | 0                | 0                | 0                | 0                      | 0                        | 0                        | 0                        |
| MOROVIS                      | 0              | 2                | 0                | 0                | 1                | 0                | 0                      | 1                        | 1                        | 0                        |
| VEGA BAJA                    | 0              | 2                | 0                | 0                | 0                | 0                | 1                      | 0                        | 0                        | 0                        |
| REGIÓN BAYAMÓN               | 4              | 6                | 6                | 2                | 3                | 2                | 11                     | 4                        | 6                        | 0                        |
| ÁREA BARRANQUITAS            | 1              | 1                | 2                | 1                | 0                | 1                | 4                      | 1                        | 0                        | 0                        |
| BARRANQUITAS                 | 0              | 1                | 2                | 1                | 0                | 0                | 2                      | 0                        | 0                        | 0                        |
| COMERÍO                      | 0              | 0                | 0                | 0                | 0                | 0                | 0                      | 0                        | 0                        | 0                        |
| COROZAL                      | 0              | 0                | 0                | 0                | 0                | 0                | 1                      | 0                        | 0                        | 0                        |
| NARANJITO                    | 0              | 0                | 0                | 0                | 0                | 0                | 0                      | 0                        | 0                        | 0                        |
| ORCOVIS                      | 1              | 0                | 0                | 0                | 0                | 1                | 1                      | 1                        | 0                        | 0                        |
| ÁREA DE BAYAMÓN              | 1              | 4                | 3                | 0                | 2                | 1                | 4                      | 1                        | 3                        | 0                        |
| BAYAMÓN                      | 1              | 3                | 2                | 0                | 2                | 1                | 4                      | 1                        | 3                        | 0                        |
| TOA ALTA                     | 0              | 0                | 0                | 0                | 0                | 0                | 0                      | 0                        | 0                        | 0                        |
| VEGA ALTA                    | 0              | 1                | 1                | 0                | 0                | 0                | 0                      | 0                        | 0                        | 0                        |
| ÁREA DE CATAÑO               | 2              | 1                | 1                | 1                | 1                | 0                | 3                      | 2                        | 3                        | 0                        |
| CATAÑO                       | 0              | 0                | 0                | 1                | 0                | 0                | 1                      | 0                        | 1                        | 0                        |
| DORADO                       | 0              | 0                | 0                | 0                | 0                | 0                | 0                      | 1                        | 1                        | 0                        |
| TOA BAJA                     | 2              | 1                | 1                | 0                | 1                | 0                | 2                      | 1                        | 1                        | 0                        |
| REGIÓN DE CAGUAS             | 2              | 8                | 9                | 3                | 1                | 4                | 7                      | 5                        | 6                        | 1                        |
| ÁREA DE CAGUAS               | 1              | 4                | 2                | 1                | 0                | 2                | 5                      | 3                        | 6                        | 1                        |
| AGUAS BUENAS                 | 0              | 1                | 0                | 0                | 0                | 0                | 2                      | 0                        | 1                        | 0                        |
| CAGUAS                       | 0              | 2                | 1                | 1                | 0                | 1                | 2                      | 3                        | 4                        | 1                        |
| GURABO                       | 0              | 1                | 0                | 0                | 0                | 0                | 1                      | 0                        | 0                        | 0                        |
| JUNCOS                       | 1              | 0                | 0                | 0                | 0                | 0                | 0                      | 0                        | 0                        | 0                        |

Tabla 64 - MORTALIDAD INFANTIL POR REGIONES DE SALUD, MUNICIPIO DE RESIDENCIA Y SUBDIVISIÓN DEL PRIMER AÑO DE VIDA  
 Table 64 - INFANT MORTALITY BY HEALTH REGIONS, MUNICIPALITY OF RESIDENCE AND SUBDIVISIÓN OF FIRST YEAR OF LIFE  
 PUERTO RICO, 2000

| MUNICIPIOS<br>MUNICIPALITIES | 1 DÍA<br>1 Day | 2 DÍAS<br>2 Days | 3 DÍAS<br>3 Days | 4 DÍAS<br>4 Days | 5 DÍAS<br>5 Days | 6 DÍAS<br>6 Days | 7-13 DÍAS<br>7-13 Days | 14-20 DÍAS<br>14-20 Days | 21-27 DÍAS<br>21-27 Days | 28-30 DÍAS<br>28-30 Days |
|------------------------------|----------------|------------------|------------------|------------------|------------------|------------------|------------------------|--------------------------|--------------------------|--------------------------|
| SAN LORENZO                  | 0              | 0                | 1                | 0                | 0                | 1                | 0                      | 0                        | 1                        | 0                        |
| ÁREA DE CAYEY                | 1              | 1                | 3                | 0                | 0                | 1                | 1                      | 2                        | 0                        | 0                        |
| AIBONITO                     | 0              | 0                | 1                | 0                | 0                | 0                | 0                      | 0                        | 0                        | 0                        |
| CAYEY                        | 1              | 0                | 0                | 0                | 0                | 1                | 0                      | 0                        | 0                        | 0                        |
| CIDRA                        | 0              | 1                | 2                | 0                | 0                | 0                | 1                      | 2                        | 0                        | 0                        |
| ÁREA DE HUMACAO              | 0              | 3                | 4                | 2                | 1                | 1                | 1                      | 0                        | 0                        | 0                        |
| HUMACAO                      | 0              | 1                | 2                | 1                | 0                | 0                | 0                      | 0                        | 0                        | 0                        |
| LAS PIEDRAS                  | 0              | 0                | 0                | 1                | 0                | 0                | 0                      | 0                        | 0                        | 0                        |
| MAUNABO                      | 0              | 0                | 0                | 0                | 0                | 0                | 0                      | 0                        | 0                        | 0                        |
| NAGUABO                      | 0              | 2                | 2                | 0                | 0                | 0                | 1                      | 0                        | 0                        | 0                        |
| YABUCOA                      | 0              | 0                | 0                | 0                | 1                | 1                | 0                      | 0                        | 0                        | 0                        |
| REGIÓN MAYAGÜEZ              | 2              | 8                | 6                | 2                | 0                | 0                | 5                      | 4                        | 6                        | 0                        |
| ÁREA DE MAYAGÜEZ             | 2              | 6                | 5                | 2                | 0                | 0                | 2                      | 3                        | 5                        | 0                        |
| AÑASCO                       | 1              | 2                | 1                | 0                | 0                | 0                | 0                      | 0                        | 0                        | 0                        |
| CABO ROJO                    | 0              | 2                | 1                | 2                | 0                | 0                | 1                      | 0                        | 3                        | 0                        |
| HORMIGUEROS                  | 0              | 0                | 1                | 0                | 0                | 0                | 0                      | 1                        | 0                        | 0                        |
| LAS MARÍAS                   | 0              | 1                | 0                | 0                | 0                | 0                | 0                      | 0                        | 0                        | 0                        |
| MARICAO                      | 0              | 0                | 0                | 0                | 0                | 0                | 0                      | 0                        | 0                        | 0                        |
| MAYAGÜEZ                     | 1              | 0                | 1                | 0                | 0                | 0                | 1                      | 2                        | 2                        | 0                        |
| RINCÓN                       | 0              | 1                | 1                | 0                | 0                | 0                | 0                      | 0                        | 0                        | 0                        |
| ÁREA DE SAN GERMÁN           | 0              | 2                | 1                | 0                | 0                | 0                | 3                      | 1                        | 1                        | 0                        |
| LAJAS                        | 0              | 1                | 0                | 0                | 0                | 0                | 1                      | 1                        | 0                        | 0                        |
| SABANA GRANDE                | 0              | 0                | 0                | 0                | 0                | 0                | 1                      | 0                        | 1                        | 0                        |
| SAN GERMÁN                   | 0              | 1                | 1                | 0                | 0                | 0                | 1                      | 0                        | 0                        | 0                        |
| SUB REGIÓN AGUADILLA         | 1              | 3                | 5                | 1                | 0                | 1                | 3                      | 4                        | 1                        | 0                        |
| AGUADA                       | 0              | 0                | 0                | 0                | 0                | 0                | 0                      | 1                        | 0                        | 0                        |
| AGUADILLA                    | 1              | 0                | 3                | 0                | 0                | 0                | 0                      | 2                        | 1                        | 0                        |
| ISABELA                      | 0              | 2                | 1                | 0                | 0                | 0                | 1                      | 0                        | 0                        | 0                        |
| MOCA                         | 0              | 0                | 1                | 0                | 0                | 1                | 0                      | 1                        | 0                        | 0                        |
| SAN SEBASTIÁN                | 0              | 1                | 0                | 1                | 0                | 0                | 2                      | 0                        | 0                        | 0                        |
| REGIÓN PONCE                 | 10             | 7                | 6                | 3                | 2                | 1                | 24                     | 6                        | 4                        | 0                        |
| ÁREA DE GUAYAMA              | 3              | 3                | 1                | 0                | 1                | 0                | 4                      | 1                        | 0                        | 0                        |
| ARROYO                       | 2              | 0                | 0                | 0                | 0                | 0                | 1                      | 0                        | 0                        | 0                        |
| GUAYAMA                      | 1              | 1                | 0                | 0                | 1                | 0                | 2                      | 1                        | 0                        | 0                        |
| PATILLAS                     | 0              | 1                | 1                | 0                | 0                | 0                | 0                      | 0                        | 0                        | 0                        |
| SALINAS                      | 0              | 1                | 0                | 0                | 0                | 0                | 1                      | 0                        | 0                        | 0                        |
| ÁREA DE PONCE                | 5              | 3                | 4                | 1                | 1                | 1                | 11                     | 4                        | 3                        | 0                        |

Tabla 64 - MORTALIDAD INFANTIL POR REGIONES DE SALUD, MUNICIPIO DE RESIDENCIA Y SUBDIVISIÓN DEL PRIMER AÑO DE VIDA  
 Table 64 - INFANT MORTALITY BY HEALTH REGIONS, MUNICIPALITY OF RESIDENCE AND SUBDIVISIÓN OF FIRST YEAR OF LIFE  
 PUERTO RICO, 2000

| MUNICIPIOS<br>MUNICIPALITIES | 1 DÍA<br>1 Day | 2 DÍAS<br>2 Days | 3 DÍAS<br>3 Days | 4 DÍAS<br>4 Days | 5 DÍAS<br>5 Days | 6 DÍAS<br>6 Days | 7-13 DÍAS<br>7-13 Days | 14-20 DÍAS<br>14-20 Days | 21-27 DÍAS<br>21-27 Days | 28-30 DÍAS<br>28-30 Days |
|------------------------------|----------------|------------------|------------------|------------------|------------------|------------------|------------------------|--------------------------|--------------------------|--------------------------|
| ADJUNTAS                     | 0              | 0                | 1                | 0                | 0                | 0                | 0                      | 0                        | 0                        | 0                        |
| COAMO                        | 0              | 0                | 0                | 0                | 0                | 0                | 3                      | 0                        | 0                        | 0                        |
| JAYUYÁ                       | 0              | 0                | 0                | 0                | 0                | 0                | 0                      | 0                        | 1                        | 0                        |
| JUANA DÍAZ                   | 1              | 0                | 1                | 0                | 0                | 1                | 3                      | 0                        | 0                        | 0                        |
| PONCE                        | 2              | 3                | 0                | 1                | 0                | 0                | 5                      | 4                        | 1                        | 0                        |
| SANTA ISABEL                 | 1              | 0                | 2                | 0                | 0                | 0                | 0                      | 0                        | 1                        | 0                        |
| VILLALBA                     | 1              | 0                | 0                | 0                | 1                | 0                | 0                      | 0                        | 0                        | 0                        |
| ÁREA DE YAUCO                | 2              | 1                | 1                | 2                | 0                | 0                | 9                      | 1                        | 1                        | 0                        |
| GUÁNICA                      | 0              | 0                | 0                | 0                | 0                | 0                | 1                      | 0                        | 0                        | 0                        |
| GUAYANILLA                   | 1              | 0                | 0                | 0                | 0                | 0                | 3                      | 0                        | 0                        | 0                        |
| PEÑUELAS                     | 1              | 0                | 0                | 0                | 0                | 0                | 2                      | 0                        | 1                        | 0                        |
| YAUCO                        | 0              | 1                | 1                | 2                | 0                | 0                | 3                      | 1                        | 0                        | 0                        |
| REGIÓN METROPOLITANA         | 11             | 11               | 5                | 6                | 1                | 3                | 20                     | 7                        | 1                        | 1                        |
| ÁREA DE CAROLINA             | 3              | 6                | 1                | 2                | 0                | 0                | 6                      | 2                        | 0                        | 0                        |
| CANÓVANAS                    | 1              | 1                | 0                | 0                | 0                | 0                | 2                      | 0                        | 0                        | 0                        |
| CAROLINA                     | 0              | 2                | 0                | 2                | 0                | 0                | 2                      | 1                        | 0                        | 0                        |
| LOÍZA                        | 1              | 2                | 0                | 0                | 0                | 0                | 1                      | 0                        | 0                        | 0                        |
| TRUJILLO ALTO                | 1              | 1                | 1                | 0                | 0                | 0                | 1                      | 1                        | 0                        | 0                        |
| ÁREA DE SAN JUAN             | 8              | 5                | 4                | 4                | 1                | 3                | 14                     | 5                        | 1                        | 1                        |
| GUAYNABO                     | 1              | 1                | 0                | 1                | 0                | 0                | 4                      | 3                        | 1                        | 0                        |
| SAN JUAN                     | 7              | 4                | 4                | 3                | 1                | 3                | 10                     | 2                        | 0                        | 1                        |
| SUB REGIÓN FAJARDO           | 0              | 0                | 0                | 0                | 1                | 0                | 2                      | 1                        | 0                        | 0                        |
| CEIBA                        | 0              | 0                | 0                | 0                | 0                | 0                | 0                      | 0                        | 0                        | 0                        |
| CULEBRA                      | 0              | 0                | 0                | 0                | 0                | 0                | 0                      | 0                        | 0                        | 0                        |
| FAJARDO                      | 0              | 0                | 0                | 0                | 1                | 0                | 0                      | 1                        | 0                        | 0                        |
| LUQUILLO                     | 0              | 0                | 0                | 0                | 0                | 0                | 0                      | 0                        | 0                        | 0                        |
| RÍO GRANDE                   | 0              | 0                | 0                | 0                | 0                | 0                | 2                      | 0                        | 0                        | 0                        |
| VIEQUES                      | 0              | 0                | 0                | 0                | 0                | 0                | 0                      | 0                        | 0                        | 0                        |
| P R NO ESPECIFICADO          | 0              | 0                | 0                | 0                | 0                | 0                | 0                      | 0                        | 0                        | 0                        |
| NO RESIDENTE                 | 1              | 0                | 1                | 2                | 1                | 0                | 2                      | 3                        | 0                        | 0                        |
| DESCONOCIDOS                 | 0              | 0                | 0                | 0                | 0                | 0                | 0                      | 0                        | 0                        | 0                        |

Tabla 64 - MORTALIDAD INFANTIL POR REGIÓN DE SALUD, MUNICIPIO DE RESIDENCIA Y SUBDIVISIÓN DEL PRIMER AÑO DE VIDA  
 Table 64 - INFANT MORTALITY BY HEALTH REGIONS, MUNICIPALITY OF RESIDENCE AND SUBDIVISIÓN OF FIRST YEAR OF LIFE  
 PUERTO RICO, 2000

| MUNICIPIOS<br>MUNICIPALITIES | 31-59 DIAS<br>31-59 Days | 2 MESES<br>2 Months | 3 MESES<br>3 Months | 4 MESES<br>4 Months | 5 MESES<br>5 Months | 6 MESES<br>6 Months | 7 MESES<br>7 Months | 8 MESES<br>8 Months | 9 MESES<br>9 Months | 10 MESES<br>10 Months | 11 MESES<br>11 Months | SIN ESPEC.<br>UNSPEC. |
|------------------------------|--------------------------|---------------------|---------------------|---------------------|---------------------|---------------------|---------------------|---------------------|---------------------|-----------------------|-----------------------|-----------------------|
| <b>TOTAL</b>                 | <b>52</b>                | <b>26</b>           | <b>12</b>           | <b>13</b>           | <b>11</b>           | <b>7</b>            | <b>2</b>            | <b>2</b>            | <b>5</b>            | <b>5</b>              | <b>2</b>              | <b>1</b>              |
| REGIÓN ARECIBO               | 2                        | 2                   | 2                   | 2                   | 0                   | 1                   | 0                   | 1                   | 3                   | 2                     | 0                     | 0                     |
| ÁREA DE ARECIBO              | 0                        | 2                   | 1                   | 2                   | 0                   | 0                   | 0                   | 0                   | 1                   | 1                     | 0                     | 0                     |
| ARECIBO                      | 0                        | 0                   | 0                   | 2                   | 0                   | 0                   | 0                   | 0                   | 1                   | 0                     | 0                     | 0                     |
| CAMUY                        | 0                        | 0                   | 0                   | 0                   | 0                   | 0                   | 0                   | 0                   | 0                   | 0                     | 0                     | 0                     |
| HATILLO                      | 0                        | 0                   | 0                   | 0                   | 0                   | 0                   | 0                   | 0                   | 0                   | 1                     | 0                     | 0                     |
| LARES                        | 0                        | 2                   | 0                   | 0                   | 0                   | 0                   | 0                   | 0                   | 0                   | 0                     | 0                     | 0                     |
| QUEBRADILLAS                 | 0                        | 0                   | 1                   | 0                   | 0                   | 0                   | 0                   | 0                   | 0                   | 0                     | 0                     | 0                     |
| UTUADO                       | 0                        | 0                   | 0                   | 0                   | 0                   | 0                   | 0                   | 0                   | 0                   | 0                     | 0                     | 0                     |
| ÁREA DE MANATÍ               | 2                        | 0                   | 1                   | 0                   | 0                   | 1                   | 0                   | 1                   | 2                   | 1                     | 0                     | 0                     |
| BARCELONETA                  | 0                        | 0                   | 0                   | 0                   | 0                   | 0                   | 0                   | 0                   | 0                   | 1                     | 0                     | 0                     |
| CIALES                       | 0                        | 0                   | 0                   | 0                   | 0                   | 0                   | 0                   | 1                   | 0                   | 0                     | 0                     | 0                     |
| FLORIDA                      | 0                        | 0                   | 0                   | 0                   | 0                   | 0                   | 0                   | 0                   | 0                   | 0                     | 0                     | 0                     |
| MANATÍ                       | 2                        | 0                   | 0                   | 0                   | 0                   | 0                   | 0                   | 0                   | 0                   | 0                     | 0                     | 0                     |
| MOROVIS                      | 0                        | 0                   | 0                   | 0                   | 0                   | 0                   | 0                   | 0                   | 1                   | 0                     | 0                     | 0                     |
| VEGA BAJA                    | 0                        | 0                   | 1                   | 0                   | 0                   | 1                   | 0                   | 0                   | 1                   | 0                     | 0                     | 0                     |
| REGIÓN BAYAMÓN               | 4                        | 1                   | 3                   | 1                   | 1                   | 1                   | 0                   | 0                   | 1                   | 1                     | 0                     | 0                     |
| ÁREA BARRANQUITAS            | 2                        | 0                   | 0                   | 0                   | 0                   | 1                   | 0                   | 0                   | 0                   | 0                     | 0                     | 0                     |
| BARRANQUITAS                 | 0                        | 0                   | 0                   | 0                   | 0                   | 1                   | 0                   | 0                   | 0                   | 0                     | 0                     | 0                     |
| COMERÍO                      | 1                        | 0                   | 0                   | 0                   | 0                   | 0                   | 0                   | 0                   | 0                   | 0                     | 0                     | 0                     |
| COROZAL                      | 1                        | 0                   | 0                   | 0                   | 0                   | 0                   | 0                   | 0                   | 0                   | 0                     | 0                     | 0                     |
| NARANJITO                    | 0                        | 0                   | 0                   | 0                   | 0                   | 0                   | 0                   | 0                   | 0                   | 0                     | 0                     | 0                     |
| OROCOVIS                     | 0                        | 0                   | 0                   | 0                   | 0                   | 0                   | 0                   | 0                   | 0                   | 0                     | 0                     | 0                     |
| ÁREA DE BAYAMÓN              | 1                        | 1                   | 2                   | 1                   | 0                   | 0                   | 0                   | 0                   | 1                   | 1                     | 0                     | 0                     |
| BAYAMÓN                      | 0                        | 0                   | 1                   | 0                   | 0                   | 0                   | 0                   | 0                   | 0                   | 0                     | 0                     | 0                     |
| TOA ALTA                     | 0                        | 0                   | 0                   | 1                   | 0                   | 0                   | 0                   | 0                   | 0                   | 1                     | 0                     | 0                     |
| VEGA ALTA                    | 1                        | 1                   | 1                   | 0                   | 0                   | 0                   | 0                   | 0                   | 1                   | 0                     | 0                     | 0                     |
| ÁREA DE CATAÑO               | 1                        | 0                   | 1                   | 0                   | 1                   | 0                   | 0                   | 0                   | 0                   | 0                     | 0                     | 0                     |
| CATAÑO                       | 0                        | 0                   | 0                   | 0                   | 0                   | 0                   | 0                   | 0                   | 0                   | 0                     | 0                     | 0                     |
| DORADO                       | 0                        | 0                   | 0                   | 0                   | 0                   | 0                   | 0                   | 0                   | 0                   | 0                     | 0                     | 0                     |
| TOA BAJA                     | 1                        | 0                   | 1                   | 0                   | 1                   | 0                   | 0                   | 0                   | 0                   | 0                     | 0                     | 0                     |
| REGIÓN DE CAGUAS             | 13                       | 5                   | 0                   | 4                   | 2                   | 1                   | 0                   | 0                   | 0                   | 1                     | 0                     | 1                     |
| ÁREA DE CAGUAS               | 11                       | 3                   | 0                   | 2                   | 2                   | 0                   | 0                   | 0                   | 0                   | 0                     | 0                     | 0                     |
| AGUAS BUENAS                 | 0                        | 1                   | 0                   | 0                   | 0                   | 0                   | 0                   | 0                   | 0                   | 0                     | 0                     | 0                     |
| CAGUAS                       | 6                        | 1                   | 0                   | 1                   | 1                   | 0                   | 0                   | 0                   | 0                   | 0                     | 0                     | 0                     |
| GURABO                       | 1                        | 0                   | 0                   | 0                   | 0                   | 0                   | 0                   | 0                   | 0                   | 0                     | 0                     | 0                     |
| JUNCOS                       | 3                        | 0                   | 0                   | 1                   | 0                   | 0                   | 0                   | 0                   | 0                   | 0                     | 0                     | 0                     |

Tabla 64 - MORTALIDAD INFANTIL POR REGIÓN DE SALUD, MUNICIPIO DE RESIDENCIA Y SUBDIVISIÓN DEL PRIMER AÑO DE VIDA  
 Table 64 - INFANT MORTALITY BY HEALTH REGIONS, MUNICIPALITY OF RESIDENCE AND SUBDIVISIÓN OF FIRST YEAR OF LIFE  
 PUERTO RICO, 2000

| MUNICIPIOS<br>MUNICIPALITIES | 31-59 DIAS<br>31-59 Days | 2 MESES<br>2 Months | 3 MESES<br>3 Months | 4 MESES<br>4 Months | 5 MESES<br>5 Months | 6 MESES<br>6 Months | 7 MESES<br>7 Months | 8 MESES<br>8 Months | 9 MESES<br>9 Months | 10 MESES<br>10 Months | 11 MESES<br>11 Months | SIN ESPEC.<br>UNSPEC. |
|------------------------------|--------------------------|---------------------|---------------------|---------------------|---------------------|---------------------|---------------------|---------------------|---------------------|-----------------------|-----------------------|-----------------------|
| SAN LORENZO                  | 1                        | 1                   | 0                   | 0                   | 1                   | 0                   | 0                   | 0                   | 0                   | 0                     | 0                     | 0                     |
| ÁREA DE CAYEY                | 0                        | 1                   | 0                   | 1                   | 0                   | 0                   | 0                   | 0                   | 0                   | 0                     | 0                     | 1                     |
| AIBONITO                     | 0                        | 0                   | 0                   | 1                   | 0                   | 0                   | 0                   | 0                   | 0                   | 0                     | 0                     | 0                     |
| CAYEY                        | 0                        | 1                   | 0                   | 0                   | 0                   | 0                   | 0                   | 0                   | 0                   | 0                     | 0                     | 1                     |
| CIDRA                        | 0                        | 0                   | 0                   | 0                   | 0                   | 0                   | 0                   | 0                   | 0                   | 0                     | 0                     | 0                     |
| ÁREA DE HUMACAO              | 2                        | 1                   | 0                   | 1                   | 0                   | 1                   | 0                   | 0                   | 0                   | 1                     | 0                     | 0                     |
| HUMACAO                      | 1                        | 0                   | 0                   | 0                   | 0                   | 0                   | 0                   | 0                   | 0                   | 1                     | 0                     | 0                     |
| LAS PIEDRAS                  | 1                        | 0                   | 0                   | 0                   | 0                   | 0                   | 0                   | 0                   | 0                   | 0                     | 0                     | 0                     |
| MAUNABO                      | 0                        | 0                   | 0                   | 0                   | 0                   | 0                   | 0                   | 0                   | 0                   | 0                     | 0                     | 0                     |
| NAGUABO                      | 0                        | 0                   | 0                   | 1                   | 0                   | 1                   | 0                   | 0                   | 0                   | 0                     | 0                     | 0                     |
| YABUCOA                      | 0                        | 1                   | 0                   | 0                   | 0                   | 0                   | 0                   | 0                   | 0                   | 0                     | 0                     | 0                     |
| REGIÓN MAYAGÜEZ              | 7                        | 3                   | 2                   | 1                   | 1                   | 0                   | 0                   | 0                   | 0                   | 0                     | 0                     | 0                     |
| ÁREA DE MAYAGÜEZ             | 4                        | 2                   | 2                   | 1                   | 1                   | 0                   | 0                   | 0                   | 0                   | 0                     | 0                     | 0                     |
| AÑASCO                       | 0                        | 1                   | 1                   | 1                   | 0                   | 0                   | 0                   | 0                   | 0                   | 0                     | 0                     | 0                     |
| CABO ROJO                    | 2                        | 0                   | 1                   | 0                   | 0                   | 0                   | 0                   | 0                   | 0                   | 0                     | 0                     | 0                     |
| HORMIGUEROS                  | 0                        | 0                   | 0                   | 0                   | 0                   | 0                   | 0                   | 0                   | 0                   | 0                     | 0                     | 0                     |
| LAS MARÍAS                   | 0                        | 0                   | 0                   | 0                   | 0                   | 0                   | 0                   | 0                   | 0                   | 0                     | 0                     | 0                     |
| MARICAO                      | 0                        | 0                   | 0                   | 0                   | 0                   | 0                   | 0                   | 0                   | 0                   | 0                     | 0                     | 0                     |
| MAYAGÜEZ                     | 2                        | 1                   | 0                   | 0                   | 0                   | 0                   | 0                   | 0                   | 0                   | 0                     | 0                     | 0                     |
| RINCÓN                       | 0                        | 0                   | 0                   | 0                   | 1                   | 0                   | 0                   | 0                   | 0                   | 0                     | 0                     | 0                     |
| ÁREA DE SAN GERMÁN           | 3                        | 1                   | 0                   | 0                   | 0                   | 0                   | 0                   | 0                   | 0                   | 0                     | 0                     | 0                     |
| LAJAS                        | 0                        | 1                   | 0                   | 0                   | 0                   | 0                   | 0                   | 0                   | 0                   | 0                     | 0                     | 0                     |
| SABANA GRANDE                | 2                        | 0                   | 0                   | 0                   | 0                   | 0                   | 0                   | 0                   | 0                   | 0                     | 0                     | 0                     |
| SAN GERMÁN                   | 1                        | 0                   | 0                   | 0                   | 0                   | 0                   | 0                   | 0                   | 0                   | 0                     | 0                     | 0                     |
| SUB REGIÓN AGUADILLA         | 3                        | 5                   | 1                   | 1                   | 1                   | 2                   | 0                   | 0                   | 0                   | 0                     | 0                     | 0                     |
| AGUADA                       | 1                        | 1                   | 0                   | 0                   | 0                   | 0                   | 0                   | 0                   | 0                   | 0                     | 0                     | 0                     |
| AGUADILLA                    | 0                        | 2                   | 0                   | 1                   | 0                   | 1                   | 0                   | 0                   | 0                   | 0                     | 0                     | 0                     |
| ISABELA                      | 0                        | 1                   | 0                   | 0                   | 0                   | 0                   | 0                   | 0                   | 0                   | 0                     | 0                     | 0                     |
| MOCA                         | 1                        | 1                   | 1                   | 0                   | 1                   | 0                   | 0                   | 0                   | 0                   | 0                     | 0                     | 0                     |
| SAN SEBASTIÁN                | 1                        | 0                   | 0                   | 0                   | 0                   | 1                   | 0                   | 0                   | 0                   | 0                     | 0                     | 0                     |
| REGIÓN PONCE                 | 11                       | 2                   | 1                   | 1                   | 3                   | 2                   | 1                   | 1                   | 0                   | 0                     | 1                     | 0                     |
| ÁREA DE GUAYAMA              | 3                        | 1                   | 0                   | 1                   | 0                   | 0                   | 0                   | 0                   | 0                   | 0                     | 0                     | 0                     |
| ARROYO                       | 1                        | 1                   | 0                   | 1                   | 0                   | 0                   | 0                   | 0                   | 0                   | 0                     | 0                     | 0                     |
| GUAYAMA                      | 1                        | 0                   | 0                   | 0                   | 0                   | 0                   | 0                   | 0                   | 0                   | 0                     | 0                     | 0                     |
| PATILLAS                     | 1                        | 0                   | 0                   | 0                   | 0                   | 0                   | 0                   | 0                   | 0                   | 0                     | 0                     | 0                     |
| SALINAS                      | 0                        | 0                   | 0                   | 0                   | 0                   | 0                   | 0                   | 0                   | 0                   | 0                     | 0                     | 0                     |
| ÁREA DE PONCE                | 5                        | 0                   | 0                   | 0                   | 3                   | 0                   | 1                   | 0                   | 0                   | 0                     | 1                     | 0                     |

Tabla 64 - MORTALIDAD INFANTIL POR REGIÓN DE SALUD, MUNICIPIO DE RESIDENCIA Y SUBDIVISIÓN DEL PRIMER AÑO DE VIDA  
 Table 64 - INFANT MORTALITY BY HEALTH REGIONS, MUNICIPALITY OF RESIDENCE AND SUBDIVISIÓN OF FIRST YEAR OF LIFE  
 PUERTO RICO, 2000

| MUNICIPIOS<br>MUNICIPALITIES | 31-59 DIAS<br>31-59 Days | 2 MESES<br>2 Months | 3 MESES<br>3 Months | 4 MESES<br>4 Months | 5 MESES<br>5 Months | 6 MESES<br>6 Months | 7 MESES<br>7 Months | 8 MESES<br>8 Months | 9 MESES<br>9 Months | 10 MESES<br>10 Months | 11 MESES<br>11 Months | SIN ESPEC.<br>UNSPEC. |
|------------------------------|--------------------------|---------------------|---------------------|---------------------|---------------------|---------------------|---------------------|---------------------|---------------------|-----------------------|-----------------------|-----------------------|
| ADJUNTAS                     | 0                        | 0                   | 0                   | 0                   | 0                   | 0                   | 0                   | 0                   | 0                   | 0                     | 0                     | 0                     |
| COAMO                        | 0                        | 0                   | 0                   | 0                   | 1                   | 0                   | 0                   | 0                   | 0                   | 0                     | 0                     | 0                     |
| JAYUYA                       | 0                        | 0                   | 0                   | 0                   | 1                   | 0                   | 0                   | 0                   | 0                   | 0                     | 0                     | 0                     |
| JUANA DÍAZ                   | 1                        | 0                   | 0                   | 0                   | 0                   | 0                   | 0                   | 0                   | 0                   | 0                     | 0                     | 0                     |
| PONCE                        | 3                        | 0                   | 0                   | 0                   | 1                   | 0                   | 1                   | 0                   | 0                   | 0                     | 1                     | 0                     |
| SANTA ISABEL                 | 0                        | 0                   | 0                   | 0                   | 0                   | 0                   | 0                   | 0                   | 0                   | 0                     | 0                     | 0                     |
| VILLALBA                     | 1                        | 0                   | 0                   | 0                   | 0                   | 0                   | 0                   | 0                   | 0                   | 0                     | 0                     | 0                     |
| ÁREA DE YAUCO                | 3                        | 1                   | 1                   | 0                   | 0                   | 2                   | 0                   | 1                   | 0                   | 0                     | 0                     | 0                     |
| GUÁNICA                      | 0                        | 0                   | 0                   | 0                   | 0                   | 1                   | 0                   | 0                   | 0                   | 0                     | 0                     | 0                     |
| GUAYANILLA                   | 0                        | 0                   | 0                   | 0                   | 0                   | 0                   | 0                   | 0                   | 0                   | 0                     | 0                     | 0                     |
| PEÑUELAS                     | 1                        | 0                   | 0                   | 0                   | 0                   | 0                   | 0                   | 0                   | 0                   | 0                     | 0                     | 0                     |
| YAUCO                        | 2                        | 1                   | 1                   | 0                   | 0                   | 1                   | 0                   | 1                   | 0                   | 0                     | 0                     | 0                     |
| REGIÓN METROPOLITANA         | 6                        | 5                   | 3                   | 2                   | 3                   | 0                   | 1                   | 0                   | 1                   | 1                     | 1                     | 0                     |
| ÁREA DE CAROLINA             | 1                        | 3                   | 0                   | 1                   | 1                   | 0                   | 0                   | 0                   | 1                   | 0                     | 0                     | 0                     |
| CANÓVANAS                    | 0                        | 1                   | 0                   | 1                   | 0                   | 0                   | 0                   | 0                   | 0                   | 0                     | 0                     | 0                     |
| CAROLINA                     | 0                        | 2                   | 0                   | 0                   | 1                   | 0                   | 0                   | 0                   | 0                   | 0                     | 0                     | 0                     |
| LOÍZA                        | 0                        | 0                   | 0                   | 0                   | 0                   | 0                   | 0                   | 0                   | 0                   | 0                     | 0                     | 0                     |
| TRUJILLO ALTO                | 1                        | 0                   | 0                   | 0                   | 0                   | 0                   | 0                   | 0                   | 1                   | 0                     | 0                     | 0                     |
| ÁREA DE SAN JUAN             | 5                        | 2                   | 3                   | 1                   | 2                   | 0                   | 1                   | 0                   | 0                   | 1                     | 1                     | 0                     |
| GUAYNABO                     | 1                        | 0                   | 1                   | 1                   | 0                   | 0                   | 0                   | 0                   | 0                   | 0                     | 0                     | 0                     |
| SAN JUAN                     | 4                        | 2                   | 2                   | 0                   | 2                   | 0                   | 1                   | 0                   | 0                   | 1                     | 1                     | 0                     |
| SUB REGIÓN FAJARDO           | 4                        | 3                   | 0                   | 1                   | 0                   | 0                   | 0                   | 0                   | 0                   | 0                     | 0                     | 0                     |
| CEIBA                        | 1                        | 0                   | 0                   | 0                   | 0                   | 0                   | 0                   | 0                   | 0                   | 0                     | 0                     | 0                     |
| CULEBRA                      | 0                        | 0                   | 0                   | 0                   | 0                   | 0                   | 0                   | 0                   | 0                   | 0                     | 0                     | 0                     |
| FAJARDO                      | 1                        | 0                   | 0                   | 0                   | 0                   | 0                   | 0                   | 0                   | 0                   | 0                     | 0                     | 0                     |
| LUQUILLO                     | 1                        | 1                   | 0                   | 0                   | 0                   | 0                   | 0                   | 0                   | 0                   | 0                     | 0                     | 0                     |
| RÍO GRANDE                   | 0                        | 2                   | 0                   | 1                   | 0                   | 0                   | 0                   | 0                   | 0                   | 0                     | 0                     | 0                     |
| VIEQUES                      | 1                        | 0                   | 0                   | 0                   | 0                   | 0                   | 0                   | 0                   | 0                   | 0                     | 0                     | 0                     |
| P R NO ESPECIFICADO          | 0                        | 0                   | 0                   | 0                   | 0                   | 0                   | 0                   | 0                   | 0                   | 0                     | 0                     | 0                     |
| NO RESIDENTE                 | 2                        | 0                   | 0                   | 0                   | 0                   | 0                   | 0                   | 0                   | 0                   | 0                     | 0                     | 0                     |
| DESCONOCIDOS                 | 0                        | 0                   | 0                   | 0                   | 0                   | 0                   | 0                   | 0                   | 0                   | 0                     | 0                     | 0                     |

FUENTE: DEPARTAMENTO DE SALUD, SAPEESI, DIVISIÓN DE ESTADÍSTICAS, SAN JUAN, PR.  
 SOURCE: DEPARTMENT OF HEALTH, ASPESIS, DIVISION OF STATISTICS, SAN JUAN, PR.

Tabla 65 - TASAS DE MORTALIDAD INFANTIL POR REGIONES DE SALUD, MUNICIPIO DE RESIDENCIA Y PRIMERAS SEIS CAUSAS ESPECÍFICAS  
 Table 65 - INFANT MORTALITY RATES BY HEALTH REGIONS, MUNICIPALITY OF RESIDENCE AND FIRST SIX SPECIFIC CAUSES  
 PUERTO RICO, 2000

| MUNICIPIOS<br>MUNICIPALITIES | TOTAL        |              | Trastornos Gestación Corta<br>Disorders Short Gestation |              | Malformaciones Conge.<br>Congenital Malformations |              | Sepsis Bacteriana<br>Bacterial Sepsis |              | Otros Trastornos Resp.<br>Other Respiratory Dis. |              | Dificultad Respiratoria<br>Respiratory Distress |              | Otros Trastornos Perin.<br>Other Perinatal Cond. |              |
|------------------------------|--------------|--------------|---------------------------------------------------------|--------------|---------------------------------------------------|--------------|---------------------------------------|--------------|--------------------------------------------------|--------------|-------------------------------------------------|--------------|--------------------------------------------------|--------------|
|                              | Núm.<br>Num. | Tasa<br>Rate | Núm.<br>Num.                                            | Tasa<br>Rate | Núm.<br>Num.                                      | Tasa<br>Rate | Núm.<br>Num.                          | Tasa<br>Rate | Núm.<br>Num.                                     | Tasa<br>Rate | Núm.<br>Num.                                    | Tasa<br>Rate | Núm.<br>Num.                                     | Tasa<br>Rate |
| <b>TOTAL</b>                 | <b>589</b>   | <b>9.9</b>   | <b>105</b>                                              | <b>1.8</b>   | <b>96</b>                                         | <b>1.6</b>   | <b>77</b>                             | <b>1.3</b>   | <b>66</b>                                        | <b>1.1</b>   | <b>43</b>                                       | <b>0.7</b>   | <b>41</b>                                        | <b>0.7</b>   |
| REGIÓN ARECIBO               | 59           | 8.2          | 13                                                      | 1.8          | 9                                                 | 1.2          | 5                                     | 0.7          | 8                                                | 1.1          | 4                                               | 0.6          | 5                                                | 0.7          |
| ÁREA DE ARECIBO              | 32           | 8.2          | 8                                                       | 2.0          | 4                                                 | 1.0          | 3                                     | 0.8          | 5                                                | 1.3          | 3                                               | 0.8          | 2                                                | 0.5          |
| ARECIBO                      | 10           | 6.8          | 3                                                       | 2.0          | 1                                                 | 0.7          | 0                                     | 0.0          | 2                                                | 1.4          | 0                                               | 0.0          | 2                                                | 1.4          |
| CAMUY                        | 1            | 1.9          | 0                                                       | 0.0          | 0                                                 | 0.0          | 0                                     | 0.0          | 1                                                | 1.9          | 0                                               | 0.0          | 0                                                | 0.0          |
| HATILLO                      | 4            | 7.6          | 1                                                       | 1.9          | 0                                                 | 0.0          | 1                                     | 1.9          | 0                                                | 0.0          | 1                                               | 1.9          | 0                                                | 0.0          |
| LARES                        | 6            | 11.6         | 1                                                       | 1.9          | 2                                                 | 3.9          | 0                                     | 0.0          | 0                                                | 0.0          | 1                                               | 1.9          | 0                                                | 0.0          |
| QUEBRADILLAS                 | 6            | 15.8         | 1                                                       | 2.6          | 0                                                 | 0.0          | 1                                     | 2.6          | 1                                                | 2.6          | 1                                               | 2.6          | 0                                                | 0.0          |
| UTUADO                       | 5            | 10.2         | 2                                                       | 4.1          | 1                                                 | 2.0          | 1                                     | 2.0          | 1                                                | 2.0          | 0                                               | 0.0          | 0                                                | 0.0          |
| ÁREA DE MANATÍ               | 27           | 8.1          | 5                                                       | 1.5          | 5                                                 | 1.5          | 2                                     | 0.6          | 3                                                | 0.9          | 1                                               | 0.3          | 3                                                | 0.9          |
| BARCELONETA                  | 2            | 5.0          | 1                                                       | 2.5          | 0                                                 | 0.0          | 0                                     | 0.0          | 0                                                | 0.0          | 0                                               | 0.0          | 0                                                | 0.0          |
| CIALES                       | 3            | 9.0          | 0                                                       | 0.0          | 1                                                 | 3.0          | 0                                     | 0.0          | 1                                                | 3.0          | 0                                               | 0.0          | 0                                                | 0.0          |
| FLORIDA                      | 1            | 5.1          | 0                                                       | 0.0          | 1                                                 | 5.1          | 0                                     | 0.0          | 0                                                | 0.0          | 0                                               | 0.0          | 0                                                | 0.0          |
| MANATÍ                       | 4            | 5.1          | 0                                                       | 0.0          | 0                                                 | 0.0          | 0                                     | 0.0          | 1                                                | 1.3          | 1                                               | 1.3          | 0                                                | 0.0          |
| MOROVIS                      | 7            | 12.8         | 2                                                       | 3.7          | 2                                                 | 3.7          | 0                                     | 0.0          | 0                                                | 0.0          | 0                                               | 0.0          | 2                                                | 3.7          |
| VEGA BAJA                    | 10           | 9.4          | 2                                                       | 1.9          | 1                                                 | 0.9          | 2                                     | 1.9          | 1                                                | 0.9          | 0                                               | 0.0          | 1                                                | 0.9          |
| REGIÓN BAYAMÓN               | 83           | 8.2          | 15                                                      | 1.5          | 13                                                | 1.3          | 9                                     | 0.9          | 11                                               | 1.1          | 3                                               | 0.3          | 13                                               | 1.3          |
| ÁREA BARRANQUITAS            | 21           | 9.1          | 4                                                       | 1.7          | 3                                                 | 1.3          | 3                                     | 1.3          | 4                                                | 1.7          | 1                                               | 0.4          | 3                                                | 1.3          |
| BARRANQUITAS                 | 9            | 19.8         | 2                                                       | 4.4          | 1                                                 | 2.2          | 0                                     | 0.0          | 3                                                | 6.6          | 0                                               | 0.0          | 2                                                | 4.4          |
| COMERÍO                      | 2            | 6.1          | 0                                                       | 0.0          | 1                                                 | 3.0          | 0                                     | 0.0          | 0                                                | 0.0          | 0                                               | 0.0          | 0                                                | 0.0          |
| COROZAL                      | 5            | 8.4          | 1                                                       | 1.7          | 1                                                 | 1.7          | 2                                     | 3.4          | 0                                                | 0.0          | 1                                               | 1.7          | 0                                                | 0.0          |
| NARANJITO                    | 0            | 0.0          | 0                                                       | 0.0          | 0                                                 | 0.0          | 0                                     | 0.0          | 0                                                | 0.0          | 0                                               | 0.0          | 0                                                | 0.0          |
| ORCOVOIS                     | 5            | 12.8         | 1                                                       | 2.6          | 0                                                 | 0.0          | 1                                     | 2.6          | 1                                                | 2.6          | 0                                               | 0.0          | 1                                                | 2.6          |
| ÁREA DE BAYAMÓN              | 42           | 8.2          | 8                                                       | 1.6          | 5                                                 | 1.0          | 2                                     | 0.4          | 4                                                | 0.8          | 2                                               | 0.4          | 8                                                | 1.6          |
| BAYAMÓN                      | 31           | 9.0          | 6                                                       | 1.7          | 2                                                 | 0.6          | 2                                     | 0.6          | 3                                                | 0.9          | 2                                               | 0.6          | 7                                                | 2.0          |
| TOA ALTA                     | 5            | 4.8          | 1                                                       | 1.0          | 2                                                 | 1.9          | 0                                     | 0.0          | 1                                                | 1.0          | 0                                               | 0.0          | 0                                                | 0.0          |
| VEGA ALTA                    | 6            | 10.0         | 1                                                       | 1.7          | 1                                                 | 1.7          | 0                                     | 0.0          | 0                                                | 0.0          | 0                                               | 0.0          | 1                                                | 1.7          |
| ÁREA DE CATAÑO               | 20           | 7.4          | 3                                                       | 1.1          | 5                                                 | 1.8          | 4                                     | 1.5          | 3                                                | 1.1          | 0                                               | 0.0          | 2                                                | 0.7          |
| CATAÑO                       | 4            | 7.8          | 1                                                       | 1.9          | 0                                                 | 0.0          | 2                                     | 3.9          | 0                                                | 0.0          | 0                                               | 0.0          | 1                                                | 1.9          |
| DORADO                       | 2            | 3.1          | 0                                                       | 0.0          | 0                                                 | 0.0          | 1                                     | 1.5          | 1                                                | 1.5          | 0                                               | 0.0          | 0                                                | 0.0          |
| TOA BAJA                     | 14           | 9.0          | 2                                                       | 1.3          | 5                                                 | 3.2          | 1                                     | 0.6          | 2                                                | 1.3          | 0                                               | 0.0          | 1                                                | 0.6          |
| REGIÓN DE CAGUAS             | 94           | 10.4         | 14                                                      | 1.5          | 15                                                | 1.7          | 16                                    | 1.8          | 14                                               | 1.5          | 4                                               | 0.4          | 5                                                | 0.6          |
| ÁREA DE CAGUAS               | 54           | 12.1         | 9                                                       | 2.0          | 5                                                 | 1.1          | 9                                     | 2.0          | 8                                                | 1.8          | 2                                               | 0.4          | 4                                                | 0.9          |
| AGUAS BUENAS                 | 7            | 15.1         | 0                                                       | 0.0          | 2                                                 | 4.3          | 2                                     | 4.3          | 1                                                | 2.2          | 0                                               | 0.0          | 0                                                | 0.0          |
| CAGUAS                       | 29           | 12.7         | 5                                                       | 2.2          | 1                                                 | 0.4          | 5                                     | 2.2          | 7                                                | 3.1          | 1                                               | 0.4          | 2                                                | 0.9          |
| GURABO                       | 4            | 7.1          | 2                                                       | 3.6          | 0                                                 | 0.0          | 0                                     | 0.0          | 0                                                | 0.0          | 1                                               | 1.8          | 0                                                | 0.0          |



Tabla 65 - TASAS DE MORTALIDAD INFANTIL POR REGIONES DE SALUD, MUNICIPIO DE RESIDENCIA Y PRIMERAS SEIS CAUSAS ESPECÍFICAS  
 Table 65 - INFANT MORTALITY RATES BY HEALTH REGIONS, MUNICIPALITY OF RESIDENCE AND FIRST SIX SPECIFIC CAUSES  
 PUERTO RICO, 2000

| MUNICIPIOS<br>MUNICIPALITIES | TOTAL        |              | Trastornos Gestación Corta<br>Disorders Short Gestation |              | Malformaciones Conge.<br>Congenital Malformations |              | Sepsis Bacteriana<br>Bacterial Sepsis |              | Otros Trastornos Resp.<br>Other Respiratory Dis. |              | Dificultad Respiratoria<br>Respiratory Distress |              | Otros Trastornos Perin.<br>Other Perinatal Cond. |              |
|------------------------------|--------------|--------------|---------------------------------------------------------|--------------|---------------------------------------------------|--------------|---------------------------------------|--------------|--------------------------------------------------|--------------|-------------------------------------------------|--------------|--------------------------------------------------|--------------|
|                              | Núm.<br>Num. | Tasa<br>Rate | Núm.<br>Num.                                            | Tasa<br>Rate | Núm.<br>Num.                                      | Tasa<br>Rate | Núm.<br>Num.                          | Tasa<br>Rate | Núm.<br>Num.                                     | Tasa<br>Rate | Núm.<br>Num.                                    | Tasa<br>Rate | Núm.<br>Num.                                     | Tasa<br>Rate |
| JUNCOS                       | 7            | 11.6         | 1                                                       | 1.7          | 1                                                 | 1.7          | 1                                     | 1.7          | 0                                                | 0.0          | 0                                               | 0.0          | 0                                                | 0.0          |
| SAN LORENZO                  | 7            | 12.3         | 1                                                       | 1.8          | 1                                                 | 1.8          | 1                                     | 1.8          | 0                                                | 0.0          | 0                                               | 0.0          | 2                                                | 3.5          |
| ÁREA DE CAYEY                | 15           | 8.3          | 1                                                       | 0.6          | 4                                                 | 2.2          | 3                                     | 1.7          | 2                                                | 1.1          | 1                                               | 0.6          | 1                                                | 0.6          |
| AIBONITO                     | 3            | 6.9          | 0                                                       | 0.0          | 0                                                 | 0.0          | 0                                     | 0.0          | 1                                                | 2.3          | 1                                               | 2.3          | 0                                                | 0.0          |
| CAYEY                        | 4            | 5.4          | 1                                                       | 1.3          | 0                                                 | 0.0          | 1                                     | 1.3          | 0                                                | 0.0          | 0                                               | 0.0          | 1                                                | 1.3          |
| CIDRA                        | 8            | 12.9         | 0                                                       | 0.0          | 4                                                 | 6.5          | 2                                     | 3.2          | 1                                                | 1.6          | 0                                               | 0.0          | 0                                                | 0.0          |
| ÁREA DE HUMACAO              | 25           | 9.0          | 4                                                       | 1.4          | 6                                                 | 2.2          | 4                                     | 1.4          | 4                                                | 1.4          | 1                                               | 0.4          | 0                                                | 0.0          |
| HUMACAO                      | 9            | 8.6          | 1                                                       | 1.0          | 2                                                 | 1.9          | 2                                     | 1.9          | 1                                                | 1.0          | 1                                               | 1.0          | 0                                                | 0.0          |
| LAS PIEDRAS                  | 3            | 5.3          | 0                                                       | 0.0          | 0                                                 | 0.0          | 0                                     | 0.0          | 1                                                | 1.8          | 0                                               | 0.0          | 0                                                | 0.0          |
| MAUNABO                      | 1            | 6.0          | 0                                                       | 0.0          | 0                                                 | 0.0          | 0                                     | 0.0          | 0                                                | 0.0          | 0                                               | 0.0          | 0                                                | 0.0          |
| NAGUABO                      | 8            | 21.5         | 2                                                       | 5.4          | 2                                                 | 5.4          | 0                                     | 0.0          | 2                                                | 5.4          | 0                                               | 0.0          | 0                                                | 0.0          |
| YABUCOA                      | 4            | 6.5          | 1                                                       | 1.6          | 1                                                 | 1.6          | 1                                     | 1.6          | 0                                                | 0.0          | 0                                               | 0.0          | 0                                                | 0.0          |
| REGIÓN MAYAGÜEZ              | 57           | 13.0         | 8                                                       | 1.8          | 7                                                 | 1.6          | 8                                     | 1.8          | 8                                                | 1.8          | 5                                               | 1.1          | 2                                                | 0.5          |
| ÁREA DE MAYAGÜEZ             | 40           | 12.8         | 5                                                       | 1.6          | 4                                                 | 1.3          | 7                                     | 2.2          | 7                                                | 2.2          | 3                                               | 1.0          | 1                                                | 0.3          |
| AÑASCO                       | 8            | 19.6         | 1                                                       | 2.5          | 0                                                 | 0.0          | 1                                     | 2.5          | 1                                                | 2.5          | 0                                               | 0.0          | 0                                                | 0.0          |
| CABO ROJO                    | 12           | 17.9         | 0                                                       | 0.0          | 2                                                 | 3.0          | 4                                     | 6.0          | 1                                                | 1.5          | 3                                               | 4.5          | 0                                                | 0.0          |
| HORMIGUEROS                  | 2            | 8.3          | 0                                                       | 0.0          | 0                                                 | 0.0          | 1                                     | 4.2          | 1                                                | 4.2          | 0                                               | 0.0          | 0                                                | 0.0          |
| LAS MARIAS                   | 1            | 6.7          | 0                                                       | 0.0          | 1                                                 | 6.7          | 0                                     | 0.0          | 0                                                | 0.0          | 0                                               | 0.0          | 0                                                | 0.0          |
| MARICAO                      | 0            | 0.0          | 0                                                       | 0.0          | 0                                                 | 0.0          | 0                                     | 0.0          | 0                                                | 0.0          | 0                                               | 0.0          | 0                                                | 0.0          |
| MAYAGÜEZ                     | 13           | 9.8          | 3                                                       | 2.3          | 1                                                 | 0.8          | 0                                     | 0.0          | 4                                                | 3.0          | 0                                               | 0.0          | 1                                                | 0.8          |
| RINCÓN                       | 4            | 18.5         | 1                                                       | 4.6          | 0                                                 | 0.0          | 1                                     | 4.6          | 0                                                | 0.0          | 0                                               | 0.0          | 0                                                | 0.0          |
| ÁREA DE SAN GERMÁN           | 17           | 13.4         | 3                                                       | 2.4          | 3                                                 | 2.4          | 1                                     | 0.8          | 1                                                | 0.8          | 2                                               | 1.6          | 1                                                | 0.8          |
| LAJAS                        | 6            | 15.8         | 2                                                       | 5.3          | 0                                                 | 0.0          | 1                                     | 2.6          | 0                                                | 0.0          | 1                                               | 2.6          | 1                                                | 2.6          |
| SABANA GRANDE                | 6            | 16.3         | 1                                                       | 2.7          | 3                                                 | 8.1          | 0                                     | 0.0          | 0                                                | 0.0          | 0                                               | 0.0          | 0                                                | 0.0          |
| SAN GERMÁN                   | 5            | 9.7          | 0                                                       | 0.0          | 0                                                 | 0.0          | 0                                     | 0.0          | 1                                                | 1.9          | 1                                               | 1.9          | 0                                                | 0.0          |
| SUB REGIÓN AGUADILLA         | 42           | 12.2         | 7                                                       | 2.0          | 8                                                 | 2.3          | 4                                     | 1.2          | 5                                                | 1.4          | 2                                               | 0.6          | 0                                                | 0.0          |
| AGUADA                       | 4            | 6.7          | 0                                                       | 0.0          | 0                                                 | 0.0          | 0                                     | 0.0          | 0                                                | 0.0          | 1                                               | 1.7          | 0                                                | 0.0          |
| AGUADILLA                    | 11           | 12.4         | 0                                                       | 0.0          | 2                                                 | 2.3          | 1                                     | 1.1          | 3                                                | 3.4          | 0                                               | 0.0          | 0                                                | 0.0          |
| ISABELA                      | 9            | 13.2         | 3                                                       | 4.4          | 0                                                 | 0.0          | 2                                     | 2.9          | 2                                                | 2.9          | 0                                               | 0.0          | 0                                                | 0.0          |
| MOCA                         | 9            | 14.0         | 2                                                       | 3.1          | 3                                                 | 4.7          | 0                                     | 0.0          | 0                                                | 0.0          | 1                                               | 1.6          | 0                                                | 0.0          |
| SAN SEBASTIÁN                | 9            | 14.2         | 2                                                       | 3.1          | 3                                                 | 4.7          | 1                                     | 1.6          | 0                                                | 0.0          | 0                                               | 0.0          | 0                                                | 0.0          |
| REGIÓN PONCE                 | 112          | 11.5         | 23                                                      | 2.4          | 23                                                | 2.4          | 12                                    | 1.2          | 10                                               | 1.0          | 12                                              | 1.2          | 6                                                | 0.6          |
| ÁREA DE GUAYAMA              | 21           | 11.0         | 5                                                       | 2.6          | 5                                                 | 2.6          | 1                                     | 0.5          | 2                                                | 1.0          | 3                                               | 1.6          | 0                                                | 0.0          |
| ARROYO                       | 6            | 20.1         | 1                                                       | 3.3          | 2                                                 | 6.7          | 0                                     | 0.0          | 1                                                | 3.3          | 0                                               | 0.0          | 0                                                | 0.0          |
| GUAYAMA                      | 8            | 10.7         | 2                                                       | 2.7          | 1                                                 | 1.3          | 1                                     | 1.3          | 0                                                | 0.0          | 2                                               | 2.7          | 0                                                | 0.0          |
| PATILLAS                     | 4            | 12.7         | 2                                                       | 6.3          | 1                                                 | 3.2          | 0                                     | 0.0          | 0                                                | 0.0          | 1                                               | 3.2          | 0                                                | 0.0          |

Tabla 65 - TASAS DE MORTALIDAD INFANTIL POR REGIONES DE SALUD, MUNICIPIO DE RESIDENCIA Y PRIMERAS SEIS CAUSAS ESPECÍFICAS  
Table 65 - INFANT MORTALITY RATES BY HEALTH REGIONS, MUNICIPALITY OF RESIDENCE AND FIRST SIX SPECIFIC CAUSES  
PUERTO RICO, 2000

| MUNICIPIOS<br>MUNICIPALITIES | TOTAL        |              | Trastornos Gestación Corta<br>Disorders Short Gestation |              | Malformaciones Conge.<br>Congenital Malformations |              | Sepsis Bacteriana<br>Bacterial Sepsis |              | Otros Trastornos Resp.<br>Other Respiratory Dis. |              | Dificultad Respiratoria<br>Respiratory Distress |              | Otros Trastornos Perin.<br>Other Perinatal Cond. |              |
|------------------------------|--------------|--------------|---------------------------------------------------------|--------------|---------------------------------------------------|--------------|---------------------------------------|--------------|--------------------------------------------------|--------------|-------------------------------------------------|--------------|--------------------------------------------------|--------------|
|                              | Núm.<br>Num. | Tasa<br>Rate | Núm.<br>Num.                                            | Tasa<br>Rate | Núm.<br>Num.                                      | Tasa<br>Rate | Núm.<br>Num.                          | Tasa<br>Rate | Núm.<br>Num.                                     | Tasa<br>Rate | Núm.<br>Num.                                    | Tasa<br>Rate | Núm.<br>Num.                                     | Tasa<br>Rate |
| SALINAS                      | 3            | 5.5          | 0                                                       | 0.0          | 1                                                 | 1.8          | 0                                     | 0.0          | 1                                                | 1.8          | 0                                               | 0.0          | 0                                                | 0.0          |
| ÁREA DE PONCE                | 51           | 8.6          | 10                                                      | 1.7          | 10                                                | 1.7          | 8                                     | 1.3          | 3                                                | 0.5          | 3                                               | 0.5          | 5                                                | 0.8          |
| ADJUNTAS                     | 3            | 9.8          | 1                                                       | 3.3          | 2                                                 | 6.5          | 0                                     | 0.0          | 0                                                | 0.0          | 0                                               | 0.0          | 0                                                | 0.0          |
| COAMO                        | 5            | 8.2          | 0                                                       | 0.0          | 1                                                 | 1.6          | 1                                     | 1.6          | 2                                                | 3.3          | 1                                               | 1.6          | 0                                                | 0.0          |
| JAYUYA                       | 2            | 7.2          | 0                                                       | 0.0          | 0                                                 | 0.0          | 1                                     | 3.6          | 0                                                | 0.0          | 0                                               | 0.0          | 0                                                | 0.0          |
| JUANA DÍAZ                   | 8            | 9.4          | 2                                                       | 2.3          | 1                                                 | 1.2          | 3                                     | 3.5          | 0                                                | 0.0          | 1                                               | 1.2          | 0                                                | 0.0          |
| PONCE                        | 26           | 8.7          | 7                                                       | 2.3          | 4                                                 | 1.3          | 2                                     | 0.7          | 0                                                | 0.0          | 1                                               | 0.3          | 4                                                | 1.3          |
| SANTA ISABEL                 | 4            | 9.1          | 0                                                       | 0.0          | 2                                                 | 4.5          | 1                                     | 2.3          | 0                                                | 0.0          | 0                                               | 0.0          | 0                                                | 0.0          |
| VILLALBA                     | 3            | 6.1          | 0                                                       | 0.0          | 0                                                 | 0.0          | 0                                     | 0.0          | 1                                                | 2.0          | 0                                               | 0.0          | 1                                                | 2.0          |
| ÁREA DE YAUCO                | 40           | 21.9         | 8                                                       | 4.4          | 8                                                 | 4.4          | 3                                     | 1.6          | 5                                                | 2.7          | 6                                               | 3.3          | 1                                                | 0.5          |
| GUÁNICA                      | 4            | 13.4         | 1                                                       | 3.3          | 0                                                 | 0.0          | 0                                     | 0.0          | 2                                                | 6.7          | 0                                               | 0.0          | 0                                                | 0.0          |
| GUAYANILLA                   | 4            | 11.6         | 1                                                       | 2.9          | 0                                                 | 0.0          | 2                                     | 5.8          | 1                                                | 2.9          | 0                                               | 0.0          | 0                                                | 0.0          |
| PEÑUELAS                     | 9            | 18.7         | 1                                                       | 2.1          | 2                                                 | 4.1          | 1                                     | 2.1          | 1                                                | 2.1          | 1                                               | 2.1          | 1                                                | 2.1          |
| YAUCO                        | 23           | 32.8         | 5                                                       | 7.1          | 6                                                 | 8.5          | 0                                     | 0.0          | 1                                                | 1.4          | 5                                               | 7.1          | 0                                                | 0.0          |
| REGIÓN METROPOLITANA         | 111          | 8.4          | 20                                                      | 1.5          | 20                                                | 1.5          | 19                                    | 1.4          | 8                                                | 0.6          | 10                                              | 0.8          | 5                                                | 0.4          |
| ÁREA DE CAROLINA             | 34           | 6.5          | 3                                                       | 0.6          | 7                                                 | 1.3          | 6                                     | 1.1          | 2                                                | 0.4          | 6                                               | 1.1          | 3                                                | 0.6          |
| CANÓVANAS                    | 6            | 7.7          | 1                                                       | 1.3          | 3                                                 | 3.8          | 0                                     | 0.0          | 0                                                | 0.0          | 0                                               | 0.0          | 1                                                | 1.3          |
| CAROLINA                     | 13           | 4.5          | 2                                                       | 0.7          | 2                                                 | 0.7          | 4                                     | 1.4          | 0                                                | 0.0          | 2                                               | 0.7          | 0                                                | 0.0          |
| LOÍZA                        | 6            | 13.0         | 0                                                       | 0.0          | 1                                                 | 2.2          | 1                                     | 2.2          | 1                                                | 2.2          | 1                                               | 2.2          | 1                                                | 2.2          |
| TRUJILLO ALTO                | 9            | 8.0          | 0                                                       | 0.0          | 1                                                 | 0.9          | 1                                     | 0.9          | 1                                                | 0.9          | 3                                               | 2.7          | 1                                                | 0.9          |
| ÁREA DE SAN JUAN             | 77           | 9.7          | 17                                                      | 2.1          | 13                                                | 1.6          | 13                                    | 1.6          | 6                                                | 0.8          | 4                                               | 0.5          | 2                                                | 0.3          |
| GUAYNABO                     | 16           | 10.9         | 2                                                       | 1.4          | 2                                                 | 1.4          | 4                                     | 2.7          | 3                                                | 2.0          | 0                                               | 0.0          | 0                                                | 0.0          |
| SAN JUAN                     | 61           | 9.4          | 15                                                      | 2.3          | 11                                                | 1.7          | 9                                     | 1.4          | 3                                                | 0.5          | 4                                               | 0.6          | 2                                                | 0.3          |
| SUB REGIÓN FAJARDO           | 17           | 7.6          | 1                                                       | 0.4          | 1                                                 | 0.4          | 3                                     | 1.3          | 1                                                | 0.4          | 2                                               | 0.9          | 1                                                | 0.4          |
| CEIBA                        | 1            | 3.4          | 0                                                       | 0.0          | 0                                                 | 0.0          | 0                                     | 0.0          | 0                                                | 0.0          | 0                                               | 0.0          | 0                                                | 0.0          |
| CULEBRA                      | 0            | 0.0          | 0                                                       | 0.0          | 0                                                 | 0.0          | 0                                     | 0.0          | 0                                                | 0.0          | 0                                               | 0.0          | 0                                                | 0.0          |
| FAJARDO                      | 5            | 7.6          | 0                                                       | 0.0          | 0                                                 | 0.0          | 2                                     | 3.1          | 0                                                | 0.0          | 1                                               | 1.5          | 1                                                | 1.5          |
| LUQUILLO                     | 2            | 6.7          | 0                                                       | 0.0          | 1                                                 | 3.4          | 0                                     | 0.0          | 0                                                | 0.0          | 0                                               | 0.0          | 0                                                | 0.0          |
| RÍO GRANDE                   | 7            | 8.5          | 1                                                       | 1.2          | 0                                                 | 0.0          | 1                                     | 1.2          | 0                                                | 0.0          | 1                                               | 1.2          | 0                                                | 0.0          |
| VIEQUES                      | 2            | 15.6         | 0                                                       | 0.0          | 0                                                 | 0.0          | 0                                     | 0.0          | 1                                                | 7.8          | 0                                               | 0.0          | 0                                                | 0.0          |
| P R NO ESPECIFICADO          | 0            | 0.0          | 0                                                       | 0.0          | 0                                                 | 0.0          | 0                                     | 0.0          | 0                                                | 0.0          | 0                                               | 0.0          | 0                                                | 0.0          |
| NO RESIDENTE                 | 14           | 0.0          | 4                                                       | 0.0          | 0                                                 | 0.0          | 1                                     | 0.0          | 1                                                | 0.0          | 1                                               | 0.0          | 4                                                | 0.0          |
| DESCONOCIDOS                 | 0            | 0.0          | 0                                                       | 0.0          | 0                                                 | 0.0          | 0                                     | 0.0          | 0                                                | 0.0          | 0                                               | 0.0          | 0                                                | 0.0          |

FUENTE: DEPARTAMENTO DE SALUD, SAPEESI, DIVISIÓN DE ESTADÍSTICAS, SAN JUAN, PUERTO RICO.

SOURCE: DEPARTMENT OF HEALTH, ASPESIS, DIVISION OF STATISTICS, SAN JUAN, PUERTO RICO.

Tabla 66 - MORTALIDAD INFANTIL POR CAUSAS Y PESO AL NACER  
 Table 66 - INFANT MORTALITY BY CAUSES AND BIRTH WEIGHT  
 PUERTO RICO, 2000

| CAUSAS - CAUSES                                                                                                                                                                                            | PESO AL NACER - BIRTH WEIGHT |           |                    |                          |                          |                          |                          |                            |
|------------------------------------------------------------------------------------------------------------------------------------------------------------------------------------------------------------|------------------------------|-----------|--------------------|--------------------------|--------------------------|--------------------------|--------------------------|----------------------------|
|                                                                                                                                                                                                            | TOTAL                        | < 1 LB    | 1 LB<br>2 LBS-3 OZ | 2 LBS-4 OZ<br>3 LBS-4 OZ | 3 LBS-5 OZ<br>4 LBS-6 OZ | 4 LBS-7 OZ<br>5 LBS-8 OZ | 5 LBS-9 OZ<br>6 LBS-9 OZ | 6 LBS-10 OZ<br>7 LBS-11 OZ |
| <b>TODAS LAS CAUSAS</b><br><b>ALL CAUSES</b>                                                                                                                                                               | <b>589</b>                   | <b>10</b> | <b>237</b>         | <b>71</b>                | <b>56</b>                | <b>49</b>                | <b>63</b>                | <b>62</b>                  |
| TRASTORNOS RELACIONADOS CON LA DURACION DE LA GESTACIÓN Y<br>DESNUTRICIÓN FETAL<br>DISORDER RELATED TO LENGTH OF GESTATION AND FETAL<br>MALNUTRITION                                                       | 105                          | 4         | 74                 | 14                       | 6                        | 3                        | 1                        | 0                          |
| MALFORMACIONES CONGÉNITAS, DEFORMIDADES Y<br>ANOMALÍAS CROMOSÓMICAS<br>CONGENITAL MALFORMATIONS, DEFORMATIONS AND<br>CHROMOSOMAL ABNORMALITIES                                                             | 96                           | 0         | 9                  | 7                        | 22                       | 17                       | 20                       | 16                         |
| SEPSIS BACTERIANA DEL RECIÉN NACIDO<br>BACTERIAL SEPSIS OF NEWBORN                                                                                                                                         | 77                           | 0         | 35                 | 15                       | 7                        | 5                        | 6                        | 8                          |
| OTROS TRASTORNOS RESPIRATORIOS ORIGINADOS EN EL<br>PERÍODO PERINATAL<br>OTHER RESPIRATORY CONDITIONS ORIGINATING IN THE<br>PERINATAL PERIOD                                                                | 66                           | 0         | 27                 | 8                        | 6                        | 4                        | 8                        | 6                          |
| DIFICULTAD RESPIRATORIA DEL RECIÉN NACIDO<br>RESPIRATORY DISTRESS OF NEWBORN                                                                                                                               | 43                           | 0         | 28                 | 4                        | 4                        | 2                        | 0                        | 0                          |
| OTRAS CONDICIONES PERINATALES<br>OTHER PERINATAL CONDITION                                                                                                                                                 | 41                           | 2         | 16                 | 4                        | 2                        | 2                        | 7                        | 5                          |
| ENFERMEDADES DEL SISTEMA CIRCULATORIO<br>DISEASES OF THE CIRCULATORY SYSTEM                                                                                                                                | 14                           | 0         | 5                  | 1                        | 0                        | 1                        | 1                        | 5                          |
| ENFERMEDADES INFECCIOSAS Y PARASITARIAS<br>INFECTIOUS AND PARASITIC DISEASES                                                                                                                               | 14                           | 0         | 5                  | 2                        | 0                        | 1                        | 2                        | 3                          |
| CAUSAS EXTERNAS DE MORTALIDAD<br>EXTERNAL CAUSES OF MORTALITY                                                                                                                                              | 13                           | 0         | 1                  | 0                        | 1                        | 2                        | 2                        | 4                          |
| RECIÉN NACIDO AFECTADO POR FACTORES MATEERNAS Y POR<br>COMPLICACIONES DEL EMBARAZO, PARTO Y ALUMBRAMIENTO<br>NEWBORN AFFECTED BY MATERNAL FACTORS AND BY<br>COMPLICATIONS OF PREGNANCY, LABOR AND DELIVERY | 13                           | 3         | 3                  | 4                        | 1                        | 0                        | 1                        | 1                          |
| OTRAS CAUSAS<br>OTHER CAUSES                                                                                                                                                                               | 107                          | 1         | 34                 | 12                       | 7                        | 12                       | 15                       | 14                         |

Tabla 66 - MORTALIDAD INFANTIL POR CAUSAS Y PESO AL NACER  
 Table 66 - INFANT MORTALITY BY CAUSE AND BIRTH WEIGHT  
 PUERTO RICO, 2000

| CAUSAS<br>CAUSES                                                                                                                                                                                          | PESO AL NACER - BIRTH WEIGHT |                            |                       |                      |                    |
|-----------------------------------------------------------------------------------------------------------------------------------------------------------------------------------------------------------|------------------------------|----------------------------|-----------------------|----------------------|--------------------|
|                                                                                                                                                                                                           | 7 LBS-12 OZ<br>8 LBS-13 OZ   | 8 LBS-14 OZ<br>9 LBS-14 OZ | 9 LBS-15 OZ<br>11 LBS | 11 LBS-1 OZ<br>Y MAS | NO<br>ESPECIFICADO |
| <b>TODAS LAS CAUSAS<br/>ALL CAUSES</b>                                                                                                                                                                    | <b>20</b>                    | <b>5</b>                   | <b>0</b>              | <b>1</b>             | <b>15</b>          |
| TRASTORNOS RELACIONADOS CON LA DURACION DE LA GESTACIÓN Y<br>DESNUTRICIÓN FETAL<br>DISORDER RELATED TO LENGTH OF GESTATION AND FETAL<br>MALNUTRITION                                                      | 0                            | 0                          | 0                     | 0                    | 3                  |
| MALFORMACIONES CONGÉNITAS, DEFORMIDADES Y<br>ANOMALÍAS CROMOSÓMICAS<br>CONGENITAL MALFORMATIONS, DEFORMATIONS AND<br>CHROMOSOMAL ABNORMALITIES                                                            | 3                            | 2                          | 0                     | 0                    | 0                  |
| SEPSIS BACTERIANA DEL RECIÉN NACIDO<br>BACTERIAL SEPSIS OF NEWBORN                                                                                                                                        | 0                            | 1                          | 0                     | 0                    | 0                  |
| OTROS TRASTORNOS RESPIRATORIOS ORIGINADOS EN EL<br>PERÍODO PERINATAL<br>OTHER RESPIRATORY CONDITIONS ORIGINATING IN THE<br>PERINATAL PERIOD                                                               | 5                            | 0                          | 0                     | 1                    | 1                  |
| DIFICULTAD RESPIRATORIA DEL RECIÉN NACIDO<br>RESPIRATORY DISTRESS OF NEWBORN                                                                                                                              | 1                            | 0                          | 0                     | 0                    | 4                  |
| OTRAS CONDICIONES PERINATALES<br>OTHER PERINATAL CONDITION                                                                                                                                                | 0                            | 0                          | 0                     | 0                    | 3                  |
| ENFERMEDADES DEL SISTEMA CIRCULATORIO<br>DISEASES OF THE CIRCULATORY SYSTEM                                                                                                                               | 1                            | 0                          | 0                     | 0                    | 0                  |
| ENFERMEDADES INFECCIOSAS Y PARASITARIAS<br>INFECTIOUS AND PARASITIC DISEASES                                                                                                                              | 1                            | 0                          | 0                     | 0                    | 0                  |
| CAUSAS EXTERNAS DE MORTALIDAD<br>EXTERNAL CAUSES OF MORTALITY                                                                                                                                             | 3                            | 0                          | 0                     | 0                    | 0                  |
| RECIÉN NACIDO AFECTADO POR FACTORES MATERNAS Y POR<br>COMPLICACIONES DEL EMBARAZO, PARTO Y ALUMBRAMIENTO<br>NEWBORN AFFECTED BY MATERNAL FACTORS AND BY<br>COMPLICATIONS OF PREGNANCY, LABOR AND DELIVERY | 0                            | 0                          | 0                     | 0                    | 0                  |
| OTRAS CAUSAS<br>OTHER CAUSES                                                                                                                                                                              | 6                            | 2                          | 0                     | 0                    | 4                  |

FUENTE: DEPARTAMENTO DE SALUD, SAPEESI, DIVISIÓN DE ESTADÍSTICAS, SAN JUAN, PUERTO RICO.

SOURCE: DEPARTMENT OF HEALTH, ASPESIS, DIVISION OF STATISTICS, SAN JUAN, PUERTO RICO.

Tabla 67 - MORTALIDAD INFANTIL POR SEXO, PESO AL NACER Y EDAD DE LA MADRE  
 Table 67 - INFANT MORTALITY BY SEX, BIRTH WEIGHT AND MOTHER'S AGE  
 PUERTO RICO, 2000

| EDAD DE LA MADRE<br>MOTHER'S AGE | PESO AL NACER - BIRTH WEIGHT |               |                 |               |               |                 |                  |               |                 |                         |               |                 |
|----------------------------------|------------------------------|---------------|-----------------|---------------|---------------|-----------------|------------------|---------------|-----------------|-------------------------|---------------|-----------------|
|                                  | TOTAL                        |               |                 | MENOS DE 1 LB |               |                 | 1 LB - 2LBS 3 OZ |               |                 | 2 LBS 4 OZ - 3 LBS 4 OZ |               |                 |
|                                  | TOTAL                        | HOMBRES MALES | MUJERES FEMALES | TOTAL         | HOMBRES MALES | MUJERES FEMALES | TOTAL            | HOMBRES MALES | MUJERES FEMALES | TOTAL                   | HOMBRES MALES | MUJERES FEMALES |
| <b>TOTAL</b>                     | <b>589</b>                   | <b>328</b>    | <b>261</b>      | <b>10</b>     | <b>6</b>      | <b>4</b>        | <b>237</b>       | <b>132</b>    | <b>105</b>      | <b>71</b>               | <b>39</b>     | <b>32</b>       |
| MENOS DE 12 ANOS                 | 0                            | 0             | 0               | 0             | 0             | 0               | 0                | 0             | 0               | 0                       | 0             | 0               |
| 12                               | 0                            | 0             | 0               | 0             | 0             | 0               | 0                | 0             | 0               | 0                       | 0             | 0               |
| 13                               | 0                            | 0             | 0               | 0             | 0             | 0               | 0                | 0             | 0               | 0                       | 0             | 0               |
| 14                               | 4                            | 4             | 0               | 1             | 1             | 0               | 3                | 3             | 0               | 0                       | 0             | 0               |
| 15                               | 11                           | 5             | 6               | 0             | 0             | 0               | 3                | 3             | 0               | 2                       | 1             | 1               |
| 16                               | 31                           | 17            | 14              | 0             | 0             | 0               | 12               | 5             | 7               | 3                       | 1             | 2               |
| 17                               | 29                           | 14            | 15              | 1             | 1             | 0               | 10               | 7             | 3               | 8                       | 2             | 6               |
| 18                               | 25                           | 16            | 9               | 0             | 0             | 0               | 10               | 5             | 5               | 5                       | 5             | 0               |
| 19                               | 36                           | 15            | 21              | 1             | 0             | 1               | 15               | 5             | 10              | 6                       | 2             | 4               |
| 20 - 24                          | 177                          | 100           | 77              | 0             | 0             | 0               | 70               | 41            | 29              | 10                      | 4             | 6               |
| 25 - 29                          | 108                          | 64            | 44              | 4             | 2             | 2               | 43               | 23            | 20              | 14                      | 10            | 4               |
| 30 - 34                          | 101                          | 57            | 44              | 3             | 2             | 1               | 42               | 26            | 16              | 15                      | 9             | 6               |
| 35 - 39                          | 35                           | 18            | 17              | 0             | 0             | 0               | 19               | 8             | 11              | 5                       | 3             | 2               |
| 40 - 44                          | 11                           | 4             | 7               | 0             | 0             | 0               | 3                | 1             | 2               | 2                       | 1             | 1               |
| 45 - 49                          | 0                            | 0             | 0               | 0             | 0             | 0               | 0                | 0             | 0               | 0                       | 0             | 0               |
| 50 - 54                          | 0                            | 0             | 0               | 0             | 0             | 0               | 0                | 0             | 0               | 0                       | 0             | 0               |
| 55 +                             | 0                            | 0             | 0               | 0             | 0             | 0               | 0                | 0             | 0               | 0                       | 0             | 0               |
| NO ESPECIFICADA                  | 21                           | 14            | 7               | 0             | 0             | 0               | 7                | 5             | 2               | 1                       | 1             | 0               |

Tabla 67 - MORTALIDAD INFANTIL POR SEXO, PESO AL NACER Y EDAD DE LA MADRE  
 Table 67 - INFANT MORTALITY BY SEX, BIRTH WEIGHT AND MOTHER'S AGE  
 PUERTO RICO, 2000

| EDAD DE LA MADRE<br>MOTHER'S AGE | PESO AL NACER - BIRTH WEIGHT |               |                 |                         |               |                 |                         |               |                 |                           |               |                 |
|----------------------------------|------------------------------|---------------|-----------------|-------------------------|---------------|-----------------|-------------------------|---------------|-----------------|---------------------------|---------------|-----------------|
|                                  | 3 LBS 5 OZ - 4 LBS 6 OZ      |               |                 | 4 LBS 7 OZ - 5 LBS 8 OZ |               |                 | 5 LBS 9 OZ - 6 LBS 9 OZ |               |                 | 6 LBS 10 OZ - 7 LBS 11 OZ |               |                 |
|                                  | TOTAL                        | HOMBRES MALES | MUJERES FEMALES | TOTAL                   | HOMBRES MALES | MUJERES FEMALES | TOTAL                   | HOMBRES MALES | MUJERES FEMALES | TOTAL                     | HOMBRES MALES | MUJERES FEMALES |
| <b>TOTAL</b>                     | <b>56</b>                    | <b>27</b>     | <b>29</b>       | <b>49</b>               | <b>24</b>     | <b>25</b>       | <b>63</b>               | <b>35</b>     | <b>28</b>       | <b>62</b>                 | <b>39</b>     | <b>23</b>       |
| MENOS DE 12 ANOS                 | 0                            | 0             | 0               | 0                       | 0             | 0               | 0                       | 0             | 0               | 0                         | 0             | 0               |
| 12                               | 0                            | 0             | 0               | 0                       | 0             | 0               | 0                       | 0             | 0               | 0                         | 0             | 0               |
| 13                               | 0                            | 0             | 0               | 0                       | 0             | 0               | 0                       | 0             | 0               | 0                         | 0             | 0               |
| 14                               | 0                            | 0             | 0               | 0                       | 0             | 0               | 0                       | 0             | 0               | 0                         | 0             | 0               |
| 15                               | 3                            | 0             | 3               | 1                       | 0             | 1               | 2                       | 1             | 1               | 0                         | 0             | 0               |
| 16                               | 2                            | 1             | 1               | 3                       | 1             | 2               | 5                       | 4             | 1               | 3                         | 2             | 1               |
| 17                               | 1                            | 0             | 1               | 1                       | 1             | 0               | 1                       | 1             | 0               | 5                         | 2             | 3               |
| 18                               | 1                            | 0             | 1               | 3                       | 3             | 0               | 3                       | 1             | 2               | 2                         | 1             | 1               |
| 19                               | 3                            | 2             | 1               | 3                       | 2             | 1               | 5                       | 2             | 3               | 2                         | 2             | 0               |
| 20 - 24                          | 25                           | 14            | 11              | 17                      | 8             | 9               | 21                      | 10            | 11              | 20                        | 14            | 6               |
| 25 - 29                          | 8                            | 6             | 2               | 9                       | 4             | 5               | 11                      | 9             | 2               | 14                        | 7             | 7               |
| 30 - 34                          | 9                            | 2             | 7               | 7                       | 3             | 4               | 13                      | 6             | 7               | 11                        | 8             | 3               |
| 35 - 39                          | 1                            | 0             | 1               | 2                       | 2             | 0               | 2                       | 1             | 1               | 5                         | 3             | 2               |
| 40 - 44                          | 2                            | 1             | 1               | 3                       | 0             | 3               | 0                       | 0             | 0               | 0                         | 0             | 0               |
| 45 - 49                          | 0                            | 0             | 0               | 0                       | 0             | 0               | 0                       | 0             | 0               | 0                         | 0             | 0               |
| 50 - 54                          | 0                            | 0             | 0               | 0                       | 0             | 0               | 0                       | 0             | 0               | 0                         | 0             | 0               |
| 55 +                             | 0                            | 0             | 0               | 0                       | 0             | 0               | 0                       | 0             | 0               | 0                         | 0             | 0               |
| NO ESPECIFICADA                  | 1                            | 1             | 0               | 0                       | 0             | 0               | 0                       | 0             | 0               | 0                         | 0             | 0               |

Tabla 67 - MORTALIDAD INFANTIL POR SEXO, PESO AL NACER Y EDAD DE LA MADRE  
 Table 67 - INFANT MORTALITY BY SEX, BIRTH WEIGHT AND MOTHER'S AGE  
 PUERTO RICO, 2000

| EDAD DE LA MADRE<br>MOTHER'S AGE | PESO AL NACER - BIRTH WEIGHT |                  |                    |                           |                  |                    |                      |                  |                    |                   |                  |                    |                             |                  |                    |
|----------------------------------|------------------------------|------------------|--------------------|---------------------------|------------------|--------------------|----------------------|------------------|--------------------|-------------------|------------------|--------------------|-----------------------------|------------------|--------------------|
|                                  | 7 LBS 12 OZ - 8 LBS 13 OZ    |                  |                    | 8 LBS 14 OZ - 9 LBS 14 OZ |                  |                    | 9 LBS 15 OZ - 11 LBS |                  |                    | 11 LBS 1 OZ Y MAS |                  |                    | NO ESPECIFICADO-UNSPECIFIED |                  |                    |
|                                  | TOTAL                        | HOMBRES<br>MALES | MUJERES<br>FEMALES | TOTAL                     | HOMBRES<br>MALES | MUJERES<br>FEMALES | TOTAL                | HOMBRES<br>MALES | MUJERES<br>FEMALES | TOTAL             | HOMBRES<br>MALES | MUJERES<br>FEMALES | TOTAL                       | HOMBRES<br>MALES | MUJERES<br>FEMALES |
| TOTAL                            | 20                           | 13               | 7                  | 5                         | 4                | 1                  | 0                    | 0                | 0                  | 1                 | 1                | 0                  | 15                          | 8                | 7                  |
| MENOS DE 12 AÑOS                 | 0                            | 0                | 0                  | 0                         | 0                | 0                  | 0                    | 0                | 0                  | 0                 | 0                | 0                  | 0                           | 0                | 0                  |
| 12                               | 0                            | 0                | 0                  | 0                         | 0                | 0                  | 0                    | 0                | 0                  | 0                 | 0                | 0                  | 0                           | 0                | 0                  |
| 13                               | 0                            | 0                | 0                  | 0                         | 0                | 0                  | 0                    | 0                | 0                  | 0                 | 0                | 0                  | 0                           | 0                | 0                  |
| 14                               | 0                            | 0                | 0                  | 0                         | 0                | 0                  | 0                    | 0                | 0                  | 0                 | 0                | 0                  | 0                           | 0                | 0                  |
| 15                               | 0                            | 0                | 0                  | 0                         | 0                | 0                  | 0                    | 0                | 0                  | 0                 | 0                | 0                  | 0                           | 0                | 0                  |
| 16                               | 2                            | 2                | 0                  | 1                         | 1                | 0                  | 0                    | 0                | 0                  | 0                 | 0                | 0                  | 0                           | 0                | 0                  |
| 17                               | 0                            | 0                | 0                  | 0                         | 0                | 0                  | 0                    | 0                | 0                  | 0                 | 0                | 0                  | 2                           | 0                | 2                  |
| 18                               | 1                            | 1                | 0                  | 0                         | 0                | 0                  | 0                    | 0                | 0                  | 0                 | 0                | 0                  | 0                           | 0                | 0                  |
| 19                               | 1                            | 0                | 1                  | 0                         | 0                | 0                  | 0                    | 0                | 0                  | 0                 | 0                | 0                  | 0                           | 0                | 0                  |
| 20 - 24                          | 11                           | 6                | 5                  | 2                         | 2                | 0                  | 0                    | 0                | 0                  | 1                 | 1                | 0                  | 0                           | 0                | 0                  |
| 25 - 29                          | 3                            | 2                | 1                  | 2                         | 1                | 1                  | 0                    | 0                | 0                  | 0                 | 0                | 0                  | 0                           | 0                | 0                  |
| 30 - 34                          | 1                            | 1                | 0                  | 0                         | 0                | 0                  | 0                    | 0                | 0                  | 0                 | 0                | 0                  | 0                           | 0                | 0                  |
| 35 - 39                          | 0                            | 0                | 0                  | 0                         | 0                | 0                  | 0                    | 0                | 0                  | 0                 | 0                | 0                  | 1                           | 1                | 0                  |
| 40 - 44                          | 1                            | 1                | 0                  | 0                         | 0                | 0                  | 0                    | 0                | 0                  | 0                 | 0                | 0                  | 0                           | 0                | 0                  |
| 45 - 49                          | 0                            | 0                | 0                  | 0                         | 0                | 0                  | 0                    | 0                | 0                  | 0                 | 0                | 0                  | 0                           | 0                | 0                  |
| 50 - 54                          | 0                            | 0                | 0                  | 0                         | 0                | 0                  | 0                    | 0                | 0                  | 0                 | 0                | 0                  | 0                           | 0                | 0                  |
| 55 +                             | 0                            | 0                | 0                  | 0                         | 0                | 0                  | 0                    | 0                | 0                  | 0                 | 0                | 0                  | 0                           | 0                | 0                  |
| NO ESPECIFICADA                  | 0                            | 0                | 0                  | 0                         | 0                | 0                  | 0                    | 0                | 0                  | 0                 | 0                | 0                  | 12                          | 7                | 5                  |

FUENTE: DEPARTAMENTO DE SALUD, SAPEESI, DIVISIÓN DE ESTADÍSTICAS, SAN JUAN, PUERTO RICO.

SOURCE: DEPARTMENT OF HEALTH, ASPEESI, DIVISION OF STATISTICS, SAN JUAN, PUERTO RICO.

Tabla 68 - MORTALIDAD INFANTIL POR PERÍODO DE GESTACIÓN Y PESO AL NACER  
 Table 68 - INFANT MORTALITY BY GESTATION AND BIRTH WEIGHT  
 PUERTO RICO, 2000

| PESO AL NACER<br>BIRTH WEIGHT         | TOTAL      | PERIODO DE GESTACION - GESTATIONAL PERIOD |                        |                     |                        |                        |                     |                        |                           |                      |
|---------------------------------------|------------|-------------------------------------------|------------------------|---------------------|------------------------|------------------------|---------------------|------------------------|---------------------------|----------------------|
|                                       |            | <20<br>Semanas/Weeks                      | 20-27<br>Semanas/Weeks | 28<br>Semanas/Weeks | 29-31<br>Semanas/Weeks | 32-35<br>Semanas/Weeks | 36<br>Semanas/Weeks | 37-39<br>Semanas/Weeks | 40 ó Más<br>Semanas/Weeks | NO ESPEC.<br>UNSPEC. |
| <b>TOTAL</b>                          | <b>589</b> | <b>0</b>                                  | <b>226</b>             | <b>23</b>           | <b>61</b>              | <b>81</b>              | <b>32</b>           | <b>117</b>             | <b>37</b>                 | <b>12</b>            |
| MENOS DE 1 LIBRA<br>LESS THAN 1 POUND | 10         | 0                                         | 10                     | 0                   | 0                      | 0                      | 0                   | 0                      | 0                         | 0                    |
| 1 LB. - 2LBS. 3 OZ.                   | 237        | 0                                         | 187                    | 12                  | 18                     | 9                      | 6                   | 2                      | 3                         | 0                    |
| 2 LBS. 4 OZ. - 3 LBS. 4 OZ.           | 71         | 0                                         | 23                     | 8                   | 26                     | 10                     | 1                   | 2                      | 1                         | 0                    |
| 3 LBS. 5 OZ. - 4 LBS. 6. OZ.          | 56         | 0                                         | 2                      | 1                   | 11                     | 30                     | 4                   | 7                      | 1                         | 0                    |
| 4 LBS. 7 OZ. - 5 LBS. 8 OZ.           | 49         | 0                                         | 1                      | 2                   | 4                      | 15                     | 9                   | 15                     | 3                         | 0                    |
| 5 LBS. 9 OZ. - 6 LBS. 9 OZ.           | 63         | 0                                         | 0                      | 0                   | 2                      | 12                     | 6                   | 38                     | 5                         | 0                    |
| 6 LBS. 10 OZ. - 7 LBS. 11 OZ.         | 62         | 0                                         | 0                      | 0                   | 0                      | 2                      | 6                   | 39                     | 15                        | 0                    |
| 7 LBS. 12 OZ. - 8 LBS. 13 OZ.         | 20         | 0                                         | 0                      | 0                   | 0                      | 1                      | 0                   | 12                     | 7                         | 0                    |
| 8 LBS. 14 OZ. - 9 LBS. 14 OZ.         | 5          | 0                                         | 0                      | 0                   | 0                      | 1                      | 0                   | 2                      | 2                         | 0                    |
| 9 LBS. 15 OZ. - 11 LBS.               | 0          | 0                                         | 0                      | 0                   | 0                      | 0                      | 0                   | 0                      | 0                         | 0                    |
| 11 LBS. 1 OZ. Y MAS                   | 1          | 0                                         | 1                      | 0                   | 0                      | 0                      | 0                   | 0                      | 0                         | 0                    |
| NO ESPEC. - UNSPEC.                   | 15         | 0                                         | 2                      | 0                   | 0                      | 1                      | 0                   | 0                      | 0                         | 12                   |

FUENTE: DEPARTAMENTO DE SALUD, SAPEESI, DIVISIÓN DE ESTADÍSTICAS, SAN JUAN, PUERTO RICO.

SOURCE: DEPARTMENT OF HEALTH, ASPESIS, DIVISION OF STATISTICS, SAN JUAN, PUERTO RICO.



**Mortalidad  
Fetal y Materna**

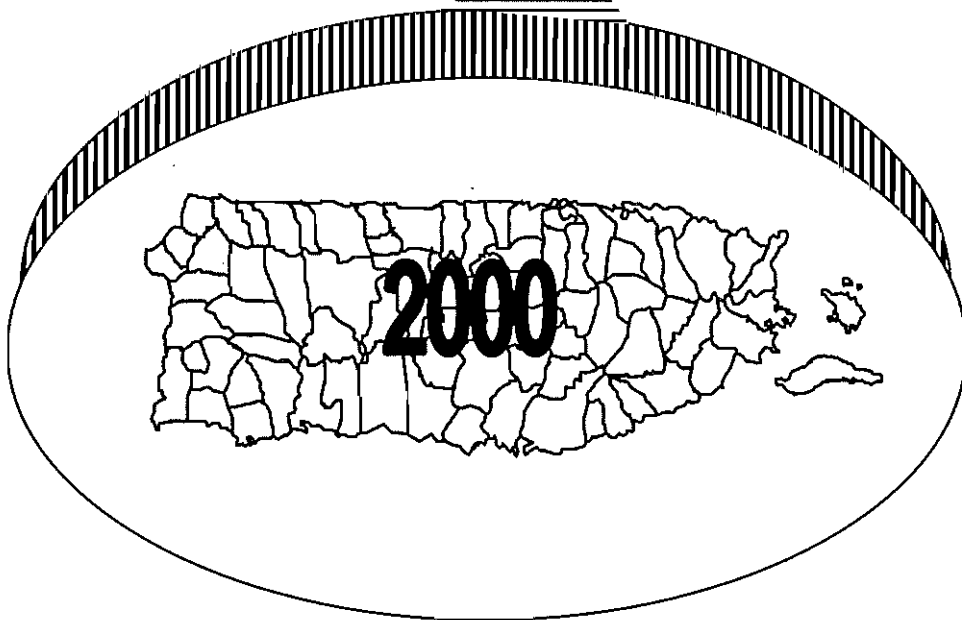




Tabla 69 - MUERTES FETALES POR MES Y SEXO  
 Table 69 - FETAL DEATHS BY MONTH AND SEX  
 PUERTO RICO, 2000

| MES<br>MONTH            | 2000  |              |                  |                    | 1999  |              |                  |                    | 1998  |              |                  |                    |
|-------------------------|-------|--------------|------------------|--------------------|-------|--------------|------------------|--------------------|-------|--------------|------------------|--------------------|
|                         | TOTAL | TASA<br>RATE | HOMBRES<br>MALES | MUJERES<br>FEMALES | TOTAL | TASA<br>RATE | HOMBRES<br>MALES | MUJERES<br>FEMALES | TOTAL | TASA<br>RATE | HOMBRES<br>MALES | MUJERES<br>FEMALES |
| <b>TOTAL</b>            | * 651 | 0.1          | 363              | 286                | * 684 | 0            | 354              | 328                | * 692 | 0.1          | 362              | 324                |
| ENERO<br>JANUARY        | 53    | 0.1          | 35               | 18                 | 47    | 0            | 29               | 18                 | * 55  | 0.1          | 26               | 27                 |
| FEBRERO<br>FEBRUARY     | 41    | 0.1          | 20               | 21                 | 46    | 0            | 24               | 22                 | 57    | 0.1          | 32               | 25                 |
| MARZO<br>MARCH          | 49    | 0.1          | 31               | 18                 | * 56  | 0            | 23               | 32                 | 61    | 0.1          | 29               | 32                 |
| ABRIL<br>APRIL          | 44    | 0.1          | 27               | 16                 | 54    | 0            | 34               | 20                 | 47    | 0.1          | 27               | 20                 |
| MAYO<br>MAY             | 63    | 0.1          | 22               | 41                 | 54    | 0            | 30               | 24                 | 48    | 0.1          | 26               | 22                 |
| JUNIO<br>JUNE           | 54    | 0.1          | 28               | 26                 | 67    | 0            | 27               | 40                 | * 59  | 0.1          | 29               | 28                 |
| JULIO<br>JULY           | 73    | 0.2          | 44               | 29                 | 45    | 0            | 29               | 16                 | 64    | 0.1          | 38               | 26                 |
| AGOSTO<br>AUGUST        | 68    | 0.2          | 39               | 29                 | 70    | 0            | 43               | 27                 | 57    | 0.1          | 29               | 28                 |
| SEPTIEMBRE<br>SEPTEMBER | 58    | 0.1          | 30               | 27                 | * 61  | 0            | 30               | 30                 | 58    | 0.1          | 25               | 33                 |
| OCTUBRE<br>OCTOBER      | 48    | 0.1          | 33               | 15                 | 72    | 0            | 26               | 46                 | * 62  | 0.1          | 31               | 30                 |
| NOVIEMBRE<br>NOVEMBER   | 57    | 0.1          | 32               | 25                 | 55    | 0            | 32               | 23                 | * 68  | 0.2          | 43               | 24                 |
| DICIEMBRE<br>DECEMBER   | 43    | 0.1          | 22               | 21                 | 57    | 0            | 27               | 30                 | 56    | 0.1          | 27               | 29                 |

\*TOTAL INCLUYE SEXO NO ESPECIFICADO

TOTAL INCLUDES UNSPECIFIED SEX

FUENTE: DEPARTAMENTO DE SALUD, SAPEESI, DIVISIÓN DE ESTADÍSTICAS, SAN JUAN, PUERTO RICO.

SOURCE: DEPARTMENT OF HEALTH, ASPESIS, DIVISION OF STATISTICS, SAN JUAN, PUERTO RICO.

**Tabla 70 - MUERTES FETALES POR EDAD DE LA MADRE Y MULTIPLICIDAD DEL PARTO**  
**Table 70 - FETAL DEATHS BY AGE OF MOTHER AND MULTIPLICITY OF BIRTHS**  
**PUERTO RICO, 2000**

| EDAD DE LA MADRE<br>MOTHER'S AGE        | TOTAL      | MULTIPLICIDAD DEL PARTO - MULTIPLICITY OF LABOR |               |                  |                                      |                      |
|-----------------------------------------|------------|-------------------------------------------------|---------------|------------------|--------------------------------------|----------------------|
|                                         |            | SENCILLO<br>SINGLE                              | DOBLE<br>TWIN | TRIPLE<br>TRIPLE | CUADRUPLE O MÁS<br>QUADRUPLE OR MORE | NO ESPEC.<br>UNSPEC. |
| <b>TOTALES</b>                          | <b>651</b> | <b>593</b>                                      | <b>53</b>     | <b>5</b>         | <b>0</b>                             | <b>0</b>             |
| MENOR DE 12 AÑOS<br>UNDER 12 YEARS      | 0          | 0                                               | 0             | 0                | 0                                    | 0                    |
| 12                                      | 0          | 0                                               | 0             | 0                | 0                                    | 0                    |
| 13                                      | 1          | 1                                               | 0             | 0                | 0                                    | 0                    |
| 14                                      | 3          | 3                                               | 0             | 0                | 0                                    | 0                    |
| 15                                      | 10         | 8                                               | 2             | 0                | 0                                    | 0                    |
| 16                                      | 14         | 14                                              | 0             | 0                | 0                                    | 0                    |
| 17                                      | 26         | 21                                              | 5             | 0                | 0                                    | 0                    |
| 18                                      | 39         | 35                                              | 4             | 0                | 0                                    | 0                    |
| 19                                      | 36         | 29                                              | 5             | 2                | 0                                    | 0                    |
| 20 - 24                                 | 170        | 159                                             | 11            | 0                | 0                                    | 0                    |
| 25 - 29                                 | 140        | 125                                             | 15            | 0                | 0                                    | 0                    |
| 30 - 34                                 | 110        | 103                                             | 4             | 3                | 0                                    | 0                    |
| 35 - 39                                 | 70         | 67                                              | 3             | 0                | 0                                    | 0                    |
| 40 - 44                                 | 20         | 16                                              | 4             | 0                | 0                                    | 0                    |
| 45 - 49                                 | 1          | 1                                               | 0             | 0                | 0                                    | 0                    |
| 50 - 54                                 | 0          | 0                                               | 0             | 0                | 0                                    | 0                    |
| 55 +                                    | 0          | 0                                               | 0             | 0                | 0                                    | 0                    |
| EDAD NO ESPECIFICADA<br>UNSPECIFIED AGE | 11         | 11                                              | 0             | 0                | 0                                    | 0                    |

FUENTE: DEPARTAMENTO DE SALUD, SAPEESI, DIVISIÓN DE ESTADÍSTICAS, SAN JUAN, PR.

SOURCE: DEPARTMENT OF HEALTH, ASPESIS, DIVISION OF STATISTICS, SAN JUAN, PR.

Tabla 71 - MUERTES FETALES POR CAUSAS Y PESO DEL FETO  
 Table 71 - FETAL DEATHS BY CAUSES AND WEIGHT OF FETUS  
 PUERTO RICO, 2000

| CAUSAS<br>CAUSES                                                                                                                                                                                                             | TOTAL      | < 1 LB     | 1 LB<br>2 LBS-3 OZ | 2 LBS-4 OZ<br>3 LBS-4 OZ | 3 LBS-5 OZ<br>4 LBS-6 OZ | 4 LBS-7 OZ<br>5 LBS-8 OZ | 5 LBS-9 OZ<br>6 LBS-9 OZ |
|------------------------------------------------------------------------------------------------------------------------------------------------------------------------------------------------------------------------------|------------|------------|--------------------|--------------------------|--------------------------|--------------------------|--------------------------|
| <b>TODAS LAS CAUSAS<br/>ALL CAUSES</b>                                                                                                                                                                                       | <b>651</b> | <b>114</b> | <b>290</b>         | <b>51</b>                | <b>50</b>                | <b>52</b>                | <b>27</b>                |
| OTRAS CONDICIONES ORIGINADAS EN EL PERÍODO PERINATAL<br>OTHER CONDITIONS ORIGINATING IN THE PERINATAL<br>PERIOD (P80 - P969)                                                                                                 | 266        | 49         | 103                | 25                       | 25                       | 26                       | 13                       |
| FETO AFECTADO POR COMPLICACIONES DE PLACENTA, CORDÓN Y MEMBRANAS<br>FETUS AFFECTED BY COMPLICATIONS OF PLACENTA, CORD<br>AND MEMBRANES (P02 - P029)                                                                          | 138        | 11         | 52                 | 12                       | 16                       | 19                       | 7                        |
| TRASTORNOS RELACIONADOS CON DURACIÓN CORTA DE LA GESTACIÓN<br>Y CON BAJO PESO AL NACER, NO CLASIFICADOS EN OTRA PARTE<br>DISORDERS RELATED TO SHORT GESTATION AND LOW BIRTH<br>WEIGHT, NOT ELSEWHERE CLASSIFIED (P07 - P073) | 100        | 23         | 68                 | 3                        | 2                        | 1                        | 0                        |
| FETO Y RECIÉN NACIDO AFECTADOS POR COMPLICACIONES MATERNAS DEL EMBARAZO<br>FETUS AFFECTED BY MATERNAL COMPLICATIONS OF<br>PREGNANCY (P01 - P019)                                                                             | 53         | 14         | 32                 | 3                        | 0                        | 0                        | 1                        |
| MALFORMACIONES CONGÉNITAS, DEFORMIDADES Y ANOMALÍAS CROMOSÓMICAS<br>CONGENITAL MALFORMATIONS, DEFORMATIONS AND<br>CHROMOSOMAL ABNORMALITIES (Q00 - Q999)                                                                     | 36         | 6          | 13                 | 6                        | 3                        | 2                        | 2                        |
| HIPOXIA INTRAUTERINA Y ASFIXIA AL NACER<br>INTRAUTERINE HYPOXIA AND BIRTH ASPHYXIA (P20 - P219)                                                                                                                              | 22         | 4          | 5                  | 0                        | 2                        | 2                        | 1                        |
| TRASTORNOS CARDIOVASCULARES ORIGINADOS EN EL PERÍODO PERINATAL<br>CARDIOVASCULAR DISORDERS ORIGINATING IN THE<br>PERINATAL PERIOD (P29 - P299)                                                                               | 10         | 4          | 4                  | 0                        | 0                        | 1                        | 1                        |
| FETO Y RECIÉN NACIDO AFECTADOS POR CONDICIONES DE LA MADRE NO<br>NECESARIAMENTE RELACIONADOS CON EL EMBARAZO PRESENTE<br>FETUS AFFECTED BY MATERNAL CONDITIONS THAT MAY BE<br>UNRELATED TO PRESENT PREGNANCY (P00 - P009)    | 7          | 0          | 5                  | 0                        | 0                        | 0                        | 0                        |
| FETO Y RECIÉN NACIDO AFECTADOS POR OTRAS COMPLICACIONES DEL<br>TRABAJO DEL PARTO Y DEL PARTO<br>FETUS AFFECTED BY OTHER COMPLICATIONS OF LABOR AND<br>DELIVERY (P03 - P039)                                                  | 5          | 2          | 1                  | 1                        | 0                        | 0                        | 1                        |
| TRAUMATISMO DEL NACIMIENTO<br>BIRTH TRAUMA (P10 - P159)                                                                                                                                                                      | 3          | 0          | 3                  | 0                        | 0                        | 0                        | 0                        |
| OTRAS CAUSAS<br>OTHER CAUSES                                                                                                                                                                                                 | 11         | 1          | 4                  | 1                        | 2                        | 1                        | 1                        |

Tabla 71 - MUERTES FETALES POR CAUSAS Y PESO DEL FETO  
Table 71 - FETAL DEATHS BY CAUSES AND WEIGHT OF FETUS  
PUERTO RICO, 2000

| CAUSAS<br>CAUSES                                                                                                                                                                                                             | 6 LBS-10 OZ<br>7 LBS-11 OZ | 7 LBS-12 OZ<br>8 LBS-13 OZ | 8 LBS-14 OZ<br>9 LBS-14 OZ | 9 LBS-15 OZ<br>11 LBS | 11 LBS-1 OZ<br>Y MAS | NO<br>ESPEC. |
|------------------------------------------------------------------------------------------------------------------------------------------------------------------------------------------------------------------------------|----------------------------|----------------------------|----------------------------|-----------------------|----------------------|--------------|
| <b>TODAS LAS CAUSAS<br/>ALL CAUSES</b>                                                                                                                                                                                       | <b>21</b>                  | <b>11</b>                  | <b>8</b>                   | <b>5</b>              | <b>0</b>             | <b>22</b>    |
| OTRAS CONDICIONES ORIGINADAS EN EL PERÍODO PERINATAL<br>OTHER CONDITIONS ORIGINATING IN THE PERINATAL<br>PERIOD (P80 - P969)                                                                                                 | 15                         | 2                          | 4                          | 2                     | 0                    | 2            |
| FETO AFECTADO POR COMPLICACIONES DE PLACENTA, CORDÓN Y MEMBRANAS<br>FETUS AFFECTED BY COMPLICATIONS OF PLACENTA, CORD<br>AND MEMBRANES (P02 - P029)                                                                          | 5                          | 6                          | 2                          | 1                     | 0                    | 7            |
| TRASTORNOS RELACIONADOS CON DURACIÓN CORTA DE LA GESTACIÓN<br>Y CON BAJO PESO AL NACER, NO CLASIFICADOS EN OTRA PARTE<br>DISORDERS RELATED TO SHORT GESTATION AND LOW BIRTH<br>WEIGHT, NOT ELSEWHERE CLASSIFIED (P07 - P073) | 0                          | 0                          | 0                          | 0                     | 0                    | 3            |
| FETO Y RECIÉN NACIDO AFECTADOS POR COMPLICACIONES MATERNAS DEL EMBARAZO<br>FETUS AFFECTED BY MATERNAL COMPLICATIONS OF<br>PREGNANCY (P01 - P019)                                                                             | 0                          | 0                          | 1                          | 0                     | 0                    | 2            |
| MALFORMACIONES CONGÉNITAS, DEFORMIDADES Y ANOMALÍAS CROMOSÓMICAS<br>CONGENITAL MALFORMATIONS, DEFORMATIONS AND<br>CHROMOSOMAL ABNORMALITIES (Q00 - Q999)                                                                     | 0                          | 1                          | 0                          | 1                     | 0                    | 2            |
| HIPOXIA INTRAUTERINA Y ASFIXIA AL NACER<br>INTRAUTERINE HYPOXIA AND BIRTH ASPHYXIA (P20 -P219)                                                                                                                               | 1                          | 2                          | 0                          | 0                     | 0                    | 5            |
| TRASTORNOS CARDIOVASCULARES ORIGINADOS EN EL PERÍODO PERINATAL<br>CARDIOVASCULAR DISORDERS ORIGINATING IN THE<br>PERINATAL PERIOD (P29 - P299)                                                                               | 0                          | 0                          | 0                          | 0                     | 0                    | 0            |
| FETO Y RECIÉN NACIDO AFECTADOS POR CONDICIONES DE LA MADRE NO<br>NECESARIAMENTE RELACIONADOS CON EL EMBARAZO PRESENTE<br>FETUS AFFECTED BY MATERNAL CONDITIONS THAT MAY BE<br>UNRELATED TO PRESENT PREGNANCY (P00 - P009)    | 0                          | 0                          | 0                          | 1                     | 0                    | 1            |
| FETO Y RECIÉN NACIDO AFECTADOS POR OTRAS COMPLICACIONES DEL<br>TRABAJO DEL PARTO Y DEL PARTO<br>FETUS AFFECTED BY OTHER COMPLICATIONS OF LABOR AND<br>DELIVERY (P03 - P039)                                                  | 0                          | 0                          | 0                          | 0                     | 0                    | 0            |
| TRAUMATISMO DEL NACIMIENTO<br>BIRTH TRAUMA (P10 - P159)                                                                                                                                                                      | 0                          | 0                          | 0                          | 0                     | 0                    | 0            |
| OTRAS CAUSAS<br>OTHER CAUSES                                                                                                                                                                                                 | 0                          | 0                          | 1                          | 0                     | 0                    | 0            |

FUENTE: DEPARTAMENTO DE SALUD, SAPEESI, DIVISIÓN DE ESTADÍSTICAS, SAN JUAN, PUERTO RICO.

SOURCE: DEPARTMENT OF HEALTH, ASPESIS, DIVISION OF STATISTICS, SAN JUAN, PUERTO RICO.

Tabla 72 - MUERTES FETALES POR PERÍODO DE GESTACIÓN Y PESO DEL FETO  
 Table 72 - FETAL DEATHS BY PERIOD OF GESTATION AND WEIGHT OF FETUS  
 PUERTO RICO, 2000

| PESO DEL FETO<br>WEIGHT OF FETUS           | TOTAL      | 20-27<br>SEMANAS<br>WEEKS | 28<br>SEMANAS<br>WEEKS | 29-31<br>SEMANAS<br>WEEKS | 32-35<br>SEMANAS<br>WEEKS | 36<br>SEMANAS<br>WEEKS | 37-39<br>SEMANAS<br>WEEKS | 40 O MAS<br>SEMANAS<br>WEEKS | NO<br>ESPEC.<br>UNSPEC. |
|--------------------------------------------|------------|---------------------------|------------------------|---------------------------|---------------------------|------------------------|---------------------------|------------------------------|-------------------------|
| <b>T O T A L</b>                           | <b>651</b> | <b>365</b>                | <b>21</b>              | <b>62</b>                 | <b>87</b>                 | <b>28</b>              | <b>67</b>                 | <b>14</b>                    | <b>7</b>                |
| MENOS DE 1 LB<br>LESS THAN 1 POUND         | 114        | 107                       | 1                      | 2                         | 1                         | 0                      | 1                         | 1                            | 1                       |
| 1 LB - 2 LBS 3 OZ                          | 290        | 225                       | 13                     | 26                        | 18                        | 3                      | 3                         | 1                            | 1                       |
| 2 LBS 4 OZ - 3 LBS 4 OZ                    | 51         | 15                        | 6                      | 14                        | 14                        | 0                      | 2                         | 0                            | 0                       |
| 3 LBS 5 OZ - 4 LBS 6 OZ                    | 50         | 3                         | 1                      | 15                        | 19                        | 5                      | 6                         | 1                            | 0                       |
| 4 LBS 7 OZ - 5 LBS 8 OZ                    | 52         | 3                         | 0                      | 1                         | 20                        | 11                     | 15                        | 2                            | 0                       |
| 5 LBS 9 OZ - 6 LBS 9 OZ                    | 27         | 0                         | 0                      | 2                         | 8                         | 0                      | 17                        | 0                            | 0                       |
| 6 LBS 10 OZ - 7 LBS 11 OZ                  | 21         | 0                         | 0                      | 0                         | 1                         | 3                      | 13                        | 4                            | 0                       |
| 7 LBS 12 OZ - 8 LBS 13 OZ                  | 11         | 0                         | 0                      | 1                         | 1                         | 2                      | 5                         | 2                            | 0                       |
| 8 LBS 14 OZ - 9 LBS 14 OZ                  | 8          | 0                         | 0                      | 0                         | 2                         | 2                      | 1                         | 2                            | 1                       |
| 9 LBS 15 OZ-11 LBS                         | 5          | 0                         | 0                      | 0                         | 1                         | 1                      | 2                         | 1                            | 0                       |
| 11 LBS 1 OZ- Y MAS<br>MORE THAN 11 POUNDS  | 0          | 0                         | 0                      | 0                         | 0                         | 0                      | 0                         | 0                            | 0                       |
| PESO NO ESPECIFICADO<br>UNSPECIFIED WEIGHT | 22         | 12                        | 0                      | 1                         | 2                         | 1                      | 2                         | 0                            | 4                       |

FUENTE: DEPARTAMENTO DE SALUD, SAPEESI, DIVISIÓN DE ESTADÍSTICAS, SAN JUAN, PUERTO RICO.

SOURCE: DEPARTMENT OF HEALTH, ASPESIS, DIVISIÓN OF STATISTICS, SAN JUAN, PUERTO RICO.

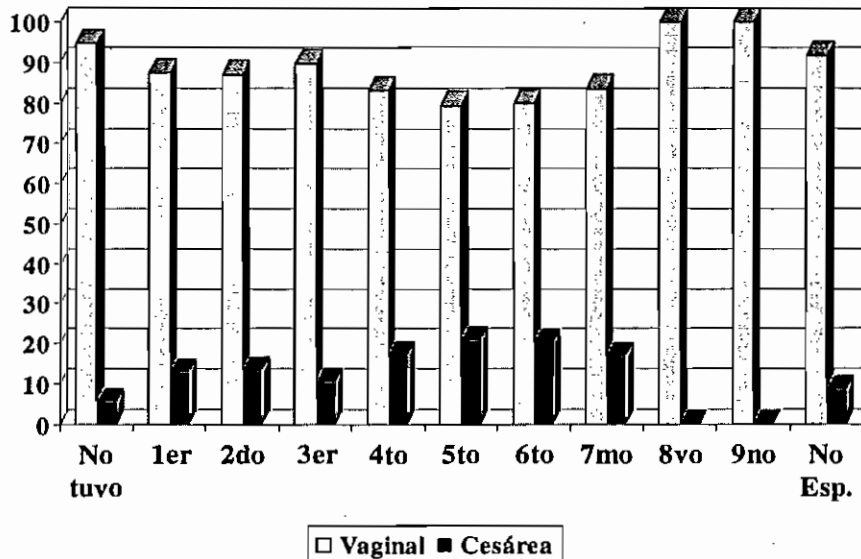
Tabla 73 - MUERTES FETALES POR MÉTODO DEL PARTO Y MES EN QUE COMENZÓ EL CUIDADO PRENATAL  
 Table 73 - FETAL DEATHS BY METHOD OF DELIVERY AND MONTH PRENATAL CARE BEGAN  
 PUERTO RICO, 2000

| MES EN QUE COMENZO EL CUIDADO PRENATAL<br>MONTH PRENATAL CARE BEGAN | TOTAL      | METODO DEL PARTO - METHOD OF DELIVERY |             |                    |             |                     |          |
|---------------------------------------------------------------------|------------|---------------------------------------|-------------|--------------------|-------------|---------------------|----------|
|                                                                     |            | VAGINAL - VAGINAL                     |             | CESÁREA - CESAREAN |             | NO ESPEC. - UNSPEC. |          |
|                                                                     |            | NÚMERO                                | %           | NÚMERO             | %           | NÚMERO              | %        |
| <b>TOTAL</b>                                                        | <b>651</b> | <b>569</b>                            | <b>87.4</b> | <b>82</b>          | <b>12.6</b> | <b>0</b>            | <b>0</b> |
| NO TUVO - NONE                                                      | 37         | 35                                    | 94.6        | 2                  | 5.4         | 0                   | 0        |
| 1ER MES - 1ST MONTH                                                 | 126        | 110                                   | 87.3        | 16                 | 12.7        | 0                   | 0        |
| 2DO MES - 2ND MONTH                                                 | 260        | 226                                   | 86.9        | 34                 | 13.1        | 0                   | 0        |
| 3ER MES - 3RD MONTH                                                 | 106        | 95                                    | 89.6        | 11                 | 10.4        | 0                   | 0        |
| 4TO MES - 4TH MONTH                                                 | 35         | 29                                    | 82.9        | 6                  | 17.1        | 0                   | 0        |
| 5TO MES - 5TH MONTH                                                 | 29         | 23                                    | 79.3        | 6                  | 20.7        | 0                   | 0        |
| 6TO MES - 6TH MONTH                                                 | 20         | 16                                    | 80          | 4                  | 20          | 0                   | 0        |
| 7MO MES - 7TH MONTH                                                 | 6          | 5                                     | 83.3        | 1                  | 16.7        | 0                   | 0        |
| 8VO MES - 8TH MONTH                                                 | 4          | 4                                     | 100         | 0                  | 0           | 0                   | 0        |
| 9NO MES - 9TH MONTH                                                 | 4          | 4                                     | 100         | 0                  | 0           | 0                   | 0        |
| NO ESPECIFICADO - UNSPECIFIED                                       | 24         | 22                                    | 91.7        | 2                  | 8.3         | 0                   | 0        |

FUENTE: DEPARTAMENTO DE SALUD, SAPEESI, DIVISIÓN DE ESTADÍSTICAS, SAN JUAN, PR.

SOURCE: DEPARTMENT OF HEALTH, ASPESIS, DIVISION OF STATISTICS, SAN JUAN, PR.

Gráfica 15 - MUERTES FETALES POR MÉTODO DEL PARTO Y MES EN QUE COMENZÓ EL CUIDADO PRENATAL  
 Chart 15 - FETAL DEATHS BY METHOD OF DELIVERY AND MONTH PRENATAL CARE BEGAN  
 PUERTO RICO, 2000



FUENTE: DEPARTAMENTO DE SALUD, SAPEESI, DIVISIÓN DE ESTADÍSTICAS, SAN JUAN, PR.  
 SOURCE: DEPARTMENT OF HEALTH, ASPESIS, DIVISION OF STATISTICS, SAN JUAN, PR.



Tabla 74 - MUERTES FETALES POR FACTORES MÉDICOS DE RIESGO EN ESTE EMBARAZO Y EDAD DE LA MADRE  
 Table 74 - FETAL DEATHS BY MEDICAL RISK FACTORS DURING THIS PREGNANCY AND AGE OF MOTHER  
 PUERTO RICO, 2000

| FACTORES MÉDICOS DE RIESGO<br>MEDICAL RISK FACTORS                      | TOTAL 1/ | EDAD DE LA MADRE - AGE OF MOTHER |       |       |       |       |       |       |      |    | EDAD DESC.<br>UNSPEC. |
|-------------------------------------------------------------------------|----------|----------------------------------|-------|-------|-------|-------|-------|-------|------|----|-----------------------|
|                                                                         |          | < 15                             | 15-19 | 20-24 | 25-29 | 30-34 | 35-39 | 40-44 | 45 + |    |                       |
| TOTAL DE MUERTES FETALES<br>TOTAL OF FETAL DEATHS                       | 651      | 4                                | 125   | 170   | 140   | 110   | 70    | 20    | 1    | 11 |                       |
| SIN RIESGO - WITHOUT RISK                                               | 395      | 2                                | 82    | 115   | 83    | 60    | 39    | 8     | 1    | 5  |                       |
| CON RIESGO - WITH RISK                                                  | 245      | 1                                | 42    | 52    | 56    | 48    | 30    | 12    | 0    | 4  |                       |
| DESCONOCIDOS - UNSPECIFIED                                              | 11       | 1                                | 1     | 3     | 1     | 2     | 1     | 0     | 0    | 2  |                       |
| RIESGOS - RISKS FACTORS                                                 | 295      | 1                                | 49    | 58    | 65    | 58    | 43    | 17    | 0    | 4  |                       |
| ANEMIA (HCT < 30 / HGB < 10)                                            | 29       | 0                                | 7     | 10    | 4     | 6     | 1     | 0     | 0    | 1  |                       |
| HIPERTENSIÓN ASOCIADA CON EMBARAZO<br>HYPERTENSION PREGNANCY ASSOCIATED | 25       | 0                                | 2     | 2     | 6     | 10    | 2     | 3     | 0    | 0  |                       |
| DIABETES                                                                | 32       | 0                                | 3     | 5     | 10    | 4     | 8     | 2     | 0    | 0  |                       |
| HIPERTENSIÓN, CRÓNICA<br>HYPERTENSION, CHRONIC                          | 19       | 0                                | 0     | 1     | 6     | 3     | 4     | 4     | 0    | 1  |                       |
| ENFERMEDAD CARDÍACA<br>CARDIAC DISEASE                                  | 3        | 0                                | 0     | 0     | 0     | 0     | 2     | 1     | 0    | 0  |                       |
| ENFERMEDAD DEL PULMÓN<br>ACUTE OR CHRONIC LUNG DISEASE                  | 4        | 0                                | 0     | 0     | 3     | 0     | 1     | 0     | 0    | 0  |                       |
| SENSIBILIZACIÓN AL FACTOR RH<br>RH SENSITIZATION                        | 0        | 0                                | 0     | 0     | 0     | 0     | 0     | 0     | 0    | 0  |                       |
| HEMORRAGIA UTERINA<br>UTERINE BLEEDING                                  | 3        | 0                                | 1     | 1     | 0     | 1     | 0     | 0     | 0    | 0  |                       |
| HIDRAMNIOS / OLIGOHIDRAMNIOS                                            | 26       | 0                                | 3     | 6     | 4     | 10    | 3     | 0     | 0    | 0  |                       |
| CERVIX INCOMPETENTE<br>INCOMPETENT CERVIX                               | 43       | 0                                | 7     | 7     | 9     | 10    | 9     | 0     | 0    | 1  |                       |
| ECLAMPSIA                                                               | 1        | 0                                | 0     | 0     | 0     | 0     | 1     | 0     | 0    | 0  |                       |
| TODAS LAS DEMÁS - OTHERS                                                | 110      | 1                                | 26    | 26    | 23    | 14    | 12    | 7     | 0    | 1  |                       |

1/ LA SUMA DE LOS RIESGOS ES MAYOR QUE EL TOTAL DE MUERTES FETALES CON RIESGO, YA QUE HUBIERON MADRES CON MAS DE UN RIESGO

FUENTE: DEPARTAMENTO DE SALUD, SAPEESI, DIVISIÓN DE ESTADÍSTICAS, SAN JUAN, PUERTO RICO.

SOURCE: DEPARTMENT OF HEALTH, ASPESIS, DIVISION OF STATISTICS, SAN JUAN, PUERTO RICO.

Tabla 75 - MUERTES FETALES POR MUNICIPIO DE OCURRENCIA, MUNICIPIO DE RESIDENCIA Y TASA  
 Table 75 - FETAL DEATHS AND RATES BY MUNICIPALITIES OF RESIDENCE AND OCCURRENCE  
 PUERTO RICO, 2000

Pag 1 de 3

| MUNICIPIOS<br>MUNICIPALITIES | OCURRENCIA<br>OCCURRENCE |              | RESIDENCIA<br>RESIDENCE |              |
|------------------------------|--------------------------|--------------|-------------------------|--------------|
|                              | NÚMERO<br>NUMBER         | TASA<br>RATE | NÚMERO<br>NUMBER        | TASA<br>RATE |
| <b>TOTAL</b>                 | <b>651</b>               | <b>10.8</b>  | <b>651</b>              | <b>10.8</b>  |
| REGIÓN ARECIBO               | 76                       | 10.4         | 78                      | 10.7         |
| ÁREA DE ARECIBO              | 31                       | 7.9          | 32                      | 8.1          |
| ARECIBO                      | 31                       | 20.7         | 11                      | 7.4          |
| CAMUY                        | 0                        | 0.0          | 6                       | 11.5         |
| HATILLO                      | 0                        | 0.0          | 2                       | 3.8          |
| LARES                        | 0                        | 0.0          | 8                       | 15.2         |
| QUEBRADILLAS                 | 0                        | 0.0          | 2                       | 5.2          |
| UTUADO                       | 0                        | 0.0          | 3                       | 6.1          |
| ÁREA DE MANATÍ               | 45                       | 13.4         | 46                      | 13.7         |
| BARCELONETA                  | 0                        | 0.0          | 3                       | 7.4          |
| CIALES                       | 0                        | 0.0          | 5                       | 14.7         |
| FLORIDA                      | 0                        | 0.0          | 1                       | 5.1          |
| MANATÍ                       | 44                       | 53.4         | 8                       | 10.2         |
| MOROVIS                      | 0                        | 0.0          | 15                      | 26.7         |
| VEGA BAJA                    | 1                        | 0.9          | 14                      | 13.0         |
| REGIÓN BAYAMÓN               | 74                       | 7.3          | 105                     | 10.3         |
| ÁREA BARRANQUITAS            | 2                        | 0.9          | 23                      | 9.9          |
| BARRANQUITAS                 | 0                        | 0.0          | 5                       | 10.9         |
| COMERÍO                      | 0                        | 0.0          | 3                       | 9.0          |
| COROZAL                      | 0                        | 0.0          | 4                       | 6.7          |
| NARANJITO                    | 1                        | 1.9          | 7                       | 13.2         |
| OROCOVIS                     | 1                        | 2.6          | 4                       | 10.2         |
| ÁREA DE BAYAMÓN              | 71                       | 13.7         | 64                      | 12.4         |
| BAYAMÓN                      | 71                       | 20.1         | 50                      | 14.2         |
| TOA ALTA                     | 0                        | 0.0          | 8                       | 7.6          |
| VEGA ALTA                    | 0                        | 0.0          | 6                       | 9.9          |
| ÁREA DE CATAÑO               | 1                        | 0.4          | 18                      | 6.6          |
| CATAÑO                       | 0                        | 0.0          | 5                       | 9.6          |
| DORADO                       | 0                        | 0.0          | 6                       | 9.2          |
| TOA BAJA                     | 1                        | 0.6          | 7                       | 4.5          |
| REGIÓN DE CAGUAS             | 81                       | 8.9          | 103                     | 11.3         |
| ÁREA DE CAGUAS               | 41                       | 9.1          | 52                      | 11.5         |
| AGUAS BUENAS                 | 0                        | 0.0          | 6                       | 12.7         |
| CAGUAS                       | 40                       | 17.3         | 32                      | 13.9         |
| GURABO                       | 0                        | 0.0          | 9                       | 15.8         |
| JUNCOS                       | 0                        | 0.0          | 2                       | 3.3          |
| SAN LORENZO                  | 1                        | 1.8          | 3                       | 5.3          |
| ÁREA DE CAYEY                | 21                       | 11.5         | 20                      | 11.0         |
| AIBONITO                     | 10                       | 22.5         | 6                       | 13.6         |
| CAYEY                        | 11                       | 14.6         | 7                       | 9.3          |
| CIDRA                        | 0                        | 0.0          | 7                       | 11.2         |

Tabla 75 - MUERTES FETALES POR MUNICIPIO DE OCURRENCIA, MUNICIPIO DE RESIDENCIA Y TASA  
 Table 75 - FETAL DEATHS AND RATES BY MUNICIPALITIES OF RESIDENCE AND OCCURRENCE  
 PUERTO RICO, 2000

Pag 2 de 3

| MUNICIPIOS<br>MUNICIPALITIES | OCURRENCIA<br>OCCURRENCE |              | RESIDENCIA<br>RESIDENCE |              |
|------------------------------|--------------------------|--------------|-------------------------|--------------|
|                              | NÚMERO<br>NUMBER         | TASA<br>RATE | NÚMERO<br>NUMBER        | TASA<br>RATE |
| ÁREA DE HUMACAO              | 19                       | 6.8          | 31                      | 11.1         |
| HUMACAO                      | 18                       | 16.9         | 11                      | 10.4         |
| LAS PIEDRAS                  | 0                        | 0.0          | 6                       | 10.4         |
| MAUNABO                      | 1                        | 6.0          | 6                       | 34.9         |
| NAGUABO                      | 0                        | 0.0          | 3                       | 8.0          |
| YABUCOA                      | 0                        | 0.0          | 5                       | 8.1          |
| REGIÓN MAYAGÜEZ              | 44                       | 9.9          | 40                      | 9.0          |
| ÁREA DE MAYAGÜEZ             | 34                       | 10.8         | 30                      | 9.5          |
| AÑASCO                       | 0                        | 0.0          | 5                       | 12.1         |
| CABO ROJO                    | 0                        | 0.0          | 6                       | 8.9          |
| HORMIGUEROS                  | 0                        | 0.0          | 0                       | 0.0          |
| LAS MARIAS                   | 0                        | 0.0          | 1                       | 6.7          |
| MARICAO                      | 0                        | 0.0          | 3                       | 28.0         |
| MAYAGÜEZ                     | 34                       | 25.0         | 11                      | 8.2          |
| RINCÓN                       | 0                        | 0.0          | 4                       | 18.2         |
| ÁREA DE SAN GERMÁN           | 10                       | 7.8          | 10                      | 7.8          |
| LAJAS                        | 0                        | 0.0          | 3                       | 7.8          |
| SABANA GRANDE                | 0                        | 0.0          | 4                       | 10.7         |
| SAN GERMÁN                   | 10                       | 18.9         | 3                       | 5.8          |
| SUB REGIÓN AGUADILLA         | 21                       | 6.0          | 33                      | 9.5          |
| AGUADA                       | 0                        | 0.0          | 6                       | 9.9          |
| AGUADILLA                    | 10                       | 11.1         | 6                       | 6.7          |
| ISABELA                      | 0                        | 0.0          | 5                       | 7.3          |
| MOCA                         | 11                       | 16.8         | 10                      | 15.3         |
| SAN SEBASTIÁN                | 0                        | 0.0          | 6                       | 9.3          |
| REGIÓN PONCE                 | 139                      | 14.1         | 133                     | 13.5         |
| ÁREA DE GUAYAMA              | 23                       | 11.9         | 26                      | 13.5         |
| ARROYO                       | 0                        | 0.0          | 2                       | 6.6          |
| GUAYAMA                      | 23                       | 2.9          | 11                      | 1.4          |
| PATILLAS                     | 0                        | 0.0          | 4                       | 12.5         |
| SALINAS                      | 0                        | 0.0          | 9                       | 16.4         |
| ÁREA DE PONCE                | 101                      | 16.7         | 72                      | 11.9         |
| ADJUNTAS                     | 0                        | 0.0          | 5                       | 16.0         |
| COAMO                        | 0                        | 0.0          | 4                       | 6.5          |
| JAYUYA                       | 0                        | 0.0          | 8                       | 28.0         |
| JUANA DÍAZ                   | 0                        | 0.0          | 11                      | 12.7         |
| PONCE                        | 101                      | 32.7         | 31                      | 10.3         |
| SANTA ISABEL                 | 0                        | 0.0          | 5                       | 11.2         |
| VILLALBA                     | 0                        | 0.0          | 8                       | 16.0         |
| ÁREA DE YAUCO                | 15                       | 8.1          | 35                      | 18.8         |
| GUÁNICA                      | 0                        | 0.0          | 6                       | 19.7         |
| GUAYANILLA                   | 0                        | 0.0          | 4                       | 11.5         |
| PEÑUELAS                     | 0                        | 0.0          | 10                      | 20.3         |
| YAUCO                        | 15                       | 20.9         | 15                      | 20.9         |

Tabla 75 - MUERTES FETALES POR MUNICIPIO DE OCURRENCIA, MUNICIPIO DE RESIDENCIA Y TASA  
 Table 75 - FETAL DEATHS AND RATES BY MUNICIPALITIES OF RESIDENCE AND OCCURRENCE  
 PUERTO RICO, 2000

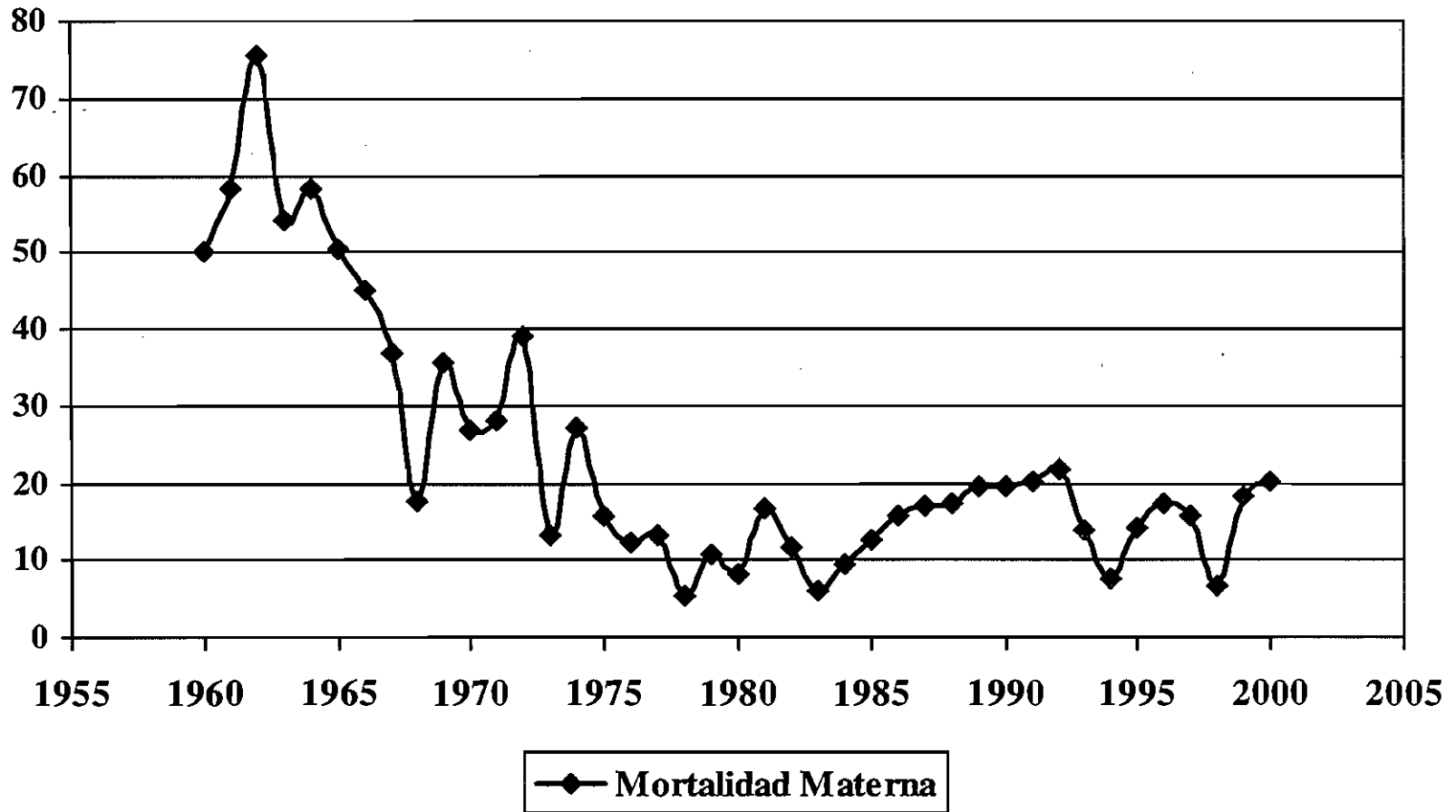
Pag 3 de 3

| MUNICIPIOS<br>MUNICIPALITIES | OCURRENCIA<br>OCCURRENCE |              | RESIDENCIA<br>RESIDENCE |              |
|------------------------------|--------------------------|--------------|-------------------------|--------------|
|                              | NÚMERO<br>NUMBER         | TASA<br>RATE | NÚMERO<br>NUMBER        | TASA<br>RATE |
| REGIÓN METROPOLITANA         | 203                      | 15.2         | 122                     | 9.2          |
| ÁREA DE CAROLINA             | 21                       | 4.0          | 49                      | 9.2          |
| CANÓVANAS                    | 0                        | 0.0          | 14                      | 17.6         |
| CAROLINA                     | 21                       | 7.2          | 21                      | 7.2          |
| LOÍZA                        | 0                        | 0.0          | 5                       | 10.7         |
| TRUJILLO ALTO                | 0                        | 0.0          | 9                       | 8.0          |
| ÁREA DE SAN JUAN             | 182                      | 22.4         | 73                      | 9.1          |
| GUAYNABO                     | 0                        | 0.0          | 19                      | 12.8         |
| SAN JUAN                     | 182                      | 27.4         | 54                      | 8.3          |
| SUB REGIÓN FAJARDO           | 13                       | 5.8          | 27                      | 12.0         |
| CEIBA                        | 0                        | 0.0          | 2                       | 6.8          |
| CULEBRA                      | 0                        | 0.0          | 0                       | 0.0          |
| FAJARDO                      | 13                       | 19.5         | 5                       | 7.6          |
| LUQUILLO                     | 0                        | 0.0          | 3                       | 10.0         |
| RÍO GRANDE                   | 0                        | 0.0          | 15                      | 17.9         |
| VIEQUES                      | 0                        | 0.0          | 2                       | 15.4         |
| P R NO ESPECIFICADO          | 0                        | 0.0          | 0                       | 0.0          |
| NO RESIDENTE                 | 0                        | 0.0          | 4                       | 0.0          |
| CANADA                       | 0                        | 0.0          | 0                       | 0.0          |
| CUBA                         | 0                        | 0.0          | 0                       | 0.0          |
| ESTADOS UNIDOS               | 0                        | 0.0          | 0                       | 0.0          |
| GUAM                         | 0                        | 0.0          | 0                       | 0.0          |
| ISLAS VÍRGENES               | 0                        | 0.0          | 2                       | 0.0          |
| MEJICO                       | 0                        | 0.0          | 0                       | 0.0          |
| REPÚBLICA DOMINICANA         | 0                        | 0.0          | 0                       | 0.0          |
| OTROS PAISES                 | 0                        | 0.0          | 2                       | 0.0          |
| DESCONOCIDOS                 | 0                        | 0.0          | 6                       | 0.0          |

FUENTE: DEPARTAMENTO DE SALUD, SAPEESI, DIVISIÓN DE ESTADÍSTICAS, SAN JUAN, PUERTO RICO.

SOURCE: DEPARTMENT OF HEALTH, ASPESIS, DIVISION OF STATISTICS, SAN JUAN, PUERTO RICO.

**Gráfica 16 - TASA\* DE MORTALIDAD MATERNA POR AÑOS**  
**Chart 16 - MATERNAL MORTALITY RATES BY YEARS**  
**PUERTO RICO, 1960 - 2000**



\* TASAS POR 100,000 NACIDOS VIVOS, RATES PER 1,000 LIVE BIRTHS  
 FUENTE: DEPARTAMENTO DE SALUD, SAPEESI, DIVISI3N DE ESTADÍSTICAS, SAN JUAN, PUERTO RICO  
 SOURCE: DEPARTMENT OF HEALTH, ASPEESI, DIVISION OF STATISTICS, SAN JUAN, PUERTO RICO

Tabla 76 - TASAS DE MORTALIDAD MATERNA POR MUNICIPIO DE RESIDENCIA Y OCURRENCIA  
 Table 76 - MATERNAL MORTALITY RATES BY MUNICIPALITY OF RESIDENCE AND OCCURRENCE  
 PUERTO RICO, 2000

| MUNICIPIOS<br>MUNICIPALITIES | OCURRENCIA<br>OCCURRENCE |              | RESIDENCIA<br>RESIDENCE |              |
|------------------------------|--------------------------|--------------|-------------------------|--------------|
|                              | NÚMERO<br>NUMBER         | TASA<br>RATE | NÚMERO<br>NUMBER        | TASA<br>RATE |
| <b>TOTAL</b>                 | 12                       | 20.2         | 12                      | 20.2         |
| BARRANQUITAS                 | 1                        | 219.8        | -                       | -            |
| BAYAMÓN                      | 2                        | 57.8         | 2                       | 24.5         |
| CANÓVANAS                    | 1                        | 127.9        | -                       | -            |
| COAMO                        | 1                        | 164.7        | -                       | -            |
| FLORIDA                      | 1                        | 510.2        | -                       | -            |
| GUAYNABO                     | 1                        | 68.1         | -                       | -            |
| HUMACAO                      | 1                        | 95.4         | 1                       | 36.3         |
| MANATÍ                       | -                        | -            | 1                       | 28.6         |
| MAYAGÜEZ                     | 1                        | 75.3         | 1                       | 23.0         |
| PONCE                        | 1                        | 33.5         | 2                       | 28.5         |
| SAN JUAN                     | -                        | -            | 5                       | 33.4         |
| SAN SEBASTIAN                | 1                        | 157.2        | -                       | -            |
| SANTA ISABEL                 | 1                        | 226.8        | -                       | -            |

\*TASAS POR 100,000 NACIMIENTOS VIVOS  
 RATES BY 100,000 LIVE BIRTHS

FUENTE: DEPARTAMENTO DE SALUD, SAPEESI, DIVISIÓN DE ESTADÍSTICAS, SAN JUAN, PUERTO RICO.

SOURCE: DEPARTMENT OF HEALTH, ASPESIS, DIVISION OF STATISTICS, SAN JUAN, PUERTO RICO.

Tabla 77 - TASAS DE MORTALIDAD MATERNA POR EDAD DE LA MADRE Y NACIMIENTOS VIVOS  
 Table 77 - MATERNAL MORTALITY RATES BY AGE OF MOTHER AND LIVE BIRTHS  
 PUERTO RICO, 2000

| EDAD DE LA MADRE<br>AGE OF MOTHER       | NACIMIENTOS VIVOS<br>LIVE BIRTHS | MUERTES MATERNAS<br>MATERNAL DEATHS | * TASA<br>*RATE |
|-----------------------------------------|----------------------------------|-------------------------------------|-----------------|
| <b>TOTAL</b>                            | <b>59,460</b>                    | <b>12</b>                           | <b>20.2</b>     |
| MENOS DE 15 AÑOS<br>UNDER 15 YEARS      | 272                              | -                                   | -               |
| 15 - 19                                 | 11,118                           | 2                                   | 18.0            |
| 20 - 24                                 | 19,423                           | 5                                   | 25.7            |
| 25 - 29                                 | 15,152                           | 2                                   | 13.2            |
| 30 - 34                                 | 8,902                            | 1                                   | 11.2            |
| 35 - 39                                 | 3,762                            | 1                                   | 26.6            |
| 40 - 44                                 | 748                              | 1                                   | 133.7           |
| 45 - 49                                 | 29                               | -                                   | -               |
| 50 +                                    | -                                | -                                   | -               |
| EDAD NO ESPECIFICADA<br>UNSPECIFIED AGE | 54                               | -                                   | -               |

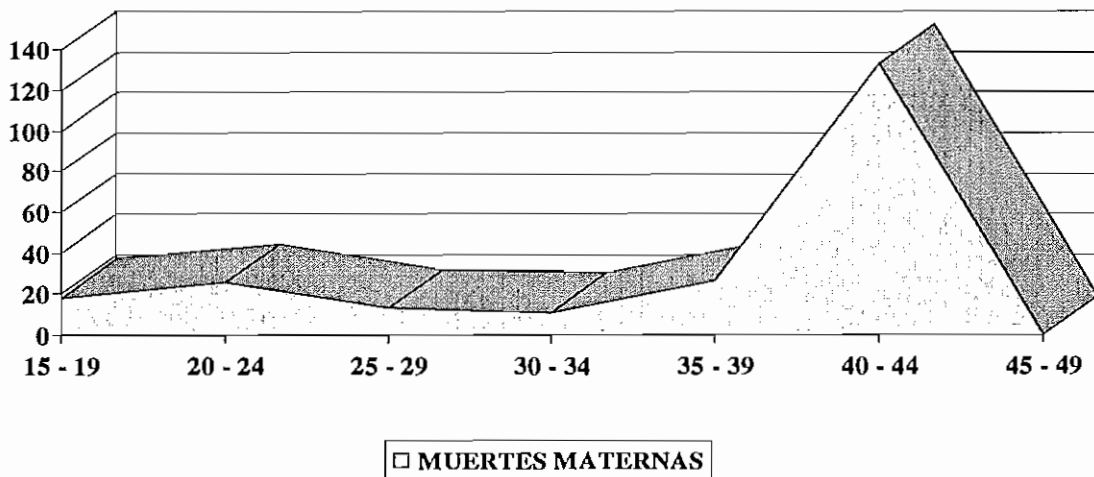
\*TASAS POR 100,000 NACIMIENTOS VIVOS

\*RATES BY 100,000 LIVE BIRTHS

FUENTE: DEPARTAMENTO DE SALUD, SAPEESI, DIVISIÓN DE ESTADÍSTICAS, SAN JUAN, PUERTO RICO.

SOURCE: DEPARTMENT OF HEALTH, ASPESIS, DIVISION OF STATISTICS, SAN JUAN, PUERTO RICO.

Gráfica 17 - TASAS DE MORTALIDAD MATERNA POR EDAD DE LA MADRE  
 Chart 17 - MATERNAL MORTALITY RATES BY AGE OF MOTHER  
 PUERTO RICO, 2000



FUENTE: DEPARTAMENTO DE SALUD, SAPEESI, DIVISIÓN DE ESTADÍSTICAS, SAN JUAN, PUERTO RICO.  
 SOURCE: DEPARTMENT OF HEALTH, ASPESIS, DIVISION OF STATISTICS, SAN JUAN, PUERTO RICO.

Tabla 78 - MORTALIDAD MATERNA POR CAUSA Y GRUPOS DE EDAD  
 Table 78 - MATERNAL MORTALITY BY CAUSE AND AGE GROUPS  
 PUERTO RICO, 2000

| CAUSA - CAUSE                                                                                                                                             | TOTAL | < 15 | 15 - 19 | 20 - 24 | 25 - 29 | 30 - 34 | 35 - 39 | 40 - 44 | 45 - 49 | 50 + | SIN ESPEC<br>UNSPEC |
|-----------------------------------------------------------------------------------------------------------------------------------------------------------|-------|------|---------|---------|---------|---------|---------|---------|---------|------|---------------------|
| COMPLICACIONES DEL EMBARAZO, DEL PARTO Y DEL<br>PUERPERIO (O00-O99)<br>COMPLICATIONS OF PREGNANCY, CHILDBIRTH AND THE<br>PUERPERIUM                       | 12    | -    | 2       | 5       | 2       | 1       | 1       | 1       | -       | -    | -                   |
| EMBARAZO TERMINADO EN ABORTO (O00-O07)<br>PREGNANCY WITH ABORTIVE OUTCOME                                                                                 | 1     | -    | -       | -       | 1       | -       | -       | -       | -       | -    | -                   |
| EMBARAZO ECTÓPICO (O00)<br>ECTOPIC PREGNANCY                                                                                                              | 1     | -    | -       | -       | 1       | -       | -       | -       | -       | -    | -                   |
| ECLAMPSIA Y PRE-ECLAMPSIA (O11, O13-O16)<br>ECLAMPSIA AND PRE-ECLAMPSIA                                                                                   | 5     | -    | -       | 3       | 1       | -       | -       | 1       | -       | -    | -                   |
| HEMORRAGIA PRECOZ DEL EMBARAZO Y PLACENTA PREVIA<br>(O20, O44-O46, O67, O72)<br>HEMORRHAGE OF PREGNANCY AND CHILDBIRTH AND<br>PLACENTA PREVIA             | 2     | -    | -       | 2       | -       | -       | -       | -       | -       | -    | -                   |
| COMPLICACIONES PRINCIPALMENTE RELACIONADAS<br>CON EL PUERPERIO (O85-O92)<br>COMPLICATIONS PREDOMINANTLY RELATED TO<br>PUERPERIUM                          | 3     | -    | 1       | -       | -       | 1       | 1       | -       | -       | -    | -                   |
| EMBOLIA OBSTÉTRICA (O88)<br>OBSTETRIC EMBOLISM                                                                                                            | 2     | -    | -       | -       | -       | 1       | 1       | -       | -       | -    | -                   |
| OTRAS COMPLICACIONES PRINCIPALMENTE RELACIONADAS<br>CON EL PUERPERIO (O85-O87, O89-O92)<br>OTHER COMPLICATIONS PREDOMINANTLY RELATED TO<br>THE PUERPERIUM | 1     | -    | 1       | -       | -       | -       | -       | -       | -       | -    | -                   |
| TODAS LAS OTRAS CAUSAS OBSTÉTRICAS DIRECTAS<br>(O10, O12, O21-O43, O47-O66, O68-O71, O73-O75)<br>ALL OTHER DIRECT OBSTETRIC CAUSES                        | 1     | -    | 1       | -       | -       | -       | -       | -       | -       | -    | -                   |

FUENTE: DEPARTAMENTO DE SALUD, SAPEESI, DIVISIÓN DE ESTADÍSTICAS, SAN JUAN, PUERTO RICO.

SOURCE: DEPARTMENT OF HEALTH, ASPESIS, DIVISION OF STATISTICS, SAN JUAN, PUERTO RICO.



# Tablas de Vida

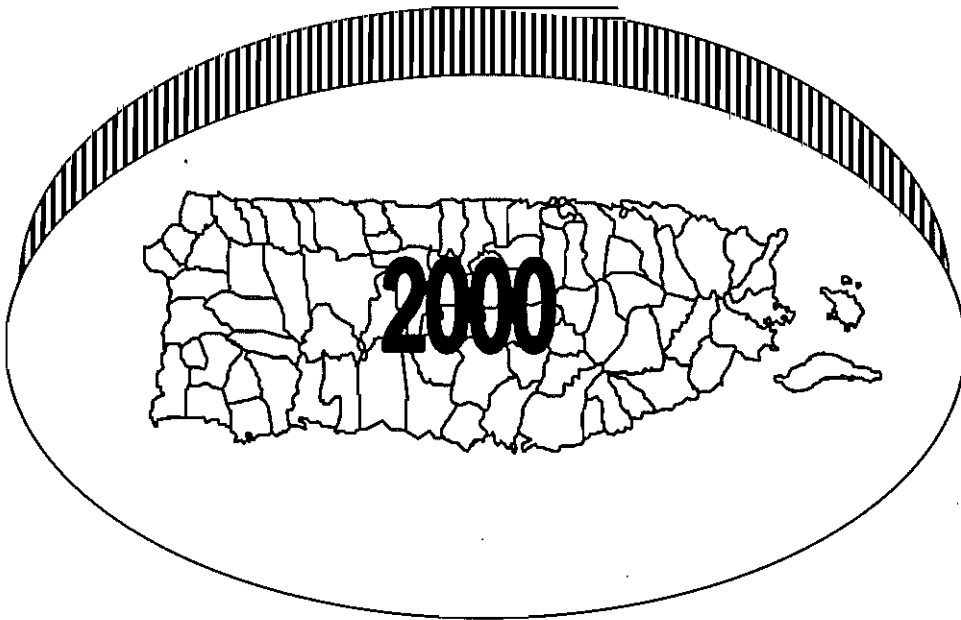




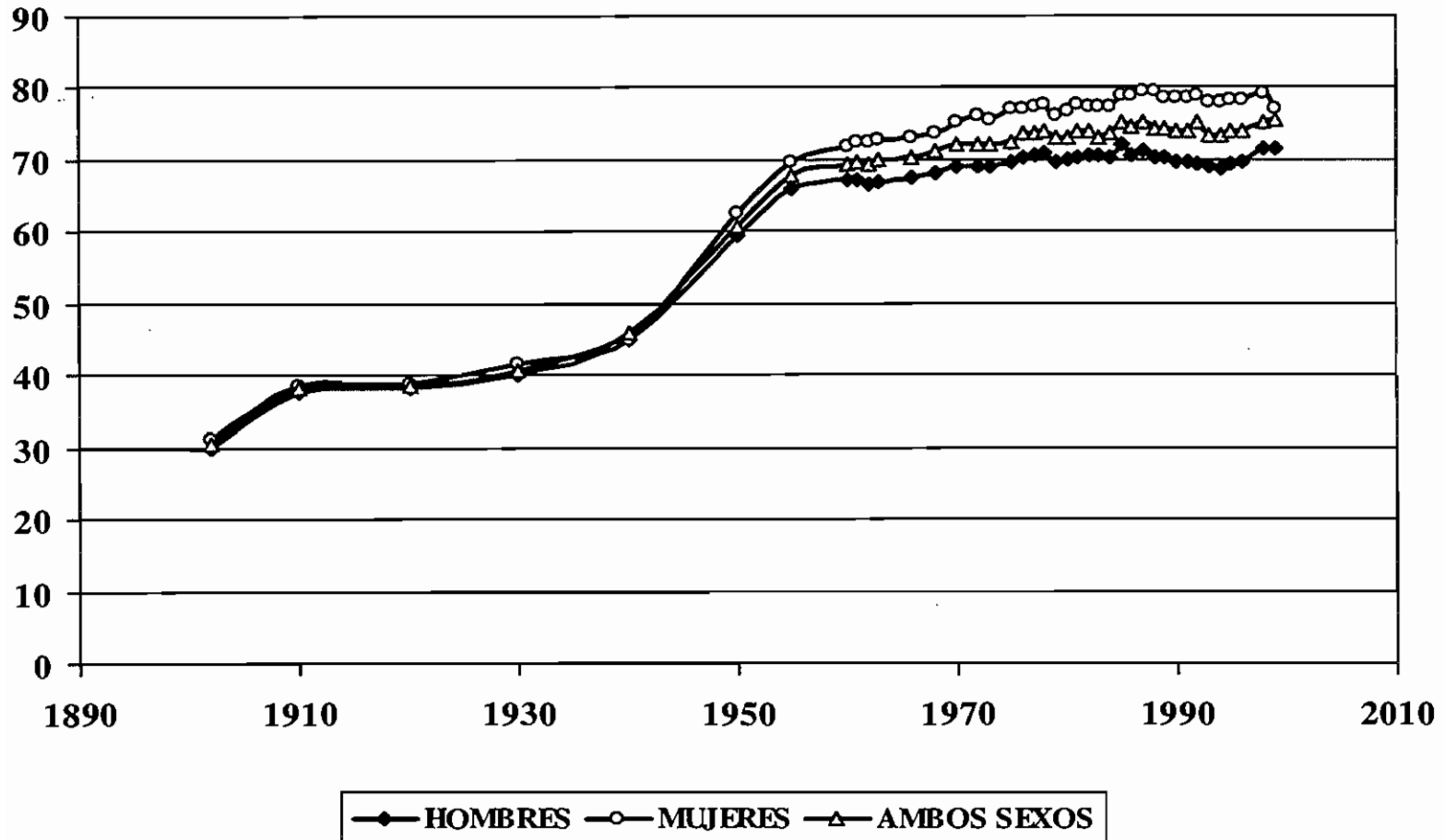
Tabla 79 - ESPERANZA DE VIDA AL NACER POR SEXO  
 Table 79 - LIFE EXPECTANCY AT BIRTH BY SEX  
 PUERTO RICO, 1902 - 1999

| ANOS<br>YEARS | HOMBRES<br>MALES | MUJERES<br>FEMALES | AMBOS SEXOS<br>BOTH SEXES |
|---------------|------------------|--------------------|---------------------------|
| 1902          | 29.82            | 31.00              | 30.36                     |
| 1910          | 37.72            | 38.64              | 38.17                     |
| 1920          | 38.18            | 38.85              | 38.46                     |
| 1930          | 40.07            | 41.46              | 40.65                     |
| 1940          | 45.07            | 45.11              | 46.01                     |
| 1950          | 59.45            | 62.43              | 60.85                     |
| 1955          | 65.96            | 69.58              | 67.71                     |
| 1960          | 67.14            | 71.88              | 69.36                     |
| 1961          | 67.18            | 72.48              | 69.76                     |
| 1962          | 66.68            | 72.37              | 69.45                     |
| 1963          | 66.86            | 72.59              | 69.90                     |
| 1966          | 67.49            | 73.11              | 70.18                     |
| 1968          | 68.25            | 73.79              | 71.15                     |
| 1970          | 68.96            | 75.18              | 71.97                     |
| 1972          | 68.92            | 76.05              | 72.10                     |
| 1973          | 69.03            | 75.63              | 72.24                     |
| 1975          | 69.74            | 76.98              | 72.32                     |
| 1976          | 70.21            | 77.11              | 73.52                     |
| 1977          | 70.45            | 77.42              | 73.80                     |
| 1978          | 70.91            | 77.59              | 74.06                     |
| 1979          | 69.60            | 76.07              | 73.12                     |
| 1980          | 69.88            | 76.87              | 73.11                     |
| 1981          | 70.29            | 77.52              | 73.90                     |
| 1982          | 70.53            | 77.39              | 73.91                     |
| 1983          | 70.45            | 77.25              | 73.11                     |
| 1984          | 70.26            | 77.28              | 73.64                     |
| 1985          | 72.07            | 79.01              | 75.28                     |
| 1986          | 70.70            | 78.94              | 74.74                     |
| 1987          | 71.12            | 79.44              | 75.28                     |
| 1988          | 70.14            | 79.57              | 74.21                     |
| 1989          | 70.17            | 78.53              | 74.24                     |
| 1990          | 69.74            | 78.50              | 74.05                     |
| 1991          | 69.60            | 78.50              | 73.96                     |
| 1992          | 69.33            | 78.80              | 75.18                     |
| 1993          | 69.07            | 78.09              | 73.49                     |
| 1994          | 68.83            | 77.87              | 73.27                     |
| 1995          | 69.33            | 78.39              | 73.96                     |
| 1996          | 69.57            | 78.29              | 74.04                     |
| 1998          | 71.41            | 79.34              | 75.17                     |
| 1999          | 71.46            | 77.02              | 75.49                     |

FUENTE: DEPARTAMENTO DE SALUD, SAPEESI, DIVISIÓN DE ESTADÍSTICAS, SAN JUAN, PUERTO RICO.

SOURCE: DEPARTMENT OF HEALTH, ASPESIS, DIVISION OF STATISTICS, SAN JUAN, PUERTO RICO.

**Gráfica 18 - ESPERANZA DE VIDA AL NACER**  
**Chart 18 - LIFE EXPECTANCY AT BIRTH**  
**PUERTO RICO: 1902 - 1999**



\* TASAS POR 100,000 HABITANTES RATES PER 100,000 POPULATION  
 FUENTE: DEPARTAMENTO DE SALUD, SAPEESI, DIVISI3N DE ESTADÍSTICAS, SAN JUAN, PUERTO RICO  
 SOURCE: DEPARTMENT OF HEALTH, ASPESIS, DIVISION OF STATISTICS, SAN JUAN, PUERTO RICO

Tabla 80 - TABLA DE VIDA ABREVIADA PARA AMBOS SEXOS, 1998-2000  
 Table 80 - ABRIDGE LIFE TABLE FOR BOTH SEXES, 1998-2000  
 PUERTO RICO

| INTERVALO DE EDAD<br>AGE INTERVAL                        | PROPORCIÓN QUE FALLECE<br>PROPORTION DYING                                           | DE CADA 100,000 NACIDOS VIVOS<br>OF 100,000 BORN ALIVE |                                              | POBLACIÓN ESTACIONARIA<br>STATIONARY POPULATION |                                                        | EXPECTATIVA DE VIDA<br>FUTURA PROMEDIO                                                  |
|----------------------------------------------------------|--------------------------------------------------------------------------------------|--------------------------------------------------------|----------------------------------------------|-------------------------------------------------|--------------------------------------------------------|-----------------------------------------------------------------------------------------|
|                                                          |                                                                                      | Sobrevivientes al comienzo de<br>cada intervalo        | Número de fallecidos<br>durante el intervalo | En el intervalo                                 | En este intervalo<br>más de todos los<br>subsiguientes | AVERAGE REMAINING<br>LIFETIME                                                           |
| Período de la vida entre dos<br>edades exactas (en años) | Proporción de fallecidos<br>durante el intervalo                                     | -                                                      | -                                            | -                                               | -                                                      | Promedio de años de vida<br>que quedan a cada<br>subviente al comienzo<br>del intervalo |
| -                                                        | Proportion of persons alive<br>at beginning of age interval<br>dying during Interval | -                                                      | -                                            | -                                               | -                                                      | -                                                                                       |
| Period of life between two<br>exact ages stated in years | -                                                                                    | Number alive at beginning<br>of age interval           | Number of dying during<br>age interval       | In the age interval                             | In the end all<br>subsequent age<br>intervals          | Average number of years<br>of life remaining at<br>beginning of age interval            |
| (1)                                                      | (2)                                                                                  | (3)                                                    | (4)                                          | (5)                                             | (6)                                                    | (7)                                                                                     |
| $x-(x+n)$                                                | $nq_x$                                                                               | $l_x$                                                  | $n d_x$                                      | $nL_x$                                          | $T_x$                                                  | $e_x$                                                                                   |
| 0-1                                                      | 0.010589                                                                             | 100000                                                 | 1059                                         | 99233                                           | 7549411                                                | 75.49                                                                                   |
| 1-5                                                      | 0.001162                                                                             | 98941                                                  | 115                                          | 395480                                          | 7450178                                                | 75.30                                                                                   |
| 5-10                                                     | 0.000901                                                                             | 98826                                                  | 89                                           | 493904                                          | 7054698                                                | 71.39                                                                                   |
| 10-15                                                    | 0.000982                                                                             | 98737                                                  | 97                                           | 493513                                          | 6560794                                                | 66.45                                                                                   |
| 15-20                                                    | 0.004319                                                                             | 98640                                                  | 426                                          | 492250                                          | 6067281                                                | 61.51                                                                                   |
| 20-25                                                    | 0.006598                                                                             | 98214                                                  | 648                                          | 489498                                          | 5575031                                                | 56.76                                                                                   |
| 25-30                                                    | 0.006724                                                                             | 97566                                                  | 656                                          | 486247                                          | 5085533                                                | 52.12                                                                                   |
| 30-35                                                    | 0.009545                                                                             | 96910                                                  | 925                                          | 482360                                          | 4599286                                                | 47.46                                                                                   |
| 35-40                                                    | 0.012960                                                                             | 95985                                                  | 1244                                         | 476942                                          | 4116926                                                | 42.89                                                                                   |
| 40-45                                                    | 0.016192                                                                             | 94741                                                  | 1534                                         | 470036                                          | 3639984                                                | 38.42                                                                                   |
| 45-50                                                    | 0.021908                                                                             | 93207                                                  | 2042                                         | 461210                                          | 3169948                                                | 34.01                                                                                   |
| 50-55                                                    | 0.031536                                                                             | 91165                                                  | 2875                                         | 449030                                          | 2708738                                                | 29.71                                                                                   |
| 55-60                                                    | 0.044456                                                                             | 88290                                                  | 3925                                         | 432199                                          | 2259708                                                | 25.59                                                                                   |
| 60-65                                                    | 0.066023                                                                             | 84365                                                  | 5570                                         | 408685                                          | 1827509                                                | 21.66                                                                                   |
| 65-70                                                    | 0.097633                                                                             | 78795                                                  | 7693                                         | 375683                                          | 1418824                                                | 18.01                                                                                   |
| 70-75                                                    | 0.141853                                                                             | 71102                                                  | 10086                                        | 331338                                          | 1043141                                                | 14.67                                                                                   |
| 75-80                                                    | 0.208175                                                                             | 61016                                                  | 12702                                        | 274240                                          | 711803                                                 | 11.67                                                                                   |
| 80-85                                                    | 0.299623                                                                             | 48314                                                  | 14476                                        | 205689                                          | 437563                                                 | 9.06                                                                                    |
| 85-90                                                    | 0.419233                                                                             | 33838                                                  | 14186                                        | 133017                                          | 231874                                                 | 6.85                                                                                    |
| 90-95                                                    | 0.563556                                                                             | 19652                                                  | 11075                                        | 68899                                           | 98857                                                  | 5.03                                                                                    |
| 95-100                                                   | 0.717733                                                                             | 8577                                                   | 6156                                         | 23542                                           | 29958                                                  | 3.49                                                                                    |
| 100-105                                                  | 1.000000                                                                             | 2421                                                   | 2421                                         | 6416                                            | 6416                                                   | 2.65                                                                                    |

Preparado por: Programa de Demografía, Escuela Graduada de Salud Pública, Recinto de Ciencias Médicas, Universidad de Puerto Rico.

Tabla 81 - TABLA DE VIDA ABREVIADA PARA HOMBRES, 1998-2000

Table 81 - ABRIDGE LIFE TABLE FOR MALES, 1998-2000

PUERTO RICO

| INTERVALO DE EDAD<br>AGE INTERVAL                        | PROPORCIÓN QUE FALLECE<br>PROPORTION DYING                                           | DE CADA 100,000 NACIDOS VIVOS<br>OF 100,000 BORN ALIVE |                                              | POBLACIÓN ESTACIONARIA<br>STATIONARY POPULATION |                                                        | EXPECTATIVA DE VIDA<br>FUTURA PROMEDIO                                                  |
|----------------------------------------------------------|--------------------------------------------------------------------------------------|--------------------------------------------------------|----------------------------------------------|-------------------------------------------------|--------------------------------------------------------|-----------------------------------------------------------------------------------------|
|                                                          |                                                                                      | Sobrevivientes al comienzo de<br>cada intervalo        | Número de fallecidos<br>durante el intervalo | En el Intervalo                                 | En este intervalo<br>más de todos los<br>subsiguientes | AVERAGE REMAINING<br>LIFETIME                                                           |
| Período de la vida entre dos<br>edades exactas (en años) | Proporción de fallecidos<br>durante el intervalo                                     | -                                                      | -                                            | -                                               | -                                                      | Promedio de años de vida<br>que quedan a cada<br>subviente al comienzo<br>del intervalo |
| Period of life between two<br>exact ages stated in years | Proportion of persons alive<br>at beginning of age Interval<br>dying during interval | Number alive at beginning<br>of age interval           | Number of dying during<br>age interval       | In the age Interval                             | In the end all<br>subsequent age<br>intervals          | Average number of years<br>of life remaining at<br>beginning of age interval            |
| (1)                                                      | (2)                                                                                  | (3)                                                    | (4)                                          | (5)                                             | (6)                                                    | (7)                                                                                     |
| x-(x+n)                                                  | $nq_x$                                                                               | $l_x$                                                  | $n d_x$                                      | $nL_x$                                          | $T_x$                                                  | $e_x$                                                                                   |
| 0-1                                                      | 0.010653                                                                             | 100000                                                 | 1065                                         | 99229                                           | 7146012                                                | 71.46                                                                                   |
| 1-5                                                      | 0.001375                                                                             | 98935                                                  | 136                                          | 395398                                          | 7046783                                                | 71.23                                                                                   |
| 5-10                                                     | 0.000951                                                                             | 98799                                                  | 94                                           | 493758                                          | 6651385                                                | 67.32                                                                                   |
| 10-15                                                    | 0.001246                                                                             | 98705                                                  | 123                                          | 493342                                          | 6157627                                                | 62.38                                                                                   |
| 15-20                                                    | 0.007030                                                                             | 98582                                                  | 693                                          | 491376                                          | 5664285                                                | 57.46                                                                                   |
| 20-25                                                    | 0.010992                                                                             | 97889                                                  | 1076                                         | 486824                                          | 5172909                                                | 52.84                                                                                   |
| 25-30                                                    | 0.010598                                                                             | 96813                                                  | 1026                                         | 481560                                          | 4686085                                                | 48.40                                                                                   |
| 30-35                                                    | 0.014209                                                                             | 95787                                                  | 1361                                         | 475706                                          | 4204525                                                | 43.89                                                                                   |
| 35-40                                                    | 0.019719                                                                             | 94426                                                  | 1862                                         | 467668                                          | 3728819                                                | 39.49                                                                                   |
| 40-45                                                    | 0.024664                                                                             | 92564                                                  | 2283                                         | 457343                                          | 3261151                                                | 35.23                                                                                   |
| 45-50                                                    | 0.032897                                                                             | 90281                                                  | 2970                                         | 444332                                          | 2803808                                                | 31.06                                                                                   |
| 50-55                                                    | 0.045515                                                                             | 87311                                                  | 3974                                         | 427076                                          | 2359476                                                | 27.02                                                                                   |
| 55-60                                                    | 0.061917                                                                             | 83337                                                  | 5160                                         | 404415                                          | 1932400                                                | 23.19                                                                                   |
| 60-65                                                    | 0.089489                                                                             | 78177                                                  | 6996                                         | 374222                                          | 1527985                                                | 19.55                                                                                   |
| 65-70                                                    | 0.128279                                                                             | 71181                                                  | 9131                                         | 334007                                          | 1153763                                                | 16.21                                                                                   |
| 70-75                                                    | 0.184609                                                                             | 62050                                                  | 11455                                        | 282391                                          | 819756                                                 | 13.21                                                                                   |
| 75-80                                                    | 0.254333                                                                             | 50595                                                  | 12868                                        | 221124                                          | 537365                                                 | 10.62                                                                                   |
| 80-85                                                    | 0.344289                                                                             | 37727                                                  | 12989                                        | 155827                                          | 316241                                                 | 8.38                                                                                    |
| 85-90                                                    | 0.454928                                                                             | 24738                                                  | 11254                                        | 94484                                           | 160414                                                 | 6.48                                                                                    |
| 90-95                                                    | 0.582171                                                                             | 13484                                                  | 7850                                         | 46290                                           | 65930                                                  | 4.89                                                                                    |
| 95-100                                                   | 0.714945                                                                             | 5634                                                   | 4028                                         | 15143                                           | 19640                                                  | 3.49                                                                                    |
| 100-105                                                  | 1.000000                                                                             | 1606                                                   | 1606                                         | 4497                                            | 4497                                                   | 2.80                                                                                    |

Preparado por: Programa de Demografía, Escuela Graduada de Salud Pública, Recinto de Ciencias Médicas, Universidad de Puerto Rico.

Tabla 82 - TABLA DE VIDA ABREVIADA PARA MUJERES, 1998-2000

Table 82 - ABRIDGE LIFE TABLE FOR FEMALES, 1998-2000

## PUERTO RICO

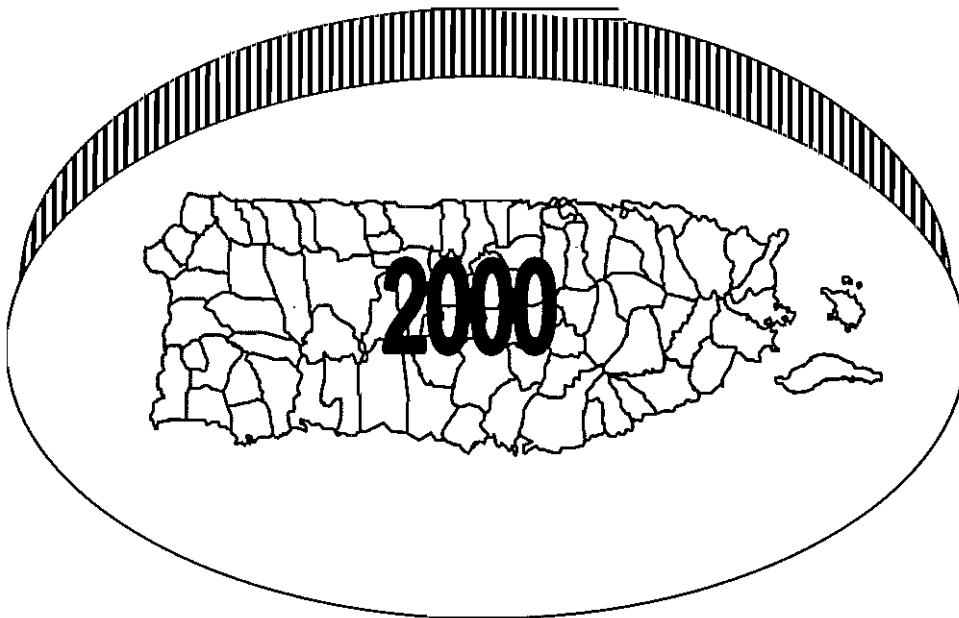
| INTERVALO DE EDAD<br>AGE INTERVAL                        | PROPORCIÓN QUE FALLECE<br>PROPORTION DYING                                           | DE CADA 100,000 NACIDOS VIVOS<br>OF 100,000 BORN ALIVE |                                              | POBLACION ESTACIONARIA<br>STATIONARY POPULATION |                                                        | EXPECTATIVA DE VIDA<br>FUTURA PROMEDIO                                                      |
|----------------------------------------------------------|--------------------------------------------------------------------------------------|--------------------------------------------------------|----------------------------------------------|-------------------------------------------------|--------------------------------------------------------|---------------------------------------------------------------------------------------------|
|                                                          |                                                                                      | Sobrevivientes al comienzo de<br>cada intervalo        | Número de fallecidos<br>durante el intervalo | En el intervalo                                 | En este intervalo<br>más de todos los<br>subsiguientes | AVERAGE REMAINING<br>LIFETIME                                                               |
| Período de la vida entre dos<br>edades exactas (en años) | Proporción de fallecidos<br>durante el intervalo                                     | -                                                      | -                                            | -                                               | -                                                      | Promedio de años de vida<br>que quedan a cada<br>sobreviviente al comienzo<br>del intervalo |
| Period of life between two<br>exact ages stated in years | Proportion of persons alive<br>at beginning of age interval<br>dying during interval | Number alive at beginning<br>of age interval           | Number of dying during<br>age interval       | In the age interval                             | In the end all<br>subsequent age<br>intervals          | Average number of years<br>of life remaining at<br>beginning of age interval                |
| (1)                                                      | (2)                                                                                  | (3)                                                    | (4)                                          | (5)                                             | (6)                                                    | (7)                                                                                         |
| x-(x+n)                                                  | $nq_x$                                                                               | $l_x$                                                  | $n d_x$                                      | $nL_x$                                          | $T_x$                                                  | $e_x$                                                                                       |
| 0-1                                                      | 0.010521                                                                             | 100000                                                 | 1052                                         | 99238                                           | 7701651                                                | 77.02                                                                                       |
| 1-5                                                      | 0.000960                                                                             | 98948                                                  | 95                                           | 395563                                          | 7602413                                                | 76.83                                                                                       |
| 5-10                                                     | 0.000850                                                                             | 98853                                                  | 84                                           | 494050                                          | 7206850                                                | 72.90                                                                                       |
| 10-15                                                    | 0.000709                                                                             | 98769                                                  | 70                                           | 493684                                          | 6712800                                                | 67.96                                                                                       |
| 15-20                                                    | 0.001560                                                                             | 98699                                                  | 154                                          | 493140                                          | 6219116                                                | 63.01                                                                                       |
| 20-25                                                    | 0.002161                                                                             | 98545                                                  | 213                                          | 492220                                          | 5725976                                                | 58.11                                                                                       |
| 25-30                                                    | 0.002919                                                                             | 98332                                                  | 287                                          | 491003                                          | 5233756                                                | 53.23                                                                                       |
| 30-35                                                    | 0.005110                                                                             | 98045                                                  | 501                                          | 489053                                          | 4742753                                                | 48.37                                                                                       |
| 35-40                                                    | 0.006910                                                                             | 97544                                                  | 674                                          | 486109                                          | 4253700                                                | 43.61                                                                                       |
| 40-45                                                    | 0.008826                                                                             | 96870                                                  | 855                                          | 482326                                          | 3767591                                                | 38.89                                                                                       |
| 45-50                                                    | 0.012717                                                                             | 96015                                                  | 1221                                         | 477225                                          | 3285265                                                | 34.22                                                                                       |
| 50-55                                                    | 0.019252                                                                             | 94794                                                  | 1825                                         | 469710                                          | 2808040                                                | 29.62                                                                                       |
| 55-60                                                    | 0.028784                                                                             | 92969                                                  | 2676                                         | 458637                                          | 2338330                                                | 25.15                                                                                       |
| 60-65                                                    | 0.045818                                                                             | 90293                                                  | 4137                                         | 443701                                          | 1879693                                                | 20.82                                                                                       |
| 65-70                                                    | 0.174730                                                                             | 86156                                                  | 15054                                        | 394384                                          | 1435992                                                | 16.67                                                                                       |
| 70-75                                                    | 0.141853                                                                             | 71102                                                  | 10086                                        | 329805                                          | 1041608                                                | 14.65                                                                                       |
| 75-80                                                    | 0.208175                                                                             | 61016                                                  | 12702                                        | 274240                                          | 711803                                                 | 11.67                                                                                       |
| 80-85                                                    | 0.299623                                                                             | 48314                                                  | 14476                                        | 205689                                          | 437563                                                 | 9.06                                                                                        |
| 85-90                                                    | 0.419233                                                                             | 33838                                                  | 14186                                        | 133017                                          | 231874                                                 | 6.85                                                                                        |
| 90-95                                                    | 0.563556                                                                             | 19652                                                  | 11075                                        | 68899                                           | 98857                                                  | 5.03                                                                                        |
| 95-100                                                   | 0.717733                                                                             | 8577                                                   | 6156                                         | 24099                                           | 29958                                                  | 3.49                                                                                        |
| 100-105                                                  | 1.000000                                                                             | 2421                                                   | 2421                                         | 5859                                            | 5859                                                   | 2.42                                                                                        |

Preparado por: Programa de Demografía, Escuela Graduada de Salud Pública, Recinto de Ciencias Médicas, Universidad de Puerto Rico.



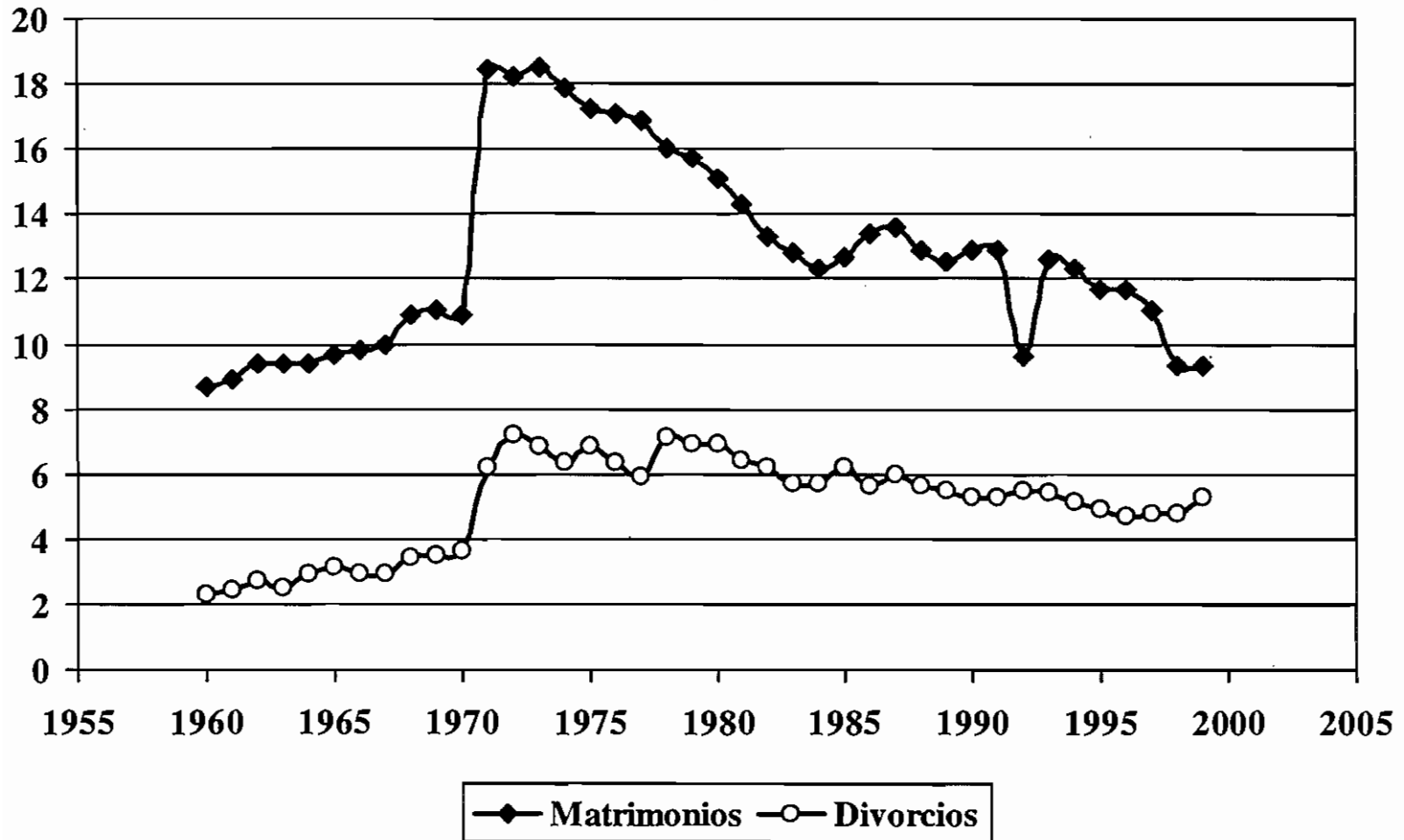


**Matrimonios y  
Divorcios**





**Gráfica 19 - TASAS\* DE NUPCIALIDAD Y DIVORCIOS POR AÑOS**  
**Chart 19 – MARRIAGE AND DIVORCE RATES BY YEARS**  
**PUERTO RICO, 1960 - 2000**



\* TASAS POR 1,000 HABITANTES DE 15 AÑOS O MAS - RATES PER 1,000 POPULATION 15 YEARS OR OLDER  
 FUENTE: DEPARTAMENTO DE SALUD, SAPEESI, DIVISION DE ESTADÍSTICAS, SAN JUAN, PUERTO RICO  
 SOURCE: DEPARTMENT OF HEALTH, ASPESIS, DIVISION OF STATISTICS, SAN JUAN, PUERTO RICO

Tabla 83 - MATRIMONIOS POR EDAD DE LOS CONTRAYENTES  
Table 83 - MARRIAGES BY AGE OF BRIDE AND GROOM  
PUERTO RICO, 2000

| EDAD DE LA<br>CONTRAYENTE<br>AGE OF THE BRIDE | EDAD DEL CONTRAYENTE - AGE OF GROOM |          |              |              |              |              |              |              |              |            |              |                      |
|-----------------------------------------------|-------------------------------------|----------|--------------|--------------|--------------|--------------|--------------|--------------|--------------|------------|--------------|----------------------|
|                                               | TOTAL                               | <15      | 15 - 19      | 20 - 24      | 25 - 29      | 30 - 34      | 35 - 39      | 40 - 44      | 45 - 49      | 50 - 54    | 55+          | No Espec.<br>Unspec. |
| <b>TOTAL</b>                                  | <b>25,980</b>                       | <b>0</b> | <b>1,921</b> | <b>7,705</b> | <b>6,190</b> | <b>3,298</b> | <b>2,044</b> | <b>1,360</b> | <b>1,022</b> | <b>812</b> | <b>1,628</b> | <b>0</b>             |
| < 15                                          | 117                                 | 0        | 47           | 54           | 9            | 5            | 1            | 1            | 0            | 0          | 0            | 0                    |
| 15 - 19                                       | 4,281                               | 0        | 1,372        | 2,186        | 569          | 109          | 30           | 11           | 1            | 2          | 1            | 0                    |
| 20 - 24                                       | 8,016                               | 0        | 458          | 4,223        | 2,405        | 631          | 183          | 62           | 32           | 12         | 10           | 0                    |
| 25 - 29                                       | 5,378                               | 0        | 38           | 993          | 2,392        | 1,179        | 463          | 180          | 75           | 36         | 22           | 0                    |
| 30 - 34                                       | 2,759                               | 0        | 5            | 192          | 607          | 862          | 554          | 306          | 129          | 71         | 33           | 0                    |
| 35 - 39                                       | 1,771                               | 0        | 1            | 38           | 146          | 343          | 516          | 342          | 204          | 103        | 78           | 0                    |
| 40 - 44                                       | 1,245                               | 0        | 0            | 15           | 42           | 124          | 192          | 301          | 241          | 178        | 152          | 0                    |
| 45 - 49                                       | 874                                 | 0        | 0            | 4            | 14           | 34           | 77           | 101          | 224          | 191        | 229          | 0                    |
| 50 - 54                                       | 621                                 | 0        | 0            | 0            | 1            | 6            | 22           | 40           | 82           | 135        | 335          | 0                    |
| 55 +                                          | 917                                 | 0        | 0            | 0            | 4            | 5            | 6            | 16           | 34           | 84         | 768          | 0                    |
| NO ESPECIFICADA<br>UNSPECIFIED                | 1                                   | 0        | 0            | 0            | 1            | 0            | 0            | 0            | 0            | 0          | 0            | 0                    |

FUENTE: DEPARTAMENTO DE SALUD, SAPEESI, DIVISIÓN DE ESTADÍSTICAS, SAN JUAN, PUERTO RICO.

SOURCE: DEPARTMENT OF HEALTH, ASPESIS, DIVISION OF STATISTICS, SAN JUAN, PUERTO RICO.

Tabla 84 - MATRIMONIOS POR PRIMERA VEZ POR EDAD DE LOS CONTRAYENTES  
Table 84 - FIRST MARRIAGE BY AGE OF BRIDE AND GROOM  
PUERTO RICO, 2000

| EDAD DEL<br>CONTRAYENTE<br>AGE OF GROOM | EDAD DE LA CONTRAYENTE - AGE OF THE BRIDE |            |              |              |              |              |            |            |           |           |            |                      |
|-----------------------------------------|-------------------------------------------|------------|--------------|--------------|--------------|--------------|------------|------------|-----------|-----------|------------|----------------------|
|                                         | TOTAL                                     | <15        | 15 - 19      | 20 - 24      | 25 - 29      | 30 - 34      | 35 - 39    | 40 - 44    | 45 - 49   | 50 - 54   | 55+        | No Espec.<br>Unspec. |
| <b>TOTAL</b>                            | <b>16,153</b>                             | <b>109</b> | <b>4,020</b> | <b>6,793</b> | <b>3,381</b> | <b>1,049</b> | <b>378</b> | <b>147</b> | <b>89</b> | <b>60</b> | <b>126</b> | <b>1</b>             |
| < 15                                    | 0                                         | 0          | 0            | 0            | 0            | 0            | 0          | 0          | 0         | 0         | 0          | 0                    |
| 15 - 19                                 | 1,882                                     | 47         | 1,361        | 441          | 31           | 2            | 0          | 0          | 0         | 0         | 0          | 0                    |
| 20 - 24                                 | 7,012                                     | 52         | 2,119        | 3,956        | 775          | 88           | 15         | 4          | 3         | 0         | 0          | 0                    |
| 25 - 29                                 | 4,519                                     | 8          | 463          | 1,949        | 1,733        | 318          | 38         | 8          | 1         | 0         | 0          | 1                    |
| 30 - 34                                 | 1,579                                     | 2          | 56           | 351          | 639          | 390          | 107        | 29         | 5         | 0         | 0          | 0                    |
| 35 - 39                                 | 563                                       | 0          | 18           | 72           | 160          | 171          | 111        | 24         | 5         | 1         | 1          | 0                    |
| 40 - 44                                 | 226                                       | 0          | 3            | 16           | 32           | 57           | 64         | 34         | 11        | 5         | 4          | 0                    |
| 45 - 49                                 | 109                                       | 0          | 0            | 4            | 9            | 16           | 27         | 24         | 16        | 11        | 2          | 0                    |
| 50 - 54                                 | 80                                        | 0          | 0            | 2            | 1            | 3            | 11         | 16         | 24        | 14        | 9          | 0                    |
| 55 +                                    | 183                                       | 0          | 0            | 2            | 1            | 4            | 5          | 8          | 24        | 29        | 110        | 0                    |
| NO ESPECIFICADA<br>UNSPECIFIED          | 0                                         | 0          | 0            | 0            | 0            | 0            | 0          | 0          | 0         | 0         | 0          | 0                    |

FUENTE: DEPARTAMENTO DE SALUD, SAPEESI, DIVISIÓN DE ESTADÍSTICAS, SAN JUAN, PUERTO RICO.

SOURCE: DEPARTMENT OF HEALTH, ASPESIS, DIVISION OF STATISTICS, SAN JUAN, PUERTO RICO.

Tabla 85 - MATRIMONIOS POR EDAD Y ESTADO CIVIL PREVIO DE LOS CONTRAYENTES  
 Table 85 - MARRIAGES BY AGE AND PREVIOUS CIVIL STATUS OF BRIDE AND GROOM  
 PUERTO RICO, 2000

## DATOS DE LA CONTRAYENTE (BRIDE)

| EDAD<br>AGE                    | TOTAL         | SOLTERA<br>SINGLE | VIUDA<br>WIDOW | DIVORCIADA<br>DIVORCED | NO ESP.<br>UNSP. |
|--------------------------------|---------------|-------------------|----------------|------------------------|------------------|
| <b>TOTAL</b>                   | <b>25,980</b> | <b>19,635</b>     | <b>586</b>     | <b>5,759</b>           | <b>0</b>         |
| < 15                           | 117           | 117               | 0              | 0                      | 0                |
| 15 - 19                        | 4,281         | 4,243             | 1              | 37                     | 0                |
| 20 - 24                        | 8,016         | 7,589             | 13             | 414                    | 0                |
| 25 - 29                        | 5,378         | 4,335             | 32             | 1,011                  | 0                |
| 30 - 34                        | 2,759         | 1,611             | 47             | 1,101                  | 0                |
| 35 - 39                        | 1,771         | 749               | 55             | 967                    | 0                |
| 40 - 44                        | 1,245         | 376               | 65             | 804                    | 0                |
| 45 - 49                        | 874           | 218               | 77             | 579                    | 0                |
| 50 - 54                        | 621           | 154               | 70             | 397                    | 0                |
| 55 +                           | 917           | 242               | 226            | 449                    | 0                |
| NO ESPECIFICADA<br>UNSPECIFIED | 1             | 1                 | 0              | 0                      | 0                |

## DATOS DEL CONTRAYENTE (GROOM)

| EDAD<br>AGE                    | TOTAL         | SOLTERO<br>SINGLE | VIUDO<br>WIDOW | DIVORCIADO<br>DIVORCED | NO ESP.<br>UNSP. |
|--------------------------------|---------------|-------------------|----------------|------------------------|------------------|
| <b>TOTAL</b>                   | <b>25,980</b> | <b>18,416</b>     | <b>554</b>     | <b>7,010</b>           | <b>0</b>         |
| < 15                           | 0             | 0                 | 0              | 0                      | 0                |
| 15 - 19                        | 1,921         | 1,917             | 0              | 4                      | 0                |
| 20 - 24                        | 7,705         | 7,440             | 2              | 263                    | 0                |
| 25 - 29                        | 6,190         | 5,149             | 15             | 1,026                  | 0                |
| 30 - 34                        | 3,298         | 2,021             | 21             | 1,256                  | 0                |
| 35 - 39                        | 2,044         | 858               | 22             | 1,164                  | 0                |
| 40 - 44                        | 1,360         | 387               | 36             | 937                    | 0                |
| 45 - 49                        | 1,022         | 202               | 38             | 782                    | 0                |
| 50 - 54                        | 812           | 137               | 58             | 617                    | 0                |
| 55 +                           | 1,628         | 305               | 362            | 961                    | 0                |
| NO ESPECIFICADA<br>UNSPECIFIED | 0             | 0                 | 0              | 0                      | 0                |

FUENTE: DEPARTAMENTO DE SALUD, SAPEESI, DIVISIÓN DE ESTADÍSTICAS, SAN JUAN, PUERTO RICO.

SOURCE: DEPARTMENT OF HEALTH, ASPEESI, DIVISION OF STATISTICS, SAN JUAN, PUERTO RICO.

Tabla 86 - DIVORCIOS CONCEDIDOS EN LAS SALAS DEL TRIBUNAL GENERAL DE JUSTICIA POR SALA Y CAUSAL  
 Table 86 - DIVORCES GRANTED BY CAUSES AT GENERAL JUSTICE TRIBUNAL COURTROOMS  
 PUERTO RICO, 2000

| CAUSALES                                                                             | Total         | Aguadilla    | Albionto   | Arecibo    | Bayamón      | Caguas       | Carolina     | Fajardo    | Guayama    | Humacao    | Mayaguez     | Ponce        | San Juan     | Utuaado    |
|--------------------------------------------------------------------------------------|---------------|--------------|------------|------------|--------------|--------------|--------------|------------|------------|------------|--------------|--------------|--------------|------------|
| <b>Total</b>                                                                         | <b>13,621</b> | <b>1,174</b> | <b>355</b> | <b>753</b> | <b>1,461</b> | <b>1,441</b> | <b>1,647</b> | <b>561</b> | <b>635</b> | <b>443</b> | <b>1,107</b> | <b>1,336</b> | <b>2,261</b> | <b>447</b> |
| Consentimiento mutuo<br>Mutual consent                                               | 6,995         | 736          | 103        | 343        | 326          | 891          | 1,074        | 330        | 315        | 126        | 627          | 605          | 1,257        | 262        |
| Separación por más de dos años<br>Separation for two or more years                   | 3,756         | 252          | 132        | 253        | 647          | 329          | 350          | 152        | 183        | 187        | 253          | 434          | 483          | 101        |
| Trato cruel<br>Cruel treatment and graves injuries                                   | 2,393         | 151          | 113        | 139        | 408          | 207          | 174          | 57         | 123        | 111        | 189          | 254          | 391          | 76         |
| Abandono por más de un año<br>Abandonment for more than 1 year                       | 327           | 17           | 3          | 11         | 65           | 8            | 40           | 9          | 9          | 11         | 26           | 24           | 98           | 6          |
| Adulterio<br>Adultery                                                                | 58            | 10           | 3          | 3          | 7            | 2            | 4            | 4          | 4          | 0          | 7            | 7            | 7            | 0          |
| Convicto a delito grave con<br>pérdida derechos civiles<br>Felony                    | 23            | 2            | 0          | 2          | 1            | 2            | 4            | 0          | 0          | 1          | 1            | 6            | 4            | 0          |
| Embriaguez habitual o uso<br>continuo de narcóticos<br>Habitual drunkenness or drugs | 10            | 0            | 0          | 0          | 2            | 1            | 1            | 4          | 0          | 0          | 0            | 2            | 0            | 0          |
| Exequatur<br>Exequatur                                                               | 59            | 6            | 1          | 2          | 5            | 1            | 0            | 5          | 1          | 7          | 4            | 4            | 21           | 2          |

Fuente: Administración de Tribunales, Oficina de Estadísticas, San Juan, Puerto Rico.

Tabla 87 - DIVORCIOS CONCEDIDOS EN LAS SALAS DEL TRIBUNAL GENERAL DE JUSTICIA POR MES Y CAUSAL  
 Table 87 - DIVORCES GRANTED AT GENERAL JUSTICE TRIBUNAL COURTROOMS BY CAUSES AND BY MONTH  
 PUERTO RICO, 2000

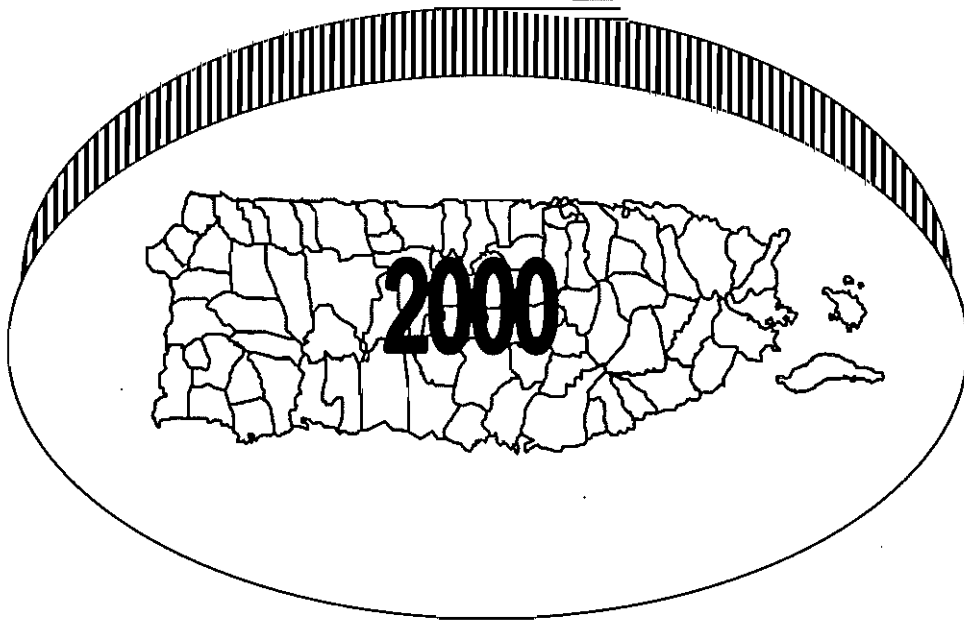
| CAUSALES                                                                            | Total         | Enero      | Febrero      | Marzo        | Abril      | Mayo         | Junio        | Julio      | Agosto       | Septiembre   | Octubre      | Noviembre  | Diciembre    |
|-------------------------------------------------------------------------------------|---------------|------------|--------------|--------------|------------|--------------|--------------|------------|--------------|--------------|--------------|------------|--------------|
| <b>Total</b>                                                                        | <b>13,621</b> | <b>926</b> | <b>1,351</b> | <b>1,357</b> | <b>957</b> | <b>1,336</b> | <b>1,254</b> | <b>662</b> | <b>1,031</b> | <b>1,367</b> | <b>1,204</b> | <b>973</b> | <b>1,203</b> |
| Consentimiento mutuo<br>Mutual consent                                              | 6,995         | 459        | 686          | 728          | 533        | 681          | 662          | 386        | 521          | 691          | 565          | 482        | 601          |
| Separación por más de dos años<br>Separation for two or more years                  | 3,756         | 255        | 382          | 357          | 227        | 373          | 341          | 167        | 299          | 382          | 344          | 276        | 353          |
| Trato cruel<br>Cruel treatment and graves injuries                                  | 2,393         | 175        | 249          | 229          | 158        | 240          | 199          | 90         | 168          | 253          | 244          | 179        | 209          |
| Abandono por más de un año<br>Abandonment for more than 1 year                      | 327           | 22         | 20           | 25           | 30         | 30           | 34           | 14         | 37           | 33           | 37           | 23         | 22           |
| Adulterio<br>Adultery                                                               | 58            | 4          | 4            | 9            | 6          | 4            | 5            | 4          | 2            | 5            | 2            | 4          | 9            |
| Convicto a delito grave con<br>pérdida derechos civiles<br>Felony                   | 23            | 3          | 3            | 4            | 0          | 2            | 2            | 0          | 1            | 1            | 2            | 4          | 1            |
| Embraguez habitual o uso<br>continuo de narcóticos<br>Habitual drunkenness or drugs | 10            | 1          | 1            | 1            | 0          | 0            | 1            | 0          | 0            | 1            | 4            | 0          | 1            |
| Exequatur<br>Exequatur                                                              | 59            | 7          | 6            | 4            | 3          | 6            | 10           | 1          | 3            | 1            | 6            | 5          | 7            |

Fuente: Administración de Tribunales, Oficina de Estadísticas, San Juan, Puerto Rico.





**Apéndice**





| NUMERO DE AREA (Area Number)                                                                                                                                                                                                                                                                                                                                                                                                                                              | AÑO (YEAR)                                            | NUMERO DE REGISTRO (Register Number)                                                            | NUMERO DE CERTIFICADO (Certificate Number)                                                                                                                          | ESTADO LIBRE ASOCIADO DE PUERTO RICO<br>DEPARTAMENTO DE SALUD<br>REGISTRO DEMOGRAFICO | VOLUMEN (VOLUME)                                    | NUMERO DE NACIMIENTO (BIRTH NUMBER)   |               |
|---------------------------------------------------------------------------------------------------------------------------------------------------------------------------------------------------------------------------------------------------------------------------------------------------------------------------------------------------------------------------------------------------------------------------------------------------------------------------|-------------------------------------------------------|-------------------------------------------------------------------------------------------------|---------------------------------------------------------------------------------------------------------------------------------------------------------------------|---------------------------------------------------------------------------------------|-----------------------------------------------------|---------------------------------------|---------------|
| 152                                                                                                                                                                                                                                                                                                                                                                                                                                                                       |                                                       |                                                                                                 |                                                                                                                                                                     | <b>CERTIFICADO DE NACIMIENTO<br/>(BIRTH CERTIFICATE)</b>                              |                                                     |                                       |               |
| 1 NOMBRE Y APELLIDOS DEL NIÑO (NAME AND SURNAMES OF CHILD)                                                                                                                                                                                                                                                                                                                                                                                                                |                                                       |                                                                                                 |                                                                                                                                                                     |                                                                                       |                                                     |                                       |               |
| NOMBRE                                                                                                                                                                                                                                                                                                                                                                                                                                                                    |                                                       |                                                                                                 |                                                                                                                                                                     |                                                                                       |                                                     |                                       |               |
| APELLIDOS                                                                                                                                                                                                                                                                                                                                                                                                                                                                 |                                                       |                                                                                                 |                                                                                                                                                                     |                                                                                       |                                                     |                                       |               |
| 2 SEXO (Sex)                                                                                                                                                                                                                                                                                                                                                                                                                                                              | 3 HORA Y FECHA DE NACIMIENTO (Time and Date of Birth) |                                                                                                 |                                                                                                                                                                     |                                                                                       | 4 FECHA DE REGISTRO (Registration Date)             |                                       |               |
|                                                                                                                                                                                                                                                                                                                                                                                                                                                                           | HORA (Hour)                                           | MES (Month)                                                                                     | DIA (Day)                                                                                                                                                           | AÑO (Year)                                                                            | MES (Month)                                         | AÑO (Year)                            |               |
| 5 LUGAR DE NACIMIENTO (Birthplace)                                                                                                                                                                                                                                                                                                                                                                                                                                        |                                                       |                                                                                                 | 5b Nombre del Hospital o Institucion - Si no nació en Hospital, informe calle y número (Name of Hospital or Institution, if not Institution give street and number) |                                                                                       |                                                     |                                       |               |
| 5c Zona (Zone)                                                                                                                                                                                                                                                                                                                                                                                                                                                            |                                                       | 5d BARRIO O URBANIZACION (Barrio or 'Urbanized Area')                                           |                                                                                                                                                                     | 5e MUNICIPIO (Municipality) P.R.                                                      |                                                     | 6 DOMICILIO DEL NIÑO (Dwelling Place) |               |
| 7 NOMBRE Y APELLIDOS (Name and Surnames)                                                                                                                                                                                                                                                                                                                                                                                                                                  |                                                       |                                                                                                 |                                                                                                                                                                     |                                                                                       | 8 Fecha de Nacimiento (Date of Birth)               |                                       | 9 Edad (Age)  |
|                                                                                                                                                                                                                                                                                                                                                                                                                                                                           |                                                       |                                                                                                 |                                                                                                                                                                     |                                                                                       | Mes                                                 |                                       | Día           |
|                                                                                                                                                                                                                                                                                                                                                                                                                                                                           |                                                       |                                                                                                 |                                                                                                                                                                     |                                                                                       | Año                                                 |                                       |               |
| 10 Color o Raza (Race)                                                                                                                                                                                                                                                                                                                                                                                                                                                    | 11 LUGAR DE NACIMIENTO (Birthplace)                   |                                                                                                 |                                                                                                                                                                     |                                                                                       |                                                     | 12 Grado Escolar (Education)          |               |
| a MUNICIPIO                                                                                                                                                                                                                                                                                                                                                                                                                                                               |                                                       |                                                                                                 |                                                                                                                                                                     |                                                                                       | b Estado o País (State or Country)                  |                                       |               |
| 13 Residencia habitual del padre (Father's Residence)                                                                                                                                                                                                                                                                                                                                                                                                                     |                                                       |                                                                                                 |                                                                                                                                                                     |                                                                                       | 15 Clase de Industria o Negocio (Business/Industry) |                                       |               |
| a Municipio                                                                                                                                                                                                                                                                                                                                                                                                                                                               |                                                       |                                                                                                 |                                                                                                                                                                     |                                                                                       | b Estado o País                                     |                                       |               |
| 14 Ocupación Habitual (Occupation)                                                                                                                                                                                                                                                                                                                                                                                                                                        |                                                       |                                                                                                 |                                                                                                                                                                     |                                                                                       | 15 Clase de Industria o Negocio (Business/Industry) |                                       |               |
| 16 NOMBRE Y APELLIDOS (Name and Surnames)                                                                                                                                                                                                                                                                                                                                                                                                                                 |                                                       |                                                                                                 |                                                                                                                                                                     |                                                                                       | 17 Fecha de Nacimiento (Date of Birth)              |                                       | 18 Edad (Age) |
|                                                                                                                                                                                                                                                                                                                                                                                                                                                                           |                                                       |                                                                                                 |                                                                                                                                                                     |                                                                                       | Mes                                                 |                                       | Día           |
|                                                                                                                                                                                                                                                                                                                                                                                                                                                                           |                                                       |                                                                                                 |                                                                                                                                                                     |                                                                                       | Año                                                 |                                       |               |
| 19 Color o Raza (Race)                                                                                                                                                                                                                                                                                                                                                                                                                                                    | 20 LUGAR DE NACIMIENTO (Birthplace)                   |                                                                                                 |                                                                                                                                                                     |                                                                                       |                                                     | 21 Grado Escolar (Education)          |               |
| a MUNICIPIO                                                                                                                                                                                                                                                                                                                                                                                                                                                               |                                                       |                                                                                                 |                                                                                                                                                                     |                                                                                       | b Estado o País (State or Country)                  |                                       |               |
| 22 Residencia habitual de la madre (Mother's Residence)                                                                                                                                                                                                                                                                                                                                                                                                                   |                                                       |                                                                                                 | a Calle, Número y Urbanización o Barrio                                                                                                                             |                                                                                       | b Municipio                                         |                                       |               |
|                                                                                                                                                                                                                                                                                                                                                                                                                                                                           |                                                       |                                                                                                 |                                                                                                                                                                     |                                                                                       | c Zona (Zone)                                       |                                       |               |
|                                                                                                                                                                                                                                                                                                                                                                                                                                                                           |                                                       |                                                                                                 |                                                                                                                                                                     |                                                                                       | d Estado o País                                     |                                       |               |
| e Dirección Postal de la madre (Si es igual a la residencia, indique solo el Zip Code (Mother's Mailing Address)                                                                                                                                                                                                                                                                                                                                                          |                                                       |                                                                                                 |                                                                                                                                                                     |                                                                                       | f Zip Code                                          |                                       |               |
| 23 Ocupación Habitual (Occupation)                                                                                                                                                                                                                                                                                                                                                                                                                                        |                                                       |                                                                                                 |                                                                                                                                                                     |                                                                                       | 24 Clase de Industria o Negocio (Business/Industry) |                                       |               |
| 25 Certifico que la información personal provista en este certificado es correcta a mi mejor entender ( ) Autorizo ( ) No Autorizo que el número de Seguro Social se asigne al niño y se Informe al Departamento de Salud (I certify that the personal information on this certificate is correct to the best of my knowledge and belief ( ) Autorizeo ( ) Do not authorize that the child be assigned a Social Security Number and released to the Department of Health) |                                                       |                                                                                                 |                                                                                                                                                                     |                                                                                       |                                                     |                                       |               |
| 25a Nombre del Informante (Name of Informant)                                                                                                                                                                                                                                                                                                                                                                                                                             |                                                       |                                                                                                 |                                                                                                                                                                     | 25b Firma y/o Testigo (Signature of Informant)                                        |                                                     |                                       |               |
| 25c Dirección Postal                                                                                                                                                                                                                                                                                                                                                                                                                                                      |                                                       |                                                                                                 |                                                                                                                                                                     | 25d Relación con el niño (Relation to child)                                          |                                                     |                                       |               |
| <b>HISTORIAL REPRODUCTIVO</b>                                                                                                                                                                                                                                                                                                                                                                                                                                             |                                                       |                                                                                                 |                                                                                                                                                                     |                                                                                       |                                                     |                                       |               |
| 26 Nacimientos Vivos (No incluya este Nacimiento)                                                                                                                                                                                                                                                                                                                                                                                                                         |                                                       | 27 Aborto o Muerte fetal (Espontáneo o inducido por cualquier momento después de la concepción) |                                                                                                                                                                     | 28 Estado Jurídico del Niño                                                           |                                                     |                                       |               |
| 26a Vivos                                                                                                                                                                                                                                                                                                                                                                                                                                                                 |                                                       | 26b Muertos                                                                                     |                                                                                                                                                                     | 29 Año y Lugar de Matrimonio                                                          |                                                     |                                       |               |
|                                                                                                                                                                                                                                                                                                                                                                                                                                                                           |                                                       | 27a Número                                                                                      |                                                                                                                                                                     | Año                                                                                   |                                                     |                                       |               |
| 26c Fecha último Nacimiento Vivo                                                                                                                                                                                                                                                                                                                                                                                                                                          |                                                       | 27b Fecha último aborto o muerte fetal                                                          |                                                                                                                                                                     | Municipio Estado y/o País                                                             |                                                     |                                       |               |
| Mes                                                                                                                                                                                                                                                                                                                                                                                                                                                                       |                                                       | Mes                                                                                             |                                                                                                                                                                     |                                                                                       |                                                     |                                       |               |
| Año                                                                                                                                                                                                                                                                                                                                                                                                                                                                       |                                                       | Año                                                                                             |                                                                                                                                                                     |                                                                                       |                                                     |                                       |               |
| SI NO ES LEGITIMO, RECONOCIDO POR                                                                                                                                                                                                                                                                                                                                                                                                                                         |                                                       |                                                                                                 |                                                                                                                                                                     |                                                                                       | 32 Estado Civil - Los padres de este niño           |                                       |               |
| 31 Firma de la Madre                                                                                                                                                                                                                                                                                                                                                                                                                                                      |                                                       |                                                                                                 | 30 Firma del Padre                                                                                                                                                  |                                                                                       |                                                     |                                       |               |
| Fecha                                                                                                                                                                                                                                                                                                                                                                                                                                                                     |                                                       |                                                                                                 | Fecha                                                                                                                                                               |                                                                                       |                                                     |                                       |               |

DATOS SOBRE EL NIÑO (A)

PADRE (Father)

MADRE (Mother)

INFORMANTE

CANCELADO

CANCELADO

**INFORMACION PARA USO MEDICO Y DE SALUD**

El médico debe ser el principal responsable de completar la RD 103 y/o revisar la información en los apartados 16 al 22 - Deberá verificar estos apartados antes de emitir el certificado de nacimiento

3 ¿Fue la madre trasladada antes de parto?  
Si lo fue, indique de cual Institución

34 ¿Fue el infante trasladado?  
Si lo fue, indique a cual Institución

|                                                    |     |     |                                              |                             |                |       |                  |                    |
|----------------------------------------------------|-----|-----|----------------------------------------------|-----------------------------|----------------|-------|------------------|--------------------|
| 35 Fecha en que comenzó última menstruación normal |     |     | 36 Mes del embarazo comenzó cuidado prenatal | 37 Total visitas prenatales | 38 Apgar Score |       | 39 Peso al Nacer | 40 Tamaño al Nacer |
| Mes                                                | Día | Año |                                              |                             | 1 min          | 5 min |                  |                    |

|                       |                   |                                             |
|-----------------------|-------------------|---------------------------------------------|
| Duración del Embarazo | 42 Este Parto fue | 43 Orden del Nacimiento en Partos Múltiples |
|-----------------------|-------------------|---------------------------------------------|

**4a FACTORES MEDICOS DE RIESGO EN ESTE EMBARAZO**

|                                                     |    |                          |
|-----------------------------------------------------|----|--------------------------|
| Anemia (Hct <30/Hgb <10)                            | 01 | <input type="checkbox"/> |
| Enfermedad Cardíaca                                 | 02 | <input type="checkbox"/> |
| Inf del pulmón - aguda o crónica                    | 03 | <input type="checkbox"/> |
| Diabetes                                            | 04 | <input type="checkbox"/> |
| Herpes Genital                                      | 05 | <input type="checkbox"/> |
| Hidramnios/Oligohidramnios                          | 06 | <input type="checkbox"/> |
| Emoglobinopatía                                     | 07 | <input type="checkbox"/> |
| Hipertensión crónica                                | 08 | <input type="checkbox"/> |
| Hipertensión asociada con embarazo                  | 09 | <input type="checkbox"/> |
| Clamptia                                            | 10 | <input type="checkbox"/> |
| Cervix Incompetente                                 | 11 | <input type="checkbox"/> |
| Peso feto o neonato 4000 + grs                      | 12 | <input type="checkbox"/> |
| Peso feto (o neonato) pequeño para edad gestacional | 13 | <input type="checkbox"/> |
| Enfermedad Renal                                    | 14 | <input type="checkbox"/> |
| Sensibilización al factor RH                        | 15 | <input type="checkbox"/> |
| Hemorragia Uterina                                  | 16 | <input type="checkbox"/> |
| Ninguno                                             | 00 | <input type="checkbox"/> |
| Otros (Especifique)                                 | 17 | <input type="checkbox"/> |

**46 COMPLICACIONES DEL PARTO**

|                                      |    |                          |
|--------------------------------------|----|--------------------------|
| Fiebril (>100°F ó 38°C)              | 01 | <input type="checkbox"/> |
| Meconio moderado/en exceso           | 02 | <input type="checkbox"/> |
| Rotura prematura de membrana >12 hrs | 03 | <input type="checkbox"/> |
| Placenta abrupta                     | 04 | <input type="checkbox"/> |
| Placenta previa                      | 05 | <input type="checkbox"/> |
| Otro sangramiento                    | 06 | <input type="checkbox"/> |
| Convulsiones durante el parto        | 07 | <input type="checkbox"/> |
| Parto Precipitado (<3 horas)         | 08 | <input type="checkbox"/> |
| Parto Prolongado (>20 horas)         | 09 | <input type="checkbox"/> |
| Distorsión Uterina                   | 10 | <input type="checkbox"/> |
| Presentación de nalgas               | 11 | <input type="checkbox"/> |
| Desproporción cefalopelvica          | 12 | <input type="checkbox"/> |
| Prolapso del cordón                  | 13 | <input type="checkbox"/> |
| Complicaciones por anestesia         | 14 | <input type="checkbox"/> |
| Sufrimiento fetal                    | 15 | <input type="checkbox"/> |
| Ninguno                              | 00 | <input type="checkbox"/> |
| Otras                                | 16 | <input type="checkbox"/> |

**49 ANOMALIAS CONGENITAS DEL NIÑO (COTEJE TODO LO QUE APLIQUE)**

|                                                                   |    |                          |
|-------------------------------------------------------------------|----|--------------------------|
| Anencefalo                                                        | 01 | <input type="checkbox"/> |
| Espina bifida/Meningocele                                         | 02 | <input type="checkbox"/> |
| Hidrocefalo                                                       | 03 | <input type="checkbox"/> |
| Microcefalo                                                       | 04 | <input type="checkbox"/> |
| Otras anomalías del sistema nervioso central (Especifique)        | 05 | <input type="checkbox"/> |
| Malformaciones del corazón                                        | 06 | <input type="checkbox"/> |
| Otras anomalías circulatorias/respiratorias (Especifique)         | 07 | <input type="checkbox"/> |
| Atresia/estenosis rectal                                          | 08 | <input type="checkbox"/> |
| Fistula traquea esofagica/atresia esofagica                       | 09 | <input type="checkbox"/> |
| Onfalocelo/Gastrochisis                                           | 10 | <input type="checkbox"/> |
| Otras anomalías gastrointestinales (Especifique)                  | 11 | <input type="checkbox"/> |
| Genitales malformados                                             | 12 | <input type="checkbox"/> |
| Agnesia Renal                                                     | 13 | <input type="checkbox"/> |
| Otras anomalías urogenitales (Especifique)                        | 14 | <input type="checkbox"/> |
| Labio Leporo/paladar hendido - Polidactilia/Sindactilia           | 15 | <input type="checkbox"/> |
| Adactilia                                                         | 16 | <input type="checkbox"/> |
| Pie equino                                                        | 17 | <input type="checkbox"/> |
| Hernia diafragmatica                                              | 18 | <input type="checkbox"/> |
| Otras anomalías musculoesqueléticas integumentarias (Especifique) | 19 | <input type="checkbox"/> |
| Síndrome de Down                                                  | 20 | <input type="checkbox"/> |
| Otras anomalías cromosómicas (Especifique)                        | 21 | <input type="checkbox"/> |
| Ninguna                                                           | 00 | <input type="checkbox"/> |
| Otra (Especifique)                                                | 22 | <input type="checkbox"/> |

**4b OTROS FACTORES DE RIESGO PARA ESTE EMBARAZO**

|                                        |                          |
|----------------------------------------|--------------------------|
| Uso de tabaco durante el embarazo      | <input type="checkbox"/> |
| Consumo promedio diario de cigarrillos |                          |
| Uso de alcohol durante el embarazo     | <input type="checkbox"/> |
| Promedio de tragos por semana          |                          |
| Aumento en peso durante el embarazo    |                          |

**47 METODO DEL PARTO**

|                                   |    |                          |
|-----------------------------------|----|--------------------------|
| Vagina                            | 01 | <input type="checkbox"/> |
| Vaginal despues de cesarea previa | 02 | <input type="checkbox"/> |
| Primera cesarea                   | 03 | <input type="checkbox"/> |
| Cesarea repetida                  | 04 | <input type="checkbox"/> |
| Forceps                           | 05 | <input type="checkbox"/> |
| Extractor al vacío                | 06 | <input type="checkbox"/> |

**50 NUMERO DEL RECORD MEDICO**

OBSERVACIONES

**5 PROCEDIMIENTOS OBSTETRICOS**

|                             |    |                          |
|-----------------------------|----|--------------------------|
| Amniocentesis               | 01 | <input type="checkbox"/> |
| Monitoreo fetal electrónico | 02 | <input type="checkbox"/> |
| Inducción del parto         | 03 | <input type="checkbox"/> |
| Estimulación del parto      | 04 | <input type="checkbox"/> |
| Ocitocina                   | 05 | <input type="checkbox"/> |
| Trasfusión                  | 06 | <input type="checkbox"/> |
| Ninguno                     | 00 | <input type="checkbox"/> |
| Otros                       | 07 | <input type="checkbox"/> |

**48 CONDICIONES ANORMALES DEL RECIEN NACIDO**

|                                   |    |                          |
|-----------------------------------|----|--------------------------|
| Anemia (Hct < 39/ingó < 13)       | 01 | <input type="checkbox"/> |
| Lesión al nacer                   | 02 | <input type="checkbox"/> |
| Síndrome de Alcolismo Fetal       | 03 | <input type="checkbox"/> |
| Membrana hialina/RDS              | 04 | <input type="checkbox"/> |
| Síndrome de aspiración de meconio | 05 | <input type="checkbox"/> |
| Ventilación artificial (<30 min)  | 06 | <input type="checkbox"/> |
| Ventilación artificial (>30 min)  | 07 | <input type="checkbox"/> |
| Convulsiones                      | 08 | <input type="checkbox"/> |
| Ninguno                           | 00 | <input type="checkbox"/> |
| Otras                             | 09 | <input type="checkbox"/> |

**CERTIFICADO DE ASISTENCIA MEDICA**

Certifico que este niño (a) nació vivo (a) en la hora, fecha y sitio arriba indicados

Espacio para adherir y cancelar el sello de Rentas Internas exigido por la Ley en Inscripciones Tararias

|                                                                    |                                        |
|--------------------------------------------------------------------|----------------------------------------|
| Nombre del que certifica                                           | 51a. Licencia del Médico que Certifica |
| Firma                                                              |                                        |
| Fecha de la Firma                                                  | 51b. Título                            |
| Dirección                                                          |                                        |
| Nombre y título del que atendió el parto si no es el que certifica |                                        |
| Nombre                                                             | 52a. Título                            |
| Dirección postal del que atendió el parto                          |                                        |

| DIVISION DE REGISTRO DEMOGRAFICO                                                                                                                                                                                                        |  |                                                                                                                                              |  | CERTIFICADO DE DEFUNCION                                                                                                                                                     |  |                       |  | DEATH CERTIFICATE                                                                                                                                                                                                                                              |  |                              |  | NUMBER OF DEATH NUMBER                                                                                           |  |                                        |  |                                   |  |
|-----------------------------------------------------------------------------------------------------------------------------------------------------------------------------------------------------------------------------------------|--|----------------------------------------------------------------------------------------------------------------------------------------------|--|------------------------------------------------------------------------------------------------------------------------------------------------------------------------------|--|-----------------------|--|----------------------------------------------------------------------------------------------------------------------------------------------------------------------------------------------------------------------------------------------------------------|--|------------------------------|--|------------------------------------------------------------------------------------------------------------------|--|----------------------------------------|--|-----------------------------------|--|
| (Area Number)                                                                                                                                                                                                                           |  | (Year)                                                                                                                                       |  | (Register Number)                                                                                                                                                            |  | (Certificate Number)  |  | 152                                                                                                                                                                                                                                                            |  |                              |  |                                                                                                                  |  |                                        |  |                                   |  |
| 1 Lugar de Defunción (Place of Death)                                                                                                                                                                                                   |  |                                                                                                                                              |  | b Barrio                                                                                                                                                                     |  |                       |  | 1 c Lugar (Coteje solo una)                                                                                                                                                                                                                                    |  |                              |  | 2 Residencia Habitual de Fallecido (¿Dónde vivía? Si en una Institución Residencia antes de ingresar a la misma) |  |                                        |  |                                   |  |
| a Municipio                                                                                                                                                                                                                             |  |                                                                                                                                              |  |                                                                                                                                                                              |  |                       |  | Hospital                                                                                                                                                                                                                                                       |  |                              |  | a Municipio                                                                                                      |  |                                        |  |                                   |  |
| d Si en Hospital u Otro Sitio (Hospital or Other Institution) Especifique donde (Nombre del Hospital, Institución etc.) Si no fue en Hospital, informe dirección exacta Indique si fue en su hogar                                      |  |                                                                                                                                              |  | e Tiempo de Estadia (en ese Municipio)                                                                                                                                       |  |                       |  | <input type="checkbox"/> Muerto al llegar (DOA)<br><input type="checkbox"/> Ambulatorio (o Emerg.) (Outpatient / ER)<br><input type="checkbox"/> Hospitalizado (Inpatient)                                                                                     |  |                              |  | b Estado o País                                                                                                  |  |                                        |  |                                   |  |
|                                                                                                                                                                                                                                         |  |                                                                                                                                              |  | f Tiempo de Estadia (en Hospital o Institución)                                                                                                                              |  |                       |  | Otros:<br><input type="checkbox"/> Casa de Salud <input type="checkbox"/> Asilo<br><input type="checkbox"/> Hogar <input type="checkbox"/> Otro                                                                                                                |  |                              |  | c. Barrio                                                                                                        |  |                                        |  |                                   |  |
|                                                                                                                                                                                                                                         |  |                                                                                                                                              |  |                                                                                                                                                                              |  |                       |  |                                                                                                                                                                                                                                                                |  |                              |  | d. Poblado, Zona o Sitio                                                                                         |  |                                        |  |                                   |  |
|                                                                                                                                                                                                                                         |  |                                                                                                                                              |  |                                                                                                                                                                              |  |                       |  |                                                                                                                                                                                                                                                                |  |                              |  | e. Urbana <input type="checkbox"/><br>Rural <input type="checkbox"/>                                             |  |                                        |  |                                   |  |
|                                                                                                                                                                                                                                         |  |                                                                                                                                              |  |                                                                                                                                                                              |  |                       |  |                                                                                                                                                                                                                                                                |  |                              |  | f Dirección (Si Urbana, -- Calle y Número)                                                                       |  |                                        |  |                                   |  |
| 3 Nombre y apellidos del fallecido (Deceased Name)                                                                                                                                                                                      |  |                                                                                                                                              |  | 4 Hora y Fecha de la Defunción Death-Time, Date                                                                                                                              |  |                       |  | Hora                                                                                                                                                                                                                                                           |  | Mes                          |  | Día                                                                                                              |  | Año                                    |  | 9 Último grado escolar completado |  |
| 5 Sexo                                                                                                                                                                                                                                  |  | 6 a Estado Civil (Marital Status)                                                                                                            |  | 6 b. Nombre del Conyuguo.                                                                                                                                                    |  | 7 Fecha de Nacimiento |  | 8 Edad (en años)                                                                                                                                                                                                                                               |  | Si Menor de 1 año            |  | Si Menor de 24 Horas                                                                                             |  | Elemental Intermedia Secundaria (0-12) |  | Colegio Universidad (14 ó 5)      |  |
|                                                                                                                                                                                                                                         |  | Nunca se casó <input type="checkbox"/> Casado <input type="checkbox"/><br>Divorciado <input type="checkbox"/> Viudo <input type="checkbox"/> |  |                                                                                                                                                                              |  | Mes Día Año           |  |                                                                                                                                                                                                                                                                |  | Meses                        |  | Días Horas Minutos                                                                                               |  |                                        |  |                                   |  |
| 10 a Ocupación Habitual (trabajo realizado durante la mayor parte de su vida. No use el término "retirado")                                                                                                                             |  |                                                                                                                                              |  | 10 b Claso de Industria o Negocio                                                                                                                                            |  |                       |  | 10 c Fecha en que trabajó por última vez                                                                                                                                                                                                                       |  |                              |  | 11 Natural de:                                                                                                   |  |                                        |  |                                   |  |
|                                                                                                                                                                                                                                         |  |                                                                                                                                              |  |                                                                                                                                                                              |  |                       |  | 10 d. Años que trabajó en esta ocupación.                                                                                                                                                                                                                      |  |                              |  | Municipio                                                                                                        |  |                                        |  |                                   |  |
|                                                                                                                                                                                                                                         |  |                                                                                                                                              |  |                                                                                                                                                                              |  |                       |  |                                                                                                                                                                                                                                                                |  |                              |  | Estado o País                                                                                                    |  |                                        |  |                                   |  |
| 12 Ciudadano de:                                                                                                                                                                                                                        |  |                                                                                                                                              |  | 13 Tiempo de Residencia en Puerto Rico                                                                                                                                       |  |                       |  | 14 Nombre y apellidos del Padre: L (Father's Name)                                                                                                                                                                                                             |  |                              |  | 15 Nombre y apellidos de soltera de Madre: (Mother's Maidenname)                                                 |  |                                        |  |                                   |  |
| 14 a Natural de Municipio                                                                                                                                                                                                               |  |                                                                                                                                              |  | Estado o País                                                                                                                                                                |  |                       |  | 15 a Natural de Municipio                                                                                                                                                                                                                                      |  |                              |  | Estado o País                                                                                                    |  |                                        |  |                                   |  |
| 16 ¿Pertenece el Fallecido alguna vez a las Fuerzas Armadas de Estados Unidos? Si <input type="checkbox"/> No <input type="checkbox"/> Guerra/Fechas _____ Se ignora <input type="checkbox"/>                                           |  |                                                                                                                                              |  | 17. Número de Seguro Social                                                                                                                                                  |  |                       |  | 18 Informante                                                                                                                                                                                                                                                  |  |                              |  | 18 d Dirección Exacta del Informante                                                                             |  |                                        |  |                                   |  |
|                                                                                                                                                                                                                                         |  |                                                                                                                                              |  | Ninguno <input type="checkbox"/> Se ignora <input type="checkbox"/>                                                                                                          |  |                       |  | a Nombre _____                                                                                                                                                                                                                                                 |  |                              |  | 18 e. Relación Con el Fallecido                                                                                  |  |                                        |  |                                   |  |
|                                                                                                                                                                                                                                         |  |                                                                                                                                              |  |                                                                                                                                                                              |  |                       |  | b. Firma _____                                                                                                                                                                                                                                                 |  |                              |  |                                                                                                                  |  |                                        |  |                                   |  |
| 19 AL QUE DECLARO LA MUERTE Completar del 19 a-c únicamente, si el medico que certifica no está disponible al momento de la muerte para certificar la causa                                                                             |  |                                                                                                                                              |  | I. CERTIFICACION MEDICA, (MEDICAL CERTIFICATION)                                                                                                                             |  |                       |  | 19 a A mi mejor entender la muerte ocurrió en la hora, fecha y lugar arriba indicado                                                                                                                                                                           |  |                              |  | 19 b Número de licencia                                                                                          |  |                                        |  |                                   |  |
| 20 CAUSA DE MUERTE Escribe una sola causa en cada línea (a), (b), (c) y (d) Causa de la muerte no significa a la forma de morir como colapso cardiaco, asfénia etc Significa la enfermedad lesion o complicación que ocasiono la muerte |  |                                                                                                                                              |  | CAUSA INMEDIATA (enfermedad o condición final que llevó a la muerte) a _____                                                                                                 |  |                       |  | Firma _____                                                                                                                                                                                                                                                    |  |                              |  | Mes Día Año                                                                                                      |  |                                        |  |                                   |  |
|                                                                                                                                                                                                                                         |  |                                                                                                                                              |  | Indique en orden las condiciones que condujeron a la causa inmediata ESCRIBA AL FINAL LA CAUSA PRINCIPAL (enfermedad o lesion) que inicio los eventos que llevaron la muerte |  |                       |  | Titulo _____                                                                                                                                                                                                                                                   |  |                              |  | 21 ¿Estuvo la fallecida embarazada en el último año?                                                             |  |                                        |  |                                   |  |
|                                                                                                                                                                                                                                         |  |                                                                                                                                              |  | b _____                                                                                                                                                                      |  |                       |  | Intervalo entre su comienzo y el fallecimiento                                                                                                                                                                                                                 |  |                              |  | <input type="checkbox"/> <input type="checkbox"/>                                                                |  |                                        |  |                                   |  |
|                                                                                                                                                                                                                                         |  |                                                                                                                                              |  | c _____                                                                                                                                                                      |  |                       |  |                                                                                                                                                                                                                                                                |  |                              |  | 22 Número del Record Médico                                                                                      |  |                                        |  |                                   |  |
|                                                                                                                                                                                                                                         |  |                                                                                                                                              |  | d _____                                                                                                                                                                      |  |                       |  |                                                                                                                                                                                                                                                                |  |                              |  |                                                                                                                  |  |                                        |  |                                   |  |
| 23 ¿Se practico Autopsia? <input type="checkbox"/> Si <input type="checkbox"/> No                                                                                                                                                       |  |                                                                                                                                              |  | 24 Institucion donde se hizo la autopsia                                                                                                                                     |  |                       |  | 25. Se refirió al fiscal <input type="checkbox"/> Si <input type="checkbox"/> No                                                                                                                                                                               |  |                              |  |                                                                                                                  |  |                                        |  |                                   |  |
| 26 a Fecha de la operacion si la hubo                                                                                                                                                                                                   |  |                                                                                                                                              |  | 26 b Hallazgos más importantes de la operacion                                                                                                                               |  |                       |  | 27 a Tipo de muerte <input type="checkbox"/> natural <input type="checkbox"/> accidente <input type="checkbox"/> suicidio <input type="checkbox"/> homicidio <input type="checkbox"/> pendiente de investigación <input type="checkbox"/> no pudo determinarse |  |                              |  | 27 b Lugar donde ocurrió la lesion (hogar, Oficina, Fabrica calle) etc                                           |  |                                        |  |                                   |  |
| 27 c Municipio                                                                                                                                                                                                                          |  | Sitio o Barrio                                                                                                                               |  | Estado o país                                                                                                                                                                |  | 27 d Fecha de lesion  |  | 27 e ¿Ocurio mientras trabajaba? <input type="checkbox"/> Si <input type="checkbox"/> No                                                                                                                                                                       |  | 27 f ¿Como ocurio la lesion? |  |                                                                                                                  |  |                                        |  |                                   |  |
|                                                                                                                                                                                                                                         |  |                                                                                                                                              |  |                                                                                                                                                                              |  | Mes Día Año           |  |                                                                                                                                                                                                                                                                |  |                              |  |                                                                                                                  |  |                                        |  |                                   |  |
| 28 a CERTIFICO que asisti al fallecido desde _____ 20 _____ hasta _____ 20 _____ en la fecha y hora arriba indicada                                                                                                                     |  |                                                                                                                                              |  | 28 b NO asisti al fallecido y ésta Certificación se hace a base de información suministrada por _____ del fallecido                                                          |  |                       |  | 29 a Medico que Certifica                                                                                                                                                                                                                                      |  |                              |  | 29 b Número de Licencia del Médico que Certifica                                                                 |  |                                        |  |                                   |  |
|                                                                                                                                                                                                                                         |  |                                                                                                                                              |  |                                                                                                                                                                              |  |                       |  | Nombre _____                                                                                                                                                                                                                                                   |  |                              |  | 29 c Dirección Exacta del Médico que Certifica                                                                   |  |                                        |  |                                   |  |
|                                                                                                                                                                                                                                         |  |                                                                                                                                              |  |                                                                                                                                                                              |  |                       |  | Firma _____                                                                                                                                                                                                                                                    |  |                              |  | 29 d de Fecha de la Firma                                                                                        |  |                                        |  |                                   |  |
|                                                                                                                                                                                                                                         |  |                                                                                                                                              |  |                                                                                                                                                                              |  |                       |  |                                                                                                                                                                                                                                                                |  |                              |  | Mes Día Año                                                                                                      |  |                                        |  |                                   |  |
| 30 a Enterramiento <input type="checkbox"/> Traslado <input type="checkbox"/> Cremación <input type="checkbox"/>                                                                                                                        |  |                                                                                                                                              |  | 30 b Fecha                                                                                                                                                                   |  |                       |  | 30 c Nombre del cementerio o crematorio                                                                                                                                                                                                                        |  |                              |  | 30 d Dirección                                                                                                   |  |                                        |  |                                   |  |
|                                                                                                                                                                                                                                         |  |                                                                                                                                              |  | Mes Día Año                                                                                                                                                                  |  |                       |  |                                                                                                                                                                                                                                                                |  |                              |  |                                                                                                                  |  |                                        |  |                                   |  |
| 31 Será completado por AGENTE FUNERARIO O ENCARGADO DEL ENTIERRO                                                                                                                                                                        |  |                                                                                                                                              |  | 32 a ¿Fue embalsamado? <input type="checkbox"/> Si <input type="checkbox"/> No                                                                                               |  |                       |  | 33 Color o Raza del Fallecido                                                                                                                                                                                                                                  |  |                              |  | 34 Fecha de Registro                                                                                             |  |                                        |  |                                   |  |
| a Certificado <input type="checkbox"/> fue embalsamado <input type="checkbox"/> no fue embalsamado                                                                                                                                      |  |                                                                                                                                              |  | b _____                                                                                                                                                                      |  |                       |  | <input type="checkbox"/> Blanco <input type="checkbox"/> Negro <input type="checkbox"/> Otro                                                                                                                                                                   |  |                              |  | Mes Día Año                                                                                                      |  |                                        |  |                                   |  |
| b _____                                                                                                                                                                                                                                 |  |                                                                                                                                              |  | Nombre del embalsamador                                                                                                                                                      |  |                       |  |                                                                                                                                                                                                                                                                |  |                              |  |                                                                                                                  |  |                                        |  |                                   |  |
| c Nombre / dirección de la funeraria                                                                                                                                                                                                    |  |                                                                                                                                              |  | c Número de licencia                                                                                                                                                         |  |                       |  |                                                                                                                                                                                                                                                                |  |                              |  | 35 Firma del Registrador                                                                                         |  |                                        |  |                                   |  |
|                                                                                                                                                                                                                                         |  |                                                                                                                                              |  | d Firma                                                                                                                                                                      |  |                       |  |                                                                                                                                                                                                                                                                |  |                              |  |                                                                                                                  |  |                                        |  |                                   |  |



RD76 (Rev. 1/92)

ESTADO LIBRE ASOCIADO DE PUERTO RICO  
DEPARTAMENTO DE SALUD  
REGISTRO DEMOGRAFICO

NUMERO DE MUERTE FETAL  
(FETAL DEATH NUMBER)

CERTIFICADO DE NATIMUERTO  
(FETAL DEATH CERTIFICATE)

|                                 |               |                                         |                                               |
|---------------------------------|---------------|-----------------------------------------|-----------------------------------------------|
| NUMERO DE AREA<br>(Area Number) | AÑO<br>(YEAR) | NUMERO DE REGISTRO<br>(Register Number) | NUMERO DE CERTIFICADO<br>(Certificate Number) |
| 152                             |               |                                         |                                               |

1. NOMBRE Y APELLIDOS DEL NIÑO (NAME AND SURNAMES OF CHILD) (NO ES NECESARIO LLENAR ESTE APARTADO)

|                                              |                                                                |             |           |            |                                          |           |            |
|----------------------------------------------|----------------------------------------------------------------|-------------|-----------|------------|------------------------------------------|-----------|------------|
| 2. SEXO                                      | 3. HORA Y FECHA DE MUERTE FETAL (Time and Date of Fetal Death) |             |           |            | 4. FECHA DE REGISTRO (Registration Date) |           |            |
|                                              | HORA (Hour)                                                    | MES (Month) | DIA (Day) | AÑO (Year) | MES (Month)                              | DIA (Day) | AÑO (Year) |
| (1) VARON (MALE) <input type="checkbox"/>    | <input type="checkbox"/> A.M.                                  |             |           |            |                                          |           |            |
| (2) HEMBRA (FEMALE) <input type="checkbox"/> | <input type="checkbox"/> P.M.                                  |             |           |            |                                          |           |            |

|                                                                                                        |                                                                                                                                                                                      |                                     |
|--------------------------------------------------------------------------------------------------------|--------------------------------------------------------------------------------------------------------------------------------------------------------------------------------------|-------------------------------------|
| 5. LUGAR DONDE OCURRIÓ LA MUERTE FETAL. (Place of Occurrence):                                         |                                                                                                                                                                                      | 5c. Zona<br>(1) Urbana<br>(2) Rural |
| 5a.<br>(1) Hogar (Home)<br>(2) Hospital (Hospital)<br>(3) En Ruta (On Route)<br>(4) Otro Sitio (Other) | 5b. Nombre del Hospital o Institución - Si no nació en Hospital o Institución, informe calle y número - (Name of Hospital or Institution, if not Institution give street and number) |                                     |

|                                                        |                              |             |
|--------------------------------------------------------|------------------------------|-------------|
| 5d. BARRIO O URBANIZACION (Barrio or "Urbanized Area") | 5e. MUNICIPIO (Municipality) | Puerto Rico |
|--------------------------------------------------------|------------------------------|-------------|

|                                                     |                                                     |                                                     |                                                     |
|-----------------------------------------------------|-----------------------------------------------------|-----------------------------------------------------|-----------------------------------------------------|
| 6. NOMBRE Y APELLIDOS (Name and Surnames)           | 7. LUGAR DE NACIMIENTO (Birthplace)                 | 8. NOMBRE Y APELLIDOS (Name and Surnames)           | 9. LUGAR DE NACIMIENTO (Birthplace)                 |
| a. MUNICIPIO<br>b. Estado o País (State or Country) | a. MUNICIPIO<br>b. Estado o País (State or Country) | a. MUNICIPIO<br>b. Estado o País (State or Country) | a. MUNICIPIO<br>b. Estado o País (State or Country) |

|                                  |                                               |              |              |         |
|----------------------------------|-----------------------------------------------|--------------|--------------|---------|
| 6. Residencia habitual del padre | 11. Residencia habitual de la madre           | 7. Municipio | 8. Municipio | 9. Zona |
| a. Municipio<br>b. Estado o País | a. Urbanización o Barrio<br>d. Calle y Número |              |              |         |

|                                                                                                                     |                                                |                                                 |
|---------------------------------------------------------------------------------------------------------------------|------------------------------------------------|-------------------------------------------------|
| 12. Dirección Postal de la madre (Si es igual a la residencia, indique sólo el Zip Code (Mother's Mailing Address)) | 12a. Nombre del Informante (Name of Informant) | 12b. Firma y/o testigo (Signature of Informant) |
|---------------------------------------------------------------------------------------------------------------------|------------------------------------------------|-------------------------------------------------|

|                                         |                                               |
|-----------------------------------------|-----------------------------------------------|
| 12c. Dirección Postal (Mailing Address) | 12d. Relación con el niño (Relation to child) |
|-----------------------------------------|-----------------------------------------------|

|                                                                                 |                                         |                                                                                                                             |                                                         |
|---------------------------------------------------------------------------------|-----------------------------------------|-----------------------------------------------------------------------------------------------------------------------------|---------------------------------------------------------|
| 13. Parte I                                                                     | Indique una causa por línea en a, b y c | 13. III. ¿Murió el feto antes o durante el parto o se ignora? (especifique)                                                 | 13. IV. ¿Se practicó autopsia?                          |
| Condiciones Fatales o maternas causantes directas de la muerte fetal.           | a. Debido a o como consecuencia de:     | <input type="checkbox"/> Antes del parto<br><input type="checkbox"/> Durante el parto<br><input type="checkbox"/> Se ignora | Si <input type="checkbox"/> No <input type="checkbox"/> |
| Condiciones fatales o maternas, si alguna, que condujeron a la causa inmediata. | b. Debido a o como consecuencia de:     |                                                                                                                             |                                                         |

ESCRIBA AL FINAL LA CAUSA PRINCIPAL

|                                                                                              |                               |            |                                       |                                                                                                                                                                                                                                                                                     |
|----------------------------------------------------------------------------------------------|-------------------------------|------------|---------------------------------------|-------------------------------------------------------------------------------------------------------------------------------------------------------------------------------------------------------------------------------------------------------------------------------------|
| 14. Certificado que este niño(a) nació muerto (a) en la hora, fecha y sitio arriba indicado. | 14a. Nombre del que certifica | 14b. Firma | 14c. Fecha de la Firma<br>Mes Dia Año | 14d. Título<br><input type="checkbox"/> Médico<br><input type="checkbox"/> Administrador del Hospital<br><input type="checkbox"/> Enfermera<br><input type="checkbox"/> Comadrona<br><input type="checkbox"/> Madre (sin asistencia)<br><input type="checkbox"/> Otro (especifique) |
|----------------------------------------------------------------------------------------------|-------------------------------|------------|---------------------------------------|-------------------------------------------------------------------------------------------------------------------------------------------------------------------------------------------------------------------------------------------------------------------------------------|

|                                        |                |                                                                                                                               |
|----------------------------------------|----------------|-------------------------------------------------------------------------------------------------------------------------------|
| 14e. Licencia del Médico que certifica | 14f. Dirección | 14g. No salió al nacimiento y ésta Certificación se hace a base de información suministrada por _____ en su carácter de _____ |
|----------------------------------------|----------------|-------------------------------------------------------------------------------------------------------------------------------|

|                                                                        |             |                                                                                                                                                                                                                                                                                     |                                                |
|------------------------------------------------------------------------|-------------|-------------------------------------------------------------------------------------------------------------------------------------------------------------------------------------------------------------------------------------------------------------------------------------|------------------------------------------------|
| 15. Nombre y título del que atendió el parto si no es el que certifica | 15a. Nombre | 15b. Título<br><input type="checkbox"/> Médico<br><input type="checkbox"/> Administrador del Hospital<br><input type="checkbox"/> Enfermera<br><input type="checkbox"/> Comadrona<br><input type="checkbox"/> Madre (sin asistencia)<br><input type="checkbox"/> Otro (especifique) | 15c. Dirección postal del que atendió el parto |
|------------------------------------------------------------------------|-------------|-------------------------------------------------------------------------------------------------------------------------------------------------------------------------------------------------------------------------------------------------------------------------------------|------------------------------------------------|

|                                                                                                                                                                                                                          |                           |                                         |                |
|--------------------------------------------------------------------------------------------------------------------------------------------------------------------------------------------------------------------------|---------------------------|-----------------------------------------|----------------|
| 16a. Enterramiento <input type="checkbox"/> Donación <input type="checkbox"/> Traslado <input type="checkbox"/> Otros <input type="checkbox"/> (Especifique) <input type="checkbox"/> Cremación <input type="checkbox"/> | 16b. Fecha<br>Mes Dia Año | 16c. Nombre del cementerio o crematorio | 16d. Dirección |
|--------------------------------------------------------------------------------------------------------------------------------------------------------------------------------------------------------------------------|---------------------------|-----------------------------------------|----------------|

|                                                |                                |
|------------------------------------------------|--------------------------------|
| 16e. Agente Funerario o Encargado del Entierro | 16f. Dirección de la Funeraria |
|------------------------------------------------|--------------------------------|

AL MEDICO: CONTINUA AL DORSO  
INFORMACION PARA USO MEDICO Y DE SALUD

Firma del Registrador (Registrar's Signature)

pulsaciones del cordón umbilical, o movimientos definidos de músculos voluntarios.

Datos sobre el Niño(a)

Padre y Madre

Informante

Causa de Muerte Fetal

Quien Atendió y Certificó

ESTADO LIBRE ASOCIADO DE PUERTO RICO  
DEPARTAMENTO DE SALUD  
REGISTRO DEMOGRAFICO

NUMERO DE MUERTE FETAL  
(FETAL DEATH NUMBER)

CERTIFICADO DE NATIMUERTOS  
(FETAL DEATH CERTIFICATE)

|                                 |               |                                         |                                               |
|---------------------------------|---------------|-----------------------------------------|-----------------------------------------------|
| NUMERO DE AREA<br>(Area Number) | AÑO<br>(YEAR) | NUMERO DE REGISTRO<br>(Register Number) | NUMERO DE CERTIFICADO<br>(Certificate Number) |
| 152                             |               |                                         |                                               |

Datos Médicos

|                                                                                      |                                               |                                 |                   |                     |
|--------------------------------------------------------------------------------------|-----------------------------------------------|---------------------------------|-------------------|---------------------|
| 17. Fecha en que comenzó última menstruación normal<br>Mes _____ Día _____ Año _____ | 18. Mes del embarazo comenzó cuidado prenatal | 19. Total de visitas prenatales | 20. Peso del feto | 21. Tamaño del feto |
|--------------------------------------------------------------------------------------|-----------------------------------------------|---------------------------------|-------------------|---------------------|

|                                            |                                                                                                                                                    |                                                                                                                                                                        |
|--------------------------------------------|----------------------------------------------------------------------------------------------------------------------------------------------------|------------------------------------------------------------------------------------------------------------------------------------------------------------------------|
| 22. Duración del Embarazo<br>_____ Semanas | 23. Este parto fue:<br><input type="checkbox"/> Simple <input type="checkbox"/> Doble <input type="checkbox"/> Triple <input type="checkbox"/> Más | 24. Orden del Nacimiento en Partos Múltiples<br><input type="checkbox"/> 1ro. <input type="checkbox"/> 2do. <input type="checkbox"/> 3ro. <input type="checkbox"/> Más |
|--------------------------------------------|----------------------------------------------------------------------------------------------------------------------------------------------------|------------------------------------------------------------------------------------------------------------------------------------------------------------------------|

**25a. FACTORES MEDICOS DE RIESGO EN ESTE EMBARAZO**  
(Coleje todos los que apliquen)

Anemia (Hct. <30/Hgb <10) ..... 01

Enfermedad Cardíaca ..... 02

Enf. del pulmón-aguda o crónica ..... 03

Diabetes ..... 04

Herpes Genital ..... 05

Hidramnios/polioidramnios ..... 06

Hemoglobinopatía ..... 07

Hipertensión crónica ..... 08

Hipertensión asociada con embarazo ..... 09

Eclampsia ..... 10

Cervix incompetente ..... 11

Previo feto (o neonato) 4000 + grs. ..... 12

Previo feto (o neonato) pequeño para edad gestacional ..... 13

Enfermedad Renal ..... 14

Sensibilización al factor RH ..... 15

Hemorragia Uterina ..... 16

Ninguno ..... 00

Otros (especifique) ..... 17

**25b. OTROS FACTORES DE RIESGO PARA ESTE EMBARAZO**  
(Complete todos los renglones)

Uso de tabaco durante el embarazo Si  No

Consumo promedio diario de cigarrillos \_\_\_\_\_

Uso de alcohol durante el embarazo Si  No

Promedio de tragos por semana \_\_\_\_\_

Aumento en peso durante el embarazo \_\_\_\_\_ lbs.

**26. PROCEDIMIENTOS OBSTETRICOS**  
(Coleje todos los que apliquen)

Amniocentesis ..... 01

Monitoreo fetal electrónico ..... 02

Inducción del parto ..... 03

Estimulación del parto ..... 04

Tocolisis ..... 05

Ultrasonido ..... 06

Ninguno ..... 00

Otros (Especifique) ..... 07

**28. COMPLICACIONES DEL PARTO**  
(Coleje todos los que apliquen)

Fiebril (>100°F ó 38°C) ..... 01

Meconio moderado/en exceso ..... 02

Rotura prematura de membrana >12 hrs. .... 03

Placenta abrupta ..... 04

Placenta previa ..... 05

Otro sangramiento ..... 06

Convulsiones durante el parto ..... 07

Parto Precipitado (<3 horas) ..... 08

Parto Prolongado (>20 horas) ..... 09

Dilatación Uterina ..... 10

Presentación de nalgas ..... 11

Desproporción cefalopélvica ..... 12

Prolapso del cordón ..... 13

Complicaciones por anestesia ..... 14

Sufimiento fetal ..... 15

Ninguna ..... 00

Otras ..... 16

(Especifique)

**30. ANOMALIAS CONGENITAS DEL NIÑO**  
(Coleje todos los que apliquen)

Anencefalia ..... 01

Espina bífida/Meningocele ..... 02

Hidrocefalo ..... 03

Microcefalo ..... 04

Otras anomalías del sistema nervioso central (Especifique) ..... 05

Malformaciones del corazón ..... 06

Otras anomalías circulatorias/respiratorias (Especifique) ..... 07

Atresia/esienoais rectal ..... 08

Fistula traqueo esofágica/streia esofágica ..... 09

Onfalocela/Gastroscela ..... 10

Otras anomalías gastrointestinales (Especifique) ..... 11

Genitales malformados ..... 12

Ageneais Renal ..... 13

Otras anomalías urogenitales (Especifique) ..... 14

Labio Leporino/paladar hendido ..... 15

Polidactilia/Bidactilia Adactilia ..... 16

Pis equino ..... 17

Hernia diafragmática ..... 18

Otras anomalías musculoesqueléticas/integumentarias (Especifique) ..... 19

Síndrome de Down ..... 20

Otras anomalías cromosómicas (Especifique) ..... 21

Ninguna ..... 00

Otra ..... 22

(Especifique)

**29. METODO DEL PARTO**  
(Coleje todos los que apliquen)

Vaginal ..... 01

Vaginal después de cesárea previa ..... 02

Primera Cesárea ..... 03

Cesárea repelida ..... 04

Forceps ..... 05

Extractor al vacío ..... 06

Histerectomía/Histerotomía ..... 07

**27. Número del record médico:** \_\_\_\_\_

**31. HISTORIAL REPRODUCTIVO**  
(Complete cada sección)

**31a. Nacimientos Vivos**

31a. ¿Cuántos están vivos? Número \_\_\_\_\_

Ninguno

31b. ¿Cuántos han muerto? Número \_\_\_\_\_

Ninguno

31c. Fecha último nacimiento vivo Mes \_\_\_\_\_ Año \_\_\_\_\_

**31d. Abortos o Muertes fetales**  
(Espontáneos o inducidos en cualquier momento después de la concepción) NO incluya este feto.

Número \_\_\_\_\_

Ninguno

31e. Fecha último aborto o muerte fetal Mes \_\_\_\_\_ Año \_\_\_\_\_

**DATOS SOBRE EL PADRE**

32. Último grado escolar que completó

|                                           |                                  |
|-------------------------------------------|----------------------------------|
| Elemental, intermedia o Secundaria (0-12) | Colegio (1-4 ó 5+) o Universidad |
|-------------------------------------------|----------------------------------|

33. Fecha de Nacimiento Mes \_\_\_\_\_ Día \_\_\_\_\_ Año \_\_\_\_\_

34. Edad del padre \_\_\_\_\_

35. Ocupación Habitual

36. Clase de Industria o Negocio

**DATOS SOBRE LA MADRE**

37. Último grado escolar que completó

|                                           |                                  |
|-------------------------------------------|----------------------------------|
| Elemental, intermedia o Secundaria (0-12) | Colegio (1-4 ó 5+) o Universidad |
|-------------------------------------------|----------------------------------|

38. Fecha de Nacimiento Mes \_\_\_\_\_ Día \_\_\_\_\_ Año \_\_\_\_\_

39. Edad de la madre \_\_\_\_\_

40. Ocupación Habitual

41. Clase de Industria o Negocio

42. Estado Civil de los Padres

1. Están legalmente casados entre sí

2. No están casados pero viven como marido y mujer.

3. No viven juntos

**OBSERVACIONES:**

**SI NO ES LEGITIMO, RECONOCIDO POR**

43. (No es necesario llenar este apartado)  
Firma del Padre \_\_\_\_\_  
Fecha \_\_\_\_\_

44. (No es necesario llenar este apartado)  
Firma de la Madre \_\_\_\_\_  
Fecha \_\_\_\_\_

Este certificado debe ser registrado con un NACIMIENTO VIVO para ser reconocido como un NACIMIENTO VIVO. Si el niño muere antes de ser registrado, este certificado debe ser registrado como un NACIMIENTO VIVO RECONOCIDO POR.



**ADVERTENCIAS**

AL CELEBRANTE: El celebrante no deberá proceder a la celebración de matrimonios sin antes cerciorarse de que se han llenado los requisitos que exige la Ley y de que los contrayentes han obtenido la LICENCIA MATRIMONIAL correspondiente.

A LOS CONTRAYENTES: para asegurarse de que el matrimonio fue inscrito en el Registro Demográfico correspondiente dentro de los diez días de su celebración, solicite al Registrador un certificado de inscripción (RD-73) libre de derechos.

No use ni permita el uso de bolígrafo

| NUMERO DE AREA (Area Number)                                                                                                                                                                                                                                                                                                                     | AÑO (Year) | NUMERO DE REGISTRO (Register Number)                                                                      | NUMERO DE CERTIFICADO (Certificate Number) | ESTADO LIBRE ASOCIADO DE PUERTO RICO<br>DEPARTAMENTO DE SALUD<br>REGISTRO DEMOGRAFICO                                  |                                                                     |  |                                         | NUMERO DE MATRIMONIO (MARRIAGE NUMBER)                                                                                   |
|--------------------------------------------------------------------------------------------------------------------------------------------------------------------------------------------------------------------------------------------------------------------------------------------------------------------------------------------------|------------|-----------------------------------------------------------------------------------------------------------|--------------------------------------------|------------------------------------------------------------------------------------------------------------------------|---------------------------------------------------------------------|--|-----------------------------------------|--------------------------------------------------------------------------------------------------------------------------|
| 152                                                                                                                                                                                                                                                                                                                                              |            |                                                                                                           |                                            | <b>CERTIFICADO DE MATRIMONIO</b>                                                                                       |                                                                     |  |                                         |                                                                                                                          |
| <b>DECLARACION JURADA DEL CONTRAYENTE</b>                                                                                                                                                                                                                                                                                                        |            |                                                                                                           |                                            |                                                                                                                        |                                                                     |  |                                         |                                                                                                                          |
| 1. Nombre y Apellidos del Contrayente                                                                                                                                                                                                                                                                                                            |            |                                                                                                           | 2. Edad                                    | 3. Color o Raza<br>Blanca <input type="checkbox"/><br>Negra <input type="checkbox"/><br>Otra <input type="checkbox"/>  | 4. Fecha de Nacimiento<br>Mes: _____ Día: _____ Año: _____          |  |                                         | 5. Nunca se ha casado <input type="checkbox"/><br>Divorciado <input type="checkbox"/><br>Viudo <input type="checkbox"/>  |
| 6. Natural de<br>a) Municipio _____<br>b) Estado o País _____                                                                                                                                                                                                                                                                                    |            | 7. Residencia Habitual<br>a) Municipio _____<br>b) Calle y Núm. o Barrio _____<br>c) Estado o País _____  |                                            |                                                                                                                        | 8. Ocupación Habitual<br>8. a. Clase de negocio o industria _____   |  |                                         |                                                                                                                          |
| 9. Nombre y apellidos del Padre                                                                                                                                                                                                                                                                                                                  |            |                                                                                                           |                                            | 10. Natural de:<br>a) Municipio _____<br>b) Estado o País _____                                                        |                                                                     |  |                                         |                                                                                                                          |
| 11. Nombre y apellidos de la Madre                                                                                                                                                                                                                                                                                                               |            |                                                                                                           |                                            | 12. Natural de:<br>a) Municipio _____<br>b) Estado o País _____                                                        |                                                                     |  |                                         |                                                                                                                          |
| 13. Número de matrimonios anteriores _____<br>(continúe al dorso en los encasillados correspondientes)                                                                                                                                                                                                                                           |            |                                                                                                           | 15. Firma del Contrayente: _____           |                                                                                                                        |                                                                     |  |                                         |                                                                                                                          |
| 14. Total de hijos procreados en matrimonios anteriores _____<br>(continúe al dorso en los encasillados correspondientes)                                                                                                                                                                                                                        |            |                                                                                                           | Testigo de la marca: _____                 |                                                                                                                        |                                                                     |  |                                         |                                                                                                                          |
| <b>DECLARACION JURADA DE LA CONTRAYENTE</b>                                                                                                                                                                                                                                                                                                      |            |                                                                                                           |                                            |                                                                                                                        |                                                                     |  |                                         |                                                                                                                          |
| 16. Nombre y Apellidos de la Contrayente                                                                                                                                                                                                                                                                                                         |            |                                                                                                           | 17. Edad                                   | 18. Color o Raza<br>Blanca <input type="checkbox"/><br>Negra <input type="checkbox"/><br>Otra <input type="checkbox"/> | 19. Fecha de Nacimiento<br>Mes: _____ Día: _____ Año: _____         |  |                                         | 20. Nunca se ha casado <input type="checkbox"/><br>Divorciado <input type="checkbox"/><br>Viudo <input type="checkbox"/> |
| 21. Natural de<br>a) Municipio _____<br>b) Estado o País _____                                                                                                                                                                                                                                                                                   |            | 22. Residencia Habitual<br>a) Municipio _____<br>b) Calle Número o Barrio _____<br>c) Estado o País _____ |                                            |                                                                                                                        | 23. Ocupación Habitual<br>23. a. Clase de Negocio o Industria _____ |  | 24. Parentesco con el contrayente _____ |                                                                                                                          |
| 25. Nombre y apellidos del Padre                                                                                                                                                                                                                                                                                                                 |            |                                                                                                           |                                            | 26. Natural de:<br>a) Municipio _____<br>b) Estado o País _____                                                        |                                                                     |  |                                         |                                                                                                                          |
| 27. Nombre y apellidos de la Madre                                                                                                                                                                                                                                                                                                               |            |                                                                                                           |                                            | 28. Natural de:<br>a) Municipio _____<br>b) Estado o País _____                                                        |                                                                     |  |                                         |                                                                                                                          |
| 29. Número de Matrimonios anteriores _____<br>(continúe al dorso en los encasillados correspondientes)                                                                                                                                                                                                                                           |            |                                                                                                           | 31. Firma de la Contrayente: _____         |                                                                                                                        |                                                                     |  |                                         |                                                                                                                          |
| 30. Total de hijos procreados en matrimonios anteriores _____<br>(continúe al dorso en los encasillados correspondientes)                                                                                                                                                                                                                        |            |                                                                                                           | Testigo de la marca: _____                 |                                                                                                                        |                                                                     |  |                                         |                                                                                                                          |
| <b>CERTIFICO DE LA CELEBRACION DEL MATRIMONIO</b>                                                                                                                                                                                                                                                                                                |            |                                                                                                           |                                            |                                                                                                                        |                                                                     |  |                                         |                                                                                                                          |
| Yo _____ certifico que en mi carácter de _____ celebré el matrimonio que en su libre y espontánea voluntad contrajeron _____ y _____ ante los testigos _____ y _____ el _____ de _____ de _____ a las _____ M, en _____ (sitio o lugar) _____ (Municipio) _____ después de haber jurado y firmado ante mi las declaraciones exigidas por la Ley. |            |                                                                                                           |                                            |                                                                                                                        |                                                                     |  |                                         |                                                                                                                          |
| (Si celebrado en ARTICULO MORTIS especifiquelo en el siguiente espacio) _____                                                                                                                                                                                                                                                                    |            |                                                                                                           |                                            |                                                                                                                        |                                                                     |  |                                         |                                                                                                                          |
| Firma y Dirección de 1. _____<br>de los testigos                                                                                                                                                                                                                                                                                                 |            |                                                                                                           |                                            | Dirección futura de los contrayentes _____                                                                             |                                                                     |  |                                         |                                                                                                                          |
| 2. _____                                                                                                                                                                                                                                                                                                                                         |            |                                                                                                           |                                            |                                                                                                                        |                                                                     |  |                                         |                                                                                                                          |
| Testigo de las Marcas _____                                                                                                                                                                                                                                                                                                                      |            |                                                                                                           |                                            |                                                                                                                        |                                                                     |  |                                         |                                                                                                                          |
| Firma del Celebrante: _____                                                                                                                                                                                                                                                                                                                      |            |                                                                                                           |                                            |                                                                                                                        |                                                                     |  |                                         |                                                                                                                          |
| Dirección: _____                                                                                                                                                                                                                                                                                                                                 |            |                                                                                                           |                                            |                                                                                                                        |                                                                     |  |                                         |                                                                                                                          |
| Fecha del Registro                                                                                                                                                                                                                                                                                                                               | Mes        | Día                                                                                                       | Año                                        | Firma del Registrador: _____                                                                                           |                                                                     |  |                                         |                                                                                                                          |

## DETALLES REQUERIDOS POR LA LEY SOBRE MATRIMONIOS ANTERIORES

Datos sobre terminación de matrimonios anteriores del contrayente según se solicita en el apartado Núm. 13 de la Declaración Jurada

### DEL CONTRAYENTE

| 13. Datos sobre terminación de matrimonios anteriores: | b) Lugar<br>(si divorcio o anulación indique tribunal) | c) Fecha | d) div.                  | anul.                    | muerte                   |
|--------------------------------------------------------|--------------------------------------------------------|----------|--------------------------|--------------------------|--------------------------|
| a) Nombre (1) _____                                    |                                                        |          | <input type="checkbox"/> | <input type="checkbox"/> | <input type="checkbox"/> |
| y (2) _____                                            |                                                        |          | <input type="checkbox"/> | <input type="checkbox"/> | <input type="checkbox"/> |
| apellidos (3) _____                                    |                                                        |          | <input type="checkbox"/> | <input type="checkbox"/> | <input type="checkbox"/> |
| del (4) _____                                          |                                                        |          | <input type="checkbox"/> | <input type="checkbox"/> | <input type="checkbox"/> |
| Conyuge (5) _____                                      |                                                        |          | <input type="checkbox"/> | <input type="checkbox"/> | <input type="checkbox"/> |

Hijos procreados en matrimonios anteriores por el contrayente según se solicita en el apartado Núm. 14. de la Declaración Jurada

### DEL CONTRAYENTE

| 14. Hijos Procreados en matrimonios anteriores: | b) Edad | c) Dirección: |
|-------------------------------------------------|---------|---------------|
| Nombre (1) _____                                |         |               |
| y (2) _____                                     |         |               |
| Apellidos (3) _____                             |         |               |
| (4) _____                                       |         |               |
| (5) _____                                       |         |               |

Datos sobre terminación de matrimonios anteriores de la contrayente según se solicita en el apartado Núm. 29 de la Declaración Jurada

### DE LA CONTRAYENTE

| 29. Datos sobre terminación de matrimonios anteriores: | b) Lugar<br>(si divorcio o anulación indique tribunal) | c) Fecha: | d) div.                  | anul.                    | muerte                   |
|--------------------------------------------------------|--------------------------------------------------------|-----------|--------------------------|--------------------------|--------------------------|
| Nombre (1) _____                                       |                                                        |           | <input type="checkbox"/> | <input type="checkbox"/> | <input type="checkbox"/> |
| y (2) _____                                            |                                                        |           | <input type="checkbox"/> | <input type="checkbox"/> | <input type="checkbox"/> |
| Apellidos (3) _____                                    |                                                        |           | <input type="checkbox"/> | <input type="checkbox"/> | <input type="checkbox"/> |
| del (4) _____                                          |                                                        |           | <input type="checkbox"/> | <input type="checkbox"/> | <input type="checkbox"/> |
| Conyuge (5) _____                                      |                                                        |           | <input type="checkbox"/> | <input type="checkbox"/> | <input type="checkbox"/> |

Hijos procreados en matrimonios anteriores por la contrayente según se solicita en el apartado Núm. 30 de la Declaración Jurada

### DE LA CONTRAYENTE

| 30. Hijos procreados en matrimonios anteriores: | b) Edad | c) Dirección: |
|-------------------------------------------------|---------|---------------|
| Nombre (1) _____                                |         |               |
| y (2) _____                                     |         |               |
| Apellidos (3) _____                             |         |               |
| (4) _____                                       |         |               |
| (5) _____                                       |         |               |

DECLARACION JURADA DANDOLE A UN MENOR DE EDAD CONSENTIMIENTO PARA CASARSE

Yo \_\_\_\_\_ en mi carácter de \_\_\_\_\_

\_\_\_\_\_ del menor \_\_\_\_\_  
(padre, madre o tutor legal)

lo autorizo a contraer matrimonio con \_\_\_\_\_

Fecha \_\_\_\_\_ Firma \_\_\_\_\_

Jurada y suscrita ante mí en \_\_\_\_\_, P.R. el día \_\_\_\_\_  
de \_\_\_\_\_ de 20\_\_\_\_

Firma del celebrante \_\_\_\_\_

DECLARACION JURADA DANDOLE A UN MENOR DE EDAD CONSENTIMIENTO PARA CASARSE

Yo \_\_\_\_\_ en mi carácter de \_\_\_\_\_

\_\_\_\_\_ del menor \_\_\_\_\_  
(padre, madre o tutor legal)

lo autorizo a contraer matrimonio con \_\_\_\_\_

Fecha \_\_\_\_\_ Firma \_\_\_\_\_

Jurada y suscrita ante mí en \_\_\_\_\_, P.R. el día \_\_\_\_\_  
de \_\_\_\_\_ de 20\_\_\_\_

Firma del celebrante \_\_\_\_\_

